

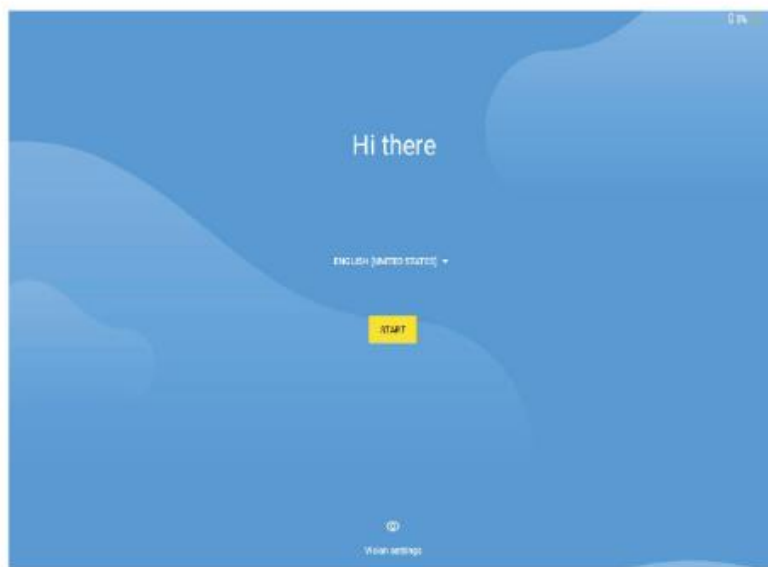
R16 -kid

User Manual



1. Thanks for choosing Paitanry kid tablet, hope it can bring you convenience and happiness.

2. Power on your device: Long press the power key around 3-5 seconds, then following on screen instruction guides you through basic setting options:



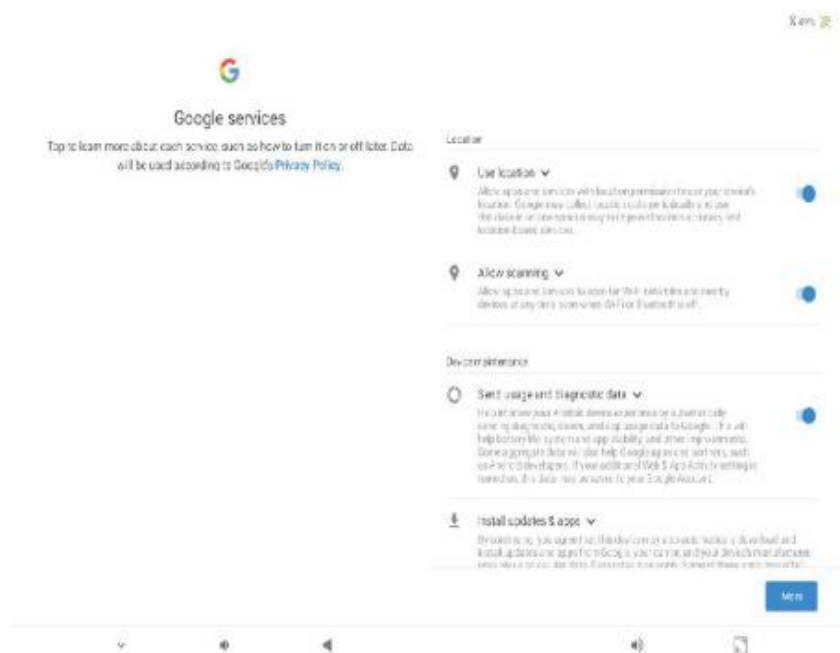
2.1 Tap to choose the system language from the list and tap START.

2.2 Set up an available Wi-Fi network then tap Next, or tap Skip.

2.3 Set Date & time then tap Next.

2.4 Read Google Services and tap Accept to continue steps.

2.5 Tap FINISH to complete setup steps and you will enter the Iwawa APP directly.



3. There are tow modes in lwawa:

3.1 Parenting mode:

3.1.1 All applications could be downloaded in Google Play Store. The device system is Android 13.0, please download the compatible APPs.

3.1.2 The device default ROM is 64GB, when storage is insufficient , there are 2 options:

1. add expanded memory card.
2. format the tablet. Please kindly note that formatting will delete all applications' data.

3.1.3 Connect your device with other Bluetooth devices:

1.Go to Settings > Connected devices > Connection preferences > Bluetooth.

2.Tap to turn on Bluetooth.



3. Tap Pair new device or devices display in available list automatically.

4. Select a device from the list.

3.1.4 Quick settings: dragging the status bar downward on from any screen, you can modify the screen brightness, WiFi, Bluetooth.

3.1.5 Power saving mode: conserve energy and extend battery's working time.

3.1.6 Eye protection mode: Protect & care your eyes, reduce the blue light. Make your eyes feel more comfortable.

3.1.7 When battery percentage is less than 10%, please charge your device as soon as possible to avoid shutting down.

3.2 Iwawa Setting:

After logging into Iwawa, please set your own password (default password is 0000) to manage the APP.

The password is the only way to exit the kid mode.



**iWawa Home
Parental Control System**

Instructions

Contents

目录

Overviews	7
Security Control	8
1、 Applications Filter	8
2、 Websites Filtering	8
Content and Management	9
1、 Applications Recommendation	9
2、 Multimedia Management	10
Behavior Restrictions	11
1、 Child Lock	11
2、 Time Limit	11
3、 Behavior Report	12
Featured Functions	13
1、 Personal Style	13
2、 Multiple Accounts	14
3、 Kids Vido	14
FQA:	15
1: How to add Whitelist	16
2. How to reset Password:	19
3: How to connect wifi:	20
4: How to add Apps to the child's desktop:	21

Overviews

More and more children play tablets / phones for fun, obsess with a variety of games and entertainment, and also learn knowledge. However, kids still lack the ability to control their behavior and identify positive contents, being obsessive with tablet may have negative effects on kids' physical and psychological development.

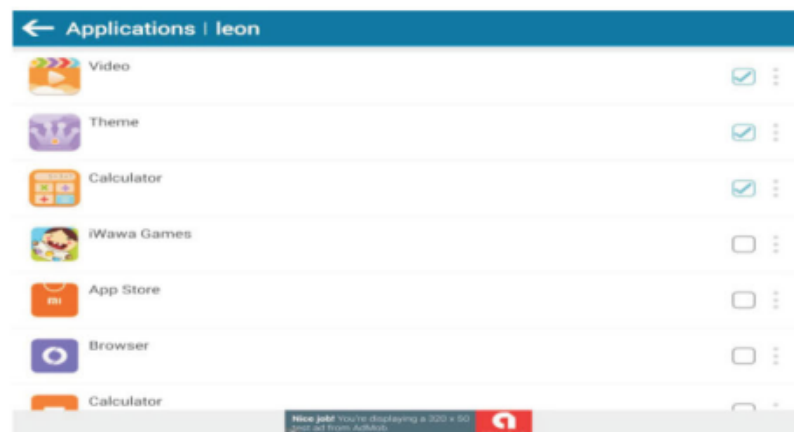
iWawaHome is oriented to security, healthy content and easy management, and behavior limit, focusing on establishing secure environment for kids, blocking hazards, making parent be reassured about kids network environment.

Security Control

Separating contents which are not suitable for children and protecting kids' physical and psychological growth, parents can filter the contents which need to be blocked.


1、 Applications Filter

Select appropriate applications for kids, and block inappropriate contents like bloody and violent content. Only selected applications will be showed up in children`s desktop.



2、 Websites Filtering

When children use the Internet browser, it will automatically block the websites without parental permission.

← Websites leon			
<input checked="" type="radio"/> Restricted	<input type="radio"/> Unlimited	<input type="radio"/> Prohibited	Add
@	Disney Junior	<input checked="" type="checkbox"/>	⋮
	http://www.disney.com/disney-junior		
@	Smurfs	<input checked="" type="checkbox"/>	⋮
	http://www.smurf.com		
@	The Garfield Show	<input checked="" type="checkbox"/>	⋮
	http://www.thegarfieldshow.com		
	Toy Story	<input checked="" type="checkbox"/>	⋮
	http://www.toystory.disney.com		
@	Twenty Four Seven Science	<input checked="" type="checkbox"/>	⋮
	http://www.lawrencehallofscience.org/kidsite		

Content and Management

Provide children with rich applications resources, and use tools to manage applications, video, music and other content.

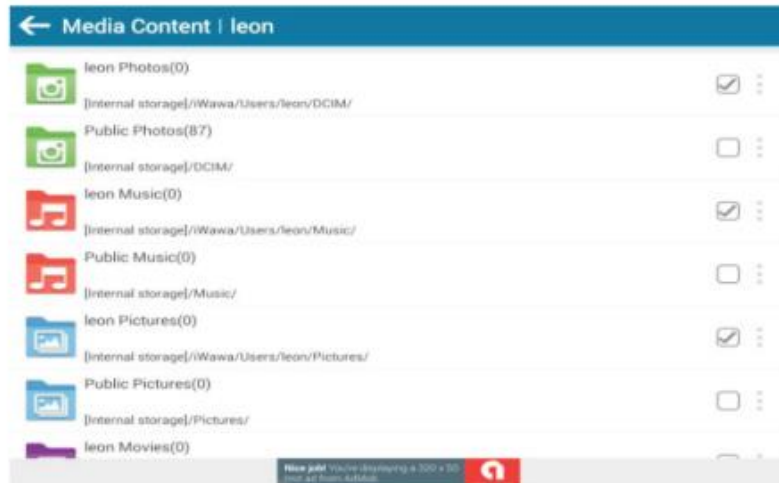
1、 Applications Recommendation

Recommend with educational games and other applications which are suitable for kids. Recommended content is regularly updated and can be downloaded for free.



2、Multimedia Management

Children can open "Video" application in the children desktop and see all good movies selected by parents; similarly, children can open the "Gallery" and "Music" application and see pictures and listen to songs which are previously prepared.

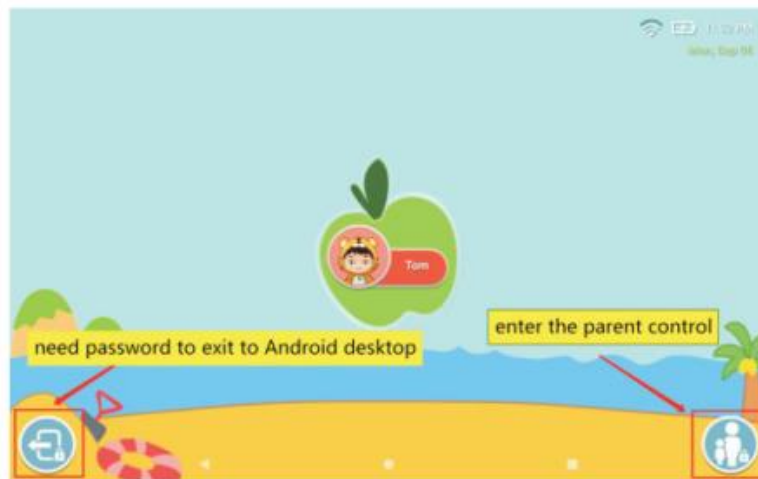


Behavior Restrictions

Restrict kids' behavior by iWawa, kids can not disturb the parents' desktop any more, unexpected consumption and games addiction could be effectively avoided.

1、 Child Lock

Without permission of parents, children will not be able to exit the child desktop. Not only ensure that kids stay in a safe environment, but also ensure that kids do not have access to parents' desktop applications.



2、 Time Limit

Parents can set a timetable for kids to use tablet and have a break time. It will automatically be transferred to break time when time is up, and tablet is temporarily unusable. It is flexible to protect the kids' growing environment.

←

Time Limit | Kid

☒ Whole week
 ☐ Single day

Whole week

☒ Restricted
 ☐ Unlimited
 ☐ Prohibited

Start/End time

09:00

-

21:00

Sessions per day

3

max

Session length

30

mins


Rest length

15

mins

3、 Behavior Report

The system automatically produces detailed reports of applications usage which record kids' behavior on using various applications and the frequency. In this way, parents can easily understand kids' habits and preferences.

← Statistics Kid			
Last week			
1	 KidsKaraoke	Percent Time Count	100% 810 mins 3 times

Featured Functions

Provide more practical and convenient features for children and parents.

1、 Personal Style

Multiple beautiful themes, kids can create their own beautiful space.



2、 Multiple Accounts

A tablet can set up more than one account.Each child can have their own separate desktop.




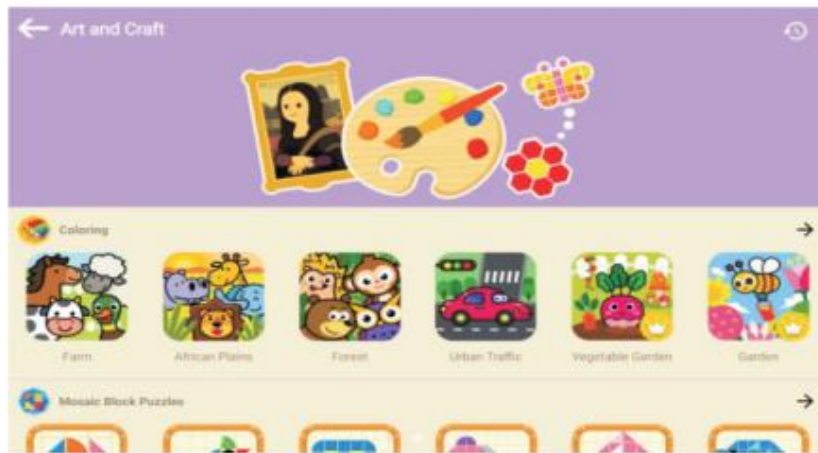
3、 Kids TV

There are many wonderful children videos, and often updated, kids will love it much.



4. Learning & Playing Apps

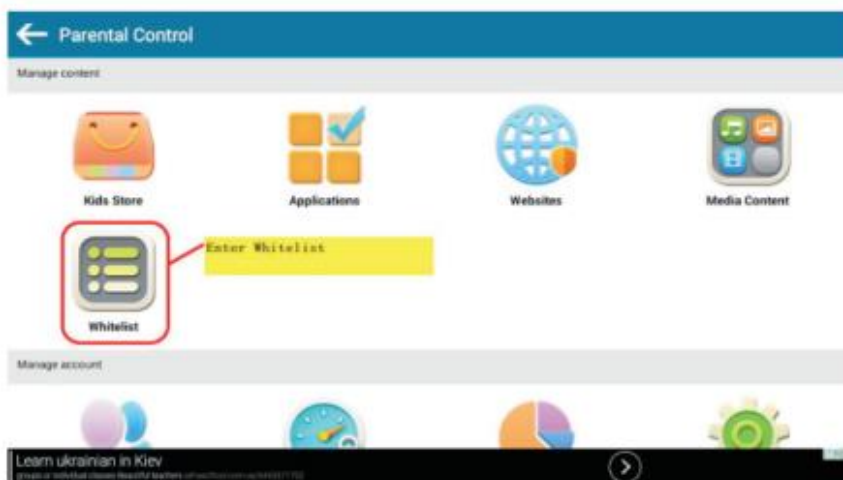


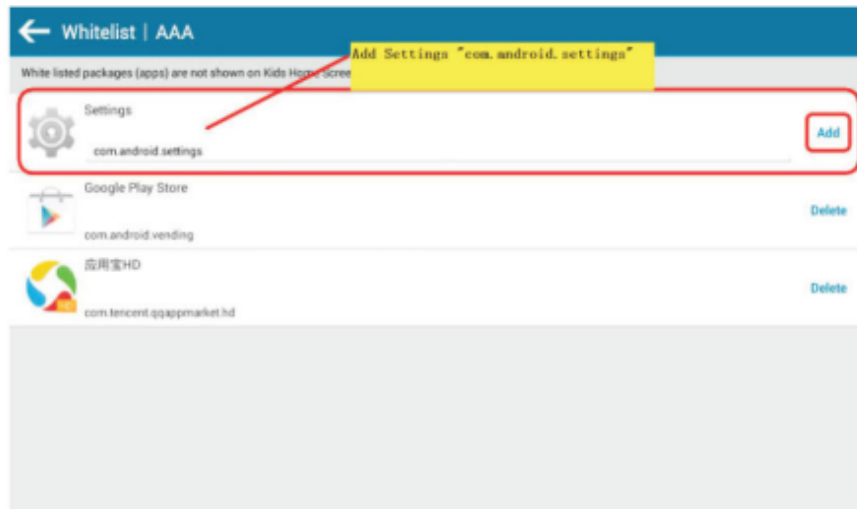


FQA:

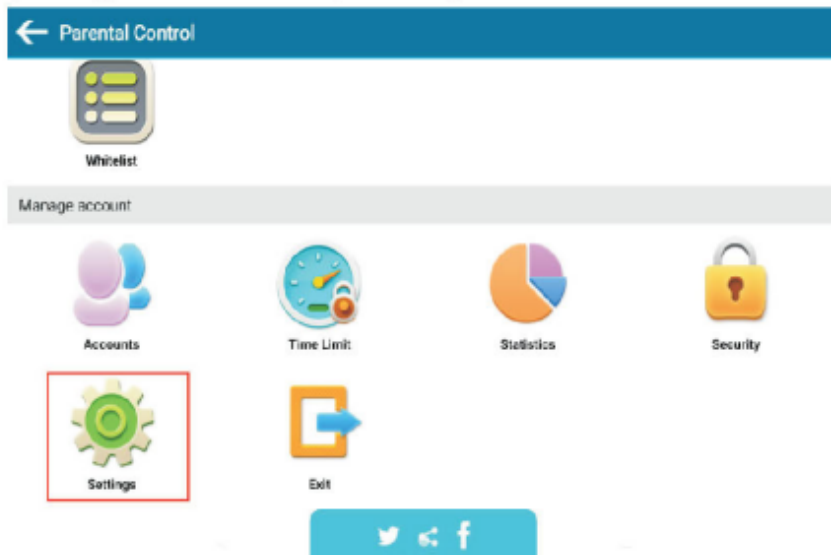
1: How to add Whitelist

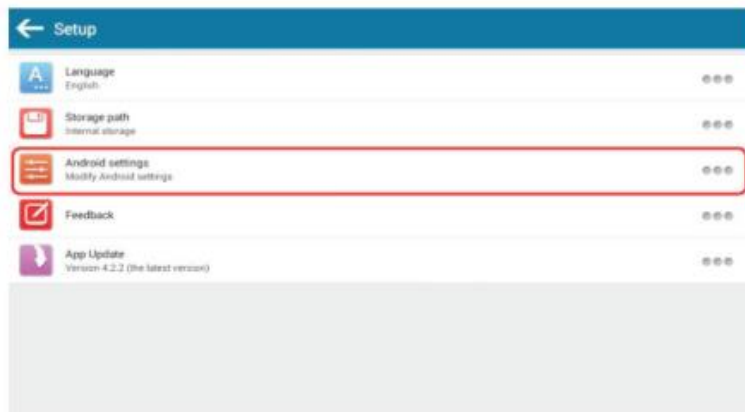
Please enter "Parental Control" -> "Whitelist" add the Settings.





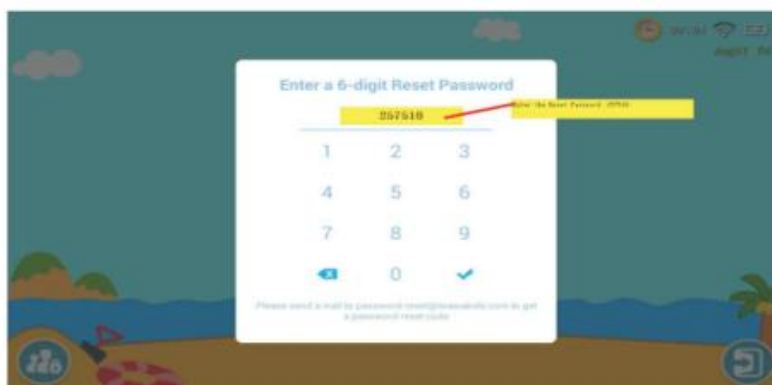
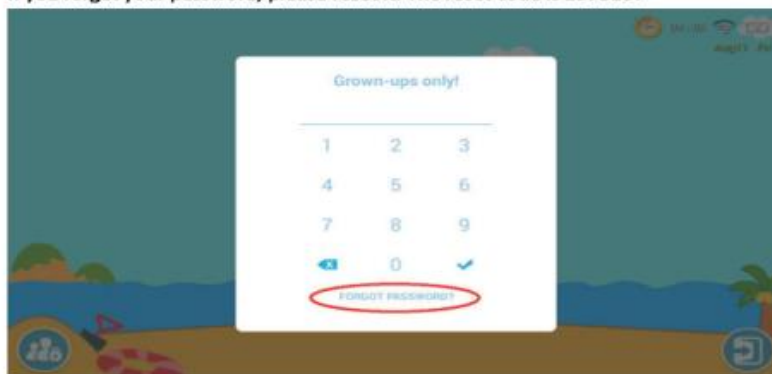
By the way, at "Parental Control", the Settings will not be blocked.



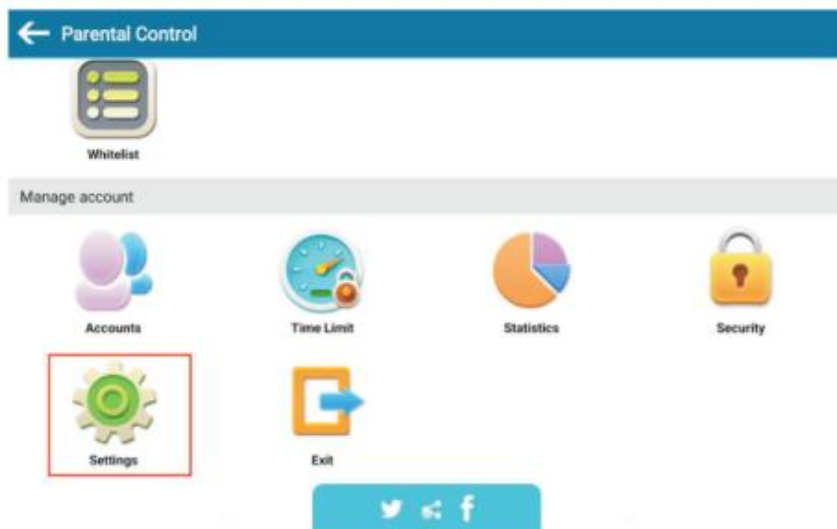


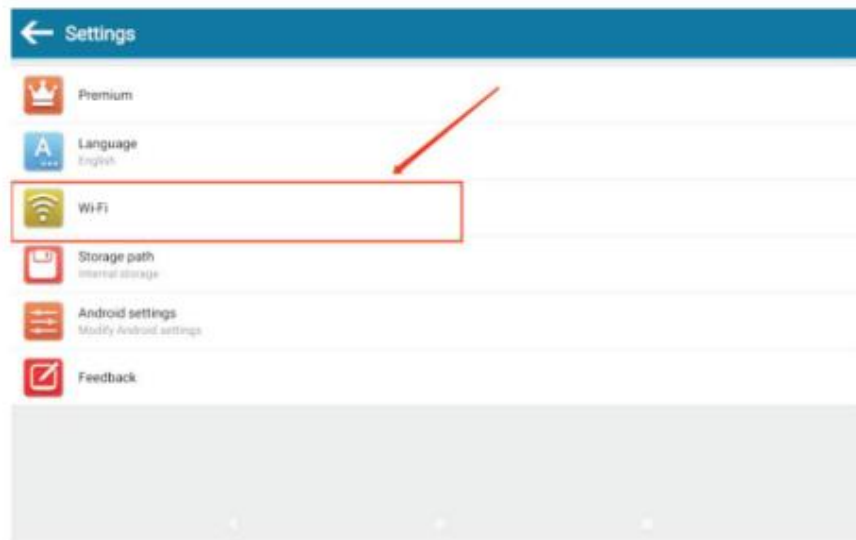
2. How to reset Password

If you forget your password, please reset it. The reset code is 257518:

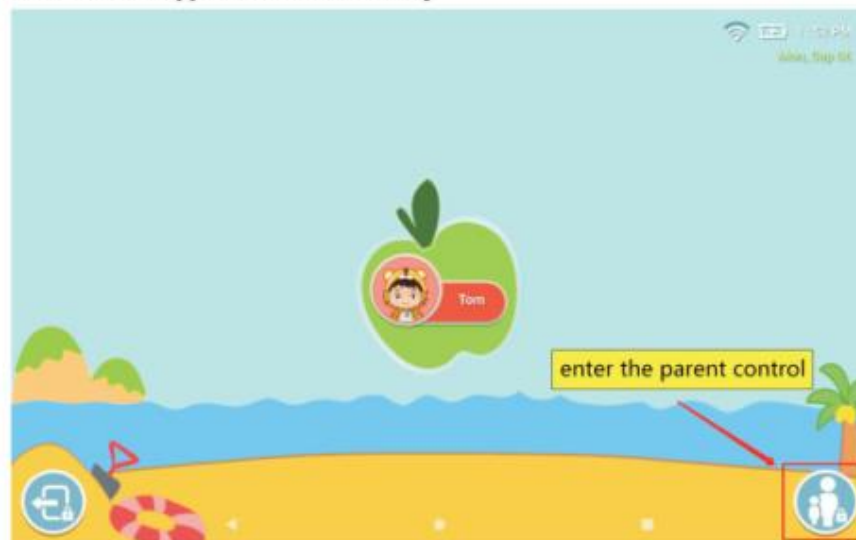


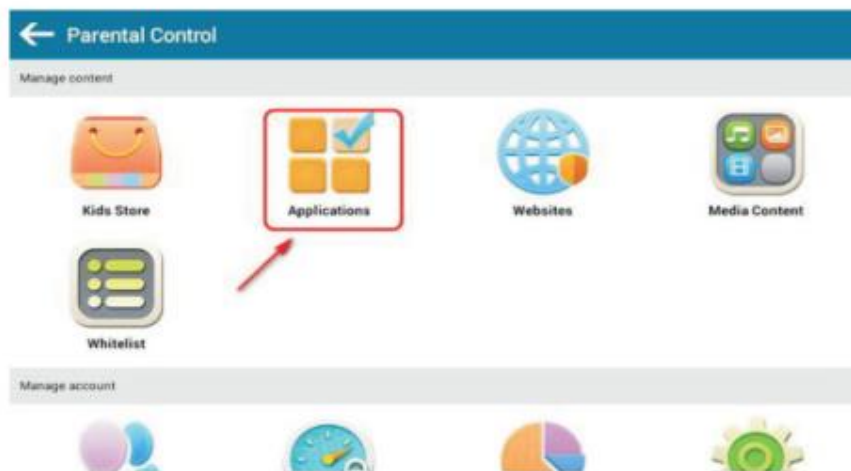
3: How to connect wifi





4: How to add Apps to the child's desktop





FCC Warning:

This equipment has been tested and found to comply with the limits for a Class B digital device, pursuant to part 15 of the FCC Rules. These limits are designed to provide reasonable protection against harmful interference in a residential installation. This equipment generates, uses and can radiate radio frequency energy and, if not installed and used in accordance with the instructions, may cause harmful interference to radio communications. However, there is no guarantee that interference will not occur in a particular installation. If this equipment does cause harmful interference to radio or television reception, which can be determined by turning the equipment off and on, the user is encouraged to try to correct the interference by one or more of the following measures:

- Reorient or relocate the receiving antenna.
- Increase the separation between the equipment and receiver.
- Connect the equipment into an outlet on a circuit different from that to which the receiver is connected.
- Consult the dealer or an experienced radio/TV technician for help.

Caution: Any changes or modifications to this device not explicitly approved by manufacturer could void your authority to operate this equipment.

This device complies with part 15 of the FCC Rules. Operation is subject to the following two conditions:

(1) This device may not cause harmful interference, and (2) this device must accept any interference received, including interference that may cause undesired operation.

This equipment complies with FCC radiation exposure limits set forth for an uncontrolled environment. This equipment should be installed and operated with minimum distance 0cm between the radiator and your body.