



Setup Instructions

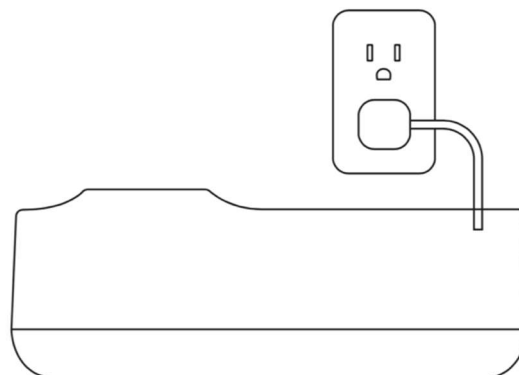
Hälsa Baby All-In-One Wellness Monitor

Hälsa Baby Features

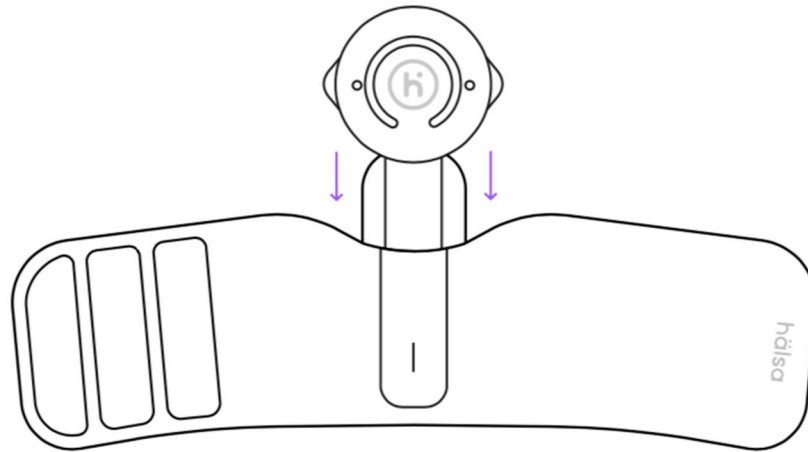
- 1) Download the Hälsa Baby App from the App Store or Google Play Store. You will be prompted to create an account. Once you have completed sign up, you can add a profile for your baby and connect with the hub and smart sensor by following the instructions within the app.



- 2) Plug the Hub into a power outlet. The light will buffer once the hub is connected to the power outlet.

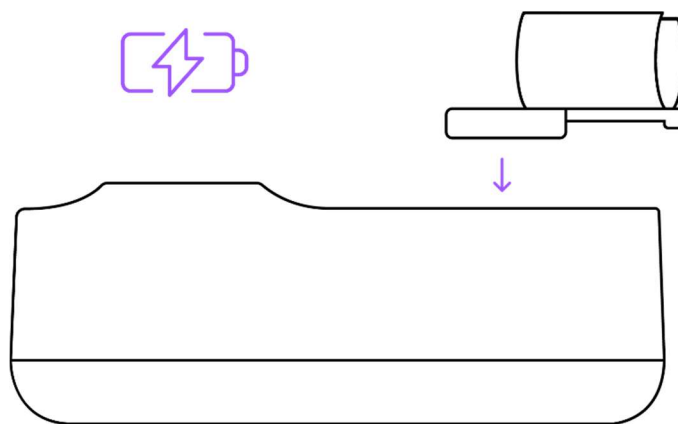


- 3) Choose the preferred size for the Ankle Band. Place the Smart Sensor into the ankle band, ensuring you slide the smart sensor all the way down into the fabric pocket. The smart sensor is secure when the button is visible through the hole on the exterior of the ankle band's fabric. If placed correctly, the Silver metal circle on the inside of the smart sensor should be visible through the fabric near the bottom of the ankle band.



2

- 4) Place the Smart Sensor and Ankle Band on the Hub, with the exterior of the smart sensor, logo side down, so it is touching the charging ring. When charging is in progress, a green LED light from the smart sensor will blink.



Warnings / Important Safety Information

The **Hälsa Baby All-In-One Wellness Monitor** is not a medical device and is not intended to diagnose, treat, cure, monitor, or prevent any medical conditions or illnesses.

- Our products are meant for use with healthy children up to 18 months of age.
- Do not attempt to use our products as a diagnostic tool or to rely upon them for diagnosis.
- Do not use our products if your doctor recommends the use of hospital-grade monitors/equipment.
- Do not use our products as a replacement for or in lieu of adult and/or medical care or professional medical advice.
- Do not use our products as a reason to practice unsafe sleep. Our products are intended to be used in conjunction with safe sleep practices.



WARNING: OUR PRODUCTS ARE NOT MEDICAL DEVICES. They do not provide notifications that assess your baby's health, and should not be relied upon for any type of clinical monitoring. Our products are only intended to assist you in tracking your child's general wellness and are not intended to replace you as a caregiver. You are responsible for the health and well-being of you and your child, and following safe sleep, health, and care guidelines. The absence or occurrence of a notification is not an indication of your baby's health status.



SAFETY

For **INDOOR** use only. DO NOT use HUB/Sensor near water (such as bathtub, sink, etc.) or submerge in water. To reduce the risk of fire or electrical shock, DO NOT expose this product to water or moisture. NEVER attempt to disassemble the product. This is dangerous and will void the warranty.

SOUND: Sound levels of the device may reach up to 85-90 Decibels at Maximum Volume in some instances. Your baby's hearing is sensitive and can be easily damaged by loud noises. To ensure the

safety and well-being of your child, please be mindful of the volume levels on your Hälsa Baby All-In-One Wellness Monitor.

POWER CORD PROTECTION: NEVER attempt to use cord without the protective covering. Check protective covering before each use to ensure that the cord is not exposed to your child. Immediately discontinue use if the protective covering is damaged or broken.

VENTILATION: DO NOT block ventilation openings. DO NOT place on a bed, sofa, rug or similar surface. DO NOT place in a bookcase or cabinet that may restrict airflow. Avoid exposing the product to excessive dust or debris. Keep the product in a clean and dust-free environment whenever possible.

HEAT: The monitor should be situated away from heat sources, such as radiators, heat registers, stoves or other appliances that produce heat. Also, keep these components out of direct sunlight.

OPTIMAL OPERATING Temperature & Humidity Range: 0°C to 40°C & humidity 10% to 95% relative humidity, non-condensing.

STORAGE Temperature & Humidity Range: (-10) °C to 45 °C & humidity 5% to 90%, relative humidity, non-condensing.



STRANGULATION HAZARD — Children have STRANGLED in cords. This device is designed to be used behind a standard crib and against the wall only. Adult assembly

is required. Keep small parts away from children when assembling. This product cannot replace adult supervision. Ensure your child's health by checking on him/her regularly. This product is not a toy. Do not allow children to play with it.

The environmental measurement range of the product is 5°C– 60°C and is not suitable for use in harsh environments below 5°C or above 60°C.

The humidity measurement range of this product is 0–99% RH, keep away from extreme humidity. This product is only intended for use as a healthy lifestyle tool and cannot be used as a measuring tool."



This device complies with part 15 of the FCC Rules. Operation is subject to the following two conditions: (1) this device may not cause harmful interference, and (2) this device must accept any interference received, including interference that may cause undesired operation.

Changes or modifications to this product not authorized by party responsible for compliance could void the electromagnetic compatibility (EMC) and wireless compliance and negate your authority to operate the product.

Please **ONLY** use the supplied power adapter. Failure to do so may void our limited warranty.

Note: This equipment has been tested and found to comply with the limits for a Class B digital device, pursuant to part 15 of the FCC Rules. These limits are designed to provide reasonable protection against harmful interference in a residential installation. This equipment generates, uses and can radiate radio frequency energy and, if not installed and used in accordance with the instructions, may cause harmful interference to radio communications. However, there is no guarantee that interference will not occur in a particular installation. If this equipment does cause harmful interference to radio or television reception, which can be determined by turning the equipment off and on, the user is encouraged to try to correct the interference by one or more of the following measures:

- Reorient or relocate the receiving antenna.
- Increase the separation between the equipment and receiver.
- Connect the equipment into an outlet on a circuit different from that to which the receiver is connected.
- Consult the dealer or an experienced radio/TV technician for help.

This equipment complies with FCC radiation exposure limits set forth for an uncontrolled environment. This equipment should be installed and operated with minimum distance 20cm between the radiator and your body.

FCC ID: 2BCMF-HALSAV02 (Halsa Hub)

Contains FCC ID: 2AAQS-ISP1807 (Smart Sensor)



This device complies with Industry Canada license-exempt RSS standard(s). Operation is subject to the following two conditions: (1) this device may not cause interference, and (2) this device must accept any interference, including interference that may cause undesired operation of the device.

Le présent appareil est conforme aux CNR d'Industrie Canada applicables aux appareils radio exempts de licence. L'exploitation est autorisée aux deux conditions suivantes : (1) l'appareil ne doit pas produire de brouillage, et (2) l'utilisateur de l'appareil doit accepter tout brouillage radioélectrique subi, même si le brouillage est susceptible d'en compromettre le fonctionnement.

IC: 32365-HALSAV02 (Hälsa Hub)

Contains IC: 11306A-ISP1807 (Hälsa Smart Sensor)

HVIN: HBV10 (Hälsa Hub), SSV7.2 (Hälsa Smart Sensor)

INPUT :100-240V ~ 50/60Hz 0.5A Max

OUTPUT: DC = 5.0V/3A



For more information, visit **HalsaBaby.com**

The Hälsa Baby All-In-One Wellness Monitor is not a medical device and is not intended to diagnose, treat, cure, monitor, or prevent any medical conditions or illnesses. Prototype only