

FRONT

BACK

91mm

折后封面

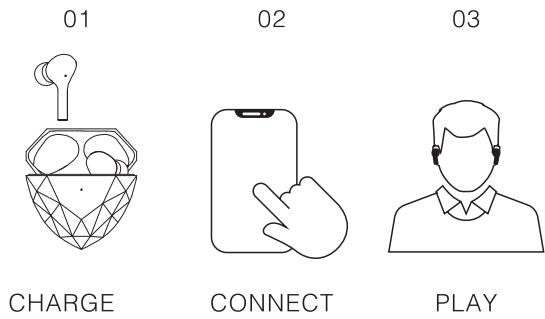
71mm



CONGRATULATIONS ON YOUR PURCHASE OF THE TRUE WIRELESS EARBUDS.

Please read all instructions and warnings prior to use. Keep this sheet as it contains important information for future reference.

QUICK START GUIDE



01 CHARGE

- Fully charge the product before the first use.
- Place the earbuds into the case.
 - Connect the charging cable to the earbud case then connect the USB connector to a power source.
 - Blue light on the case flashes when the case is charging. LED will light up solid when the case is fully charged.
 - LED on earbuds will turn on while charging and turn off when fully charged.

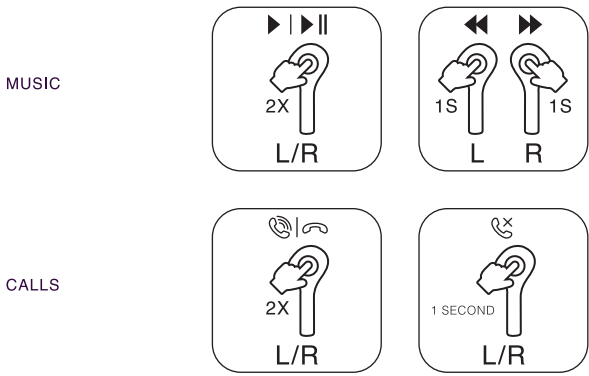
02 CONNECT

Your device must have BLUETOOTH® capability. Consult your device manufacturer or user manual if you are unsure if your device has this feature.

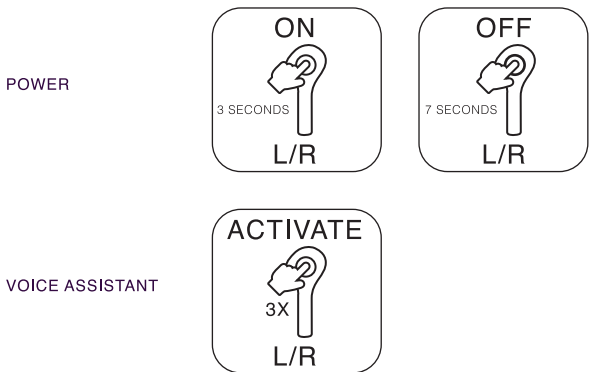
- Turn off any devices that may have been previously paired to the earbuds.
- Remove the earbuds from their case and place the earbuds in your ear.
- Place your device within 3 feet of earbuds
- Enable BLUETOOTH® on your device and search for new BLUETOOTH® devices. Refer to your device's manual on how to enable and operate BLUETOOTH®.
- Select FAO Heart from the list of BLUETOOTH® available devices.
- You can now stream music wirelessly from your device to your earbuds.

Note: Your earbuds will automatically pair with your device when open their case.

03 PLAY (TOUCH CONTROLS)



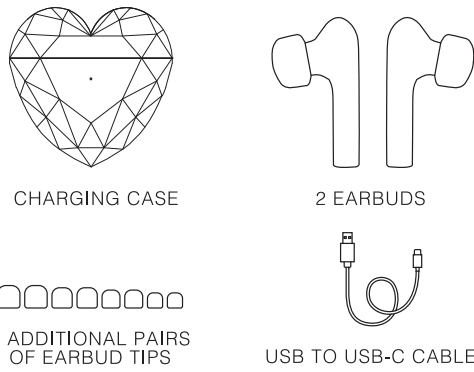
(TOUCH CONTROLS CONT.)



ADVANCED TROUBLESHOOTING

- | | |
|--|--|
| TO ENTER PAIRING MODE AND SEARCH FOR A FAO HEART DEVICE
Tap three times on one earbud. | TO SWITCH MICROPHONE BETWEEN EARBUD AND PHONE:
Tap one earbud for 1s. |
| TO CLEAR PAIRED DEVICE
While earbuds are charging, long tap one earbud for 7 second. | TO SWITCH BETWEEN 2 CALLS
Double tap one earbud. |
| TO CONNECT TWO EARBUDS
Clear paired devices then double tap on each earbud. | TO HANG UP CURRENT CALL WHEN IN 2 CALLS
Single tap on one earbud. |
| TO CONNECT 1 EARBUD
Take one earbud out of the case and connect to your device. | TO RESET
Forget earbuds in your device's Bluetooth setting then reset your device. Place earbuds in their case and turn your device back on. |

WHAT YOU GET



FIND THE RIGHT FIT



Start with the largest size ear tips first and work your way down.

- There is an improper seal if:
- Earbuds do not stay in during light activity.
 - There is no reduction in outside noise.
 - You experience "distant" sounds.

KEEP THIS INSTRUCTION MANUAL AS IT CONTAINS IMPORTANT INFORMATION FOR FUTURE REFERENCE.

Due to continuous product improvements, the pictures on this manual may differ slightly from the actual product.

SAFETY WARNINGS

PLEASE READ BEFORE USE

- Not a children's item. Keep out of the reach of children.
- Listening to loud music for extended periods of time may damage your hearing.
- Do not use earbuds while driving.
- Always pay attention to your surrounding while using this product.
- Only use the included power cable for operation.
- Do not attempt to use this product for other purposes.
- Do not expose to extreme temperatures or moisture.
- Thoroughly inspect products before every use. If the product appears worn, frayed/splintered, cracked, or broken in any manner, discontinue use and discard immediately.

RECHARGEABLE BATTERY WARNING

- This product contains batteries that are non-replaceable.
- There is a risk of fire and personal injury if battery is punctured, damaged, or misused.
- Do not dismantle, crush, incinerate or short-circuit battery.
- Never expose battery to extreme temperatures or moisture.
- Keep away from flammable materials and direct sunlight.
- Only charge using the provided charger, cable, and/or adapters.
- Rechargeable battery is only to be charged by an adult.
- Adult supervision is required while charging the battery.
- Allow battery to cool to room temperature before charging.
- Charge on a non-flammable surface and keep away from flammable products.
- Discontinue charging if battery becomes hot, swells, smokes, or gives off a strong odor.
- Battery chargers used with the product are to be regularly examined for damage to the cord, plug, enclosure, and other parts. In the event of such damage, chargers must not be used until the damage has been repaired.
- Recycle or dispose of battery according to federal, state, and local laws.
- Keep these instructions for future reference.

FCC + LEGAL STATEMENTS

This device complies with part 15 of the FCC Rule. Operation is subject to the following two conditions: (1) This device may not cause harmful interference, and (2) this device must accept any interference received, including interference that may cause undesired operation.

NOTE: This equipment has been tested and found to comply with the limits for a Class B digital device, pursuant to part 15 of the FCC Rules. These limits are designed to provide reasonable protection against harmful interference in a residential installation. This equipment generates, uses and can radiate radio frequency energy and, if not installed and used in accordance with the instructions, may cause harmful interference to radio communications. However, there is no guarantee that interference will not occur in a particular installation. If this equipment does cause harmful interference to radio or television reception, which can be determined by turning the equipment off and on, the user is encouraged to try to correct the interference by one or more of the following measures:

- Reorient or relocate the receiving antenna.
- Increase the separation between the equipment and receiver.
- Connect the equipment into an outlet on a circuit different from that to which the receiver is connected.
- Consult the dealer or an experienced radio/TV technician for help.

FCC ID: 2BCKH1015033

WARNING: Any Changes or modifications not expressly approved by the party responsible for compliance could void the user's authority to operate the equipment.

SPECIFICATIONS + LEGAL LINE

- BC THE BLUETOOTH® WORD MARK AND LOGOS ARE REGISTERED TRADEMARKS OWNED BY BLUETOOTH SIG, INC.

FAO® and FAO Schwarz® names and logos are trademarks or registered trademarks. Distributed by and © 2021 MerchSource, LLC. Irvine, CA 92618. All rights reserved.

- Bluetooth 5.0
 - Range: Approximately 30ft.
 - Battery: 45mAh per earbud, 500mAh case.
 - IPX4 Sweat resistant. (earbuds only)
 - Call/Playback time: Approximately 4 hours.
 - Type C USB charging cable: length 10.03 inch
- Item# 1015033
Made in China