


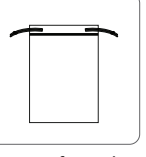
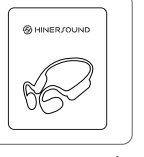
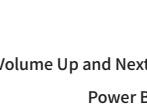


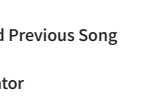




折痕

折痕

折痕

<div></div>	<div><div><div>What's in the box :</div><div><div></div><div>1 X K20 Headphones</div></div><div><div></div><div>1 X Charging Cable</div></div><div><div></div><div>1 X Soft Pouch</div></div><div><div></div><div>1 X User Manual</div></div></div><div><div>Description Of Parts</div><div><div><div></div><div>Volume Up and Next Song</div></div><div><div></div><div>Power Button</div></div><div><div></div><div>Volume Down and Previous Song</div></div><div><div></div><div>LED Indicator</div></div></div><div><div></div><div>Type-C Charging Port</div></div><div><div></div><div>Microphones</div></div></div></div>
--	--

How It Works

Power On/Off

Power On: Press and hold the power button for 2 seconds to turn on.
Power Off: Press and hold the power button for 2 seconds to turn off.
Auto Power Off: If not connected to a playback device after power on, the headphones will automatically power off after 3 minutes.

Bluetooth Pairing

1. When using for the first time, press and hold the power button until the LED Indicator flashes red and white alternately. The prompt voice will say "Bluetooth pairing"
2. Go to your device's Bluetooth settings and connect to " HINERSOUND K20", the indicator light will stay white and prompt voice will say " Bluetooth connected."
3. To disconnect the Bluetooth: Pause the Bluetooth device's play, simultaneously press and hold the "+" and "-" buttons for 3 seconds to disconnect the Bluetooth connection. The indicator light will flash red and white alternately and prompt voice will say " Bluetooth disconnected."

Volume Control / Music Control

Increase volume: Short press "+"
Next Song: Long press "+" for 2 seconds.
Decrease volume: Short press "-"
Previous Song: Long press "-" for 2 seconds.
Play/pause music: Short press power button. (Playing: No indicator light, Pausing: White indicator light)

Note: Volume Limit: An audible prompt "tone" will sound when the volume reaches its maximum level.

技术要求：

1. 工艺：风琴折纸；

2. 材质：128g双铜纸，单面过哑膜；

3. 印刷：四色印刷；

4. 尺寸：成型尺寸：432 * 145mm；单页尺寸：108 * 145mm；