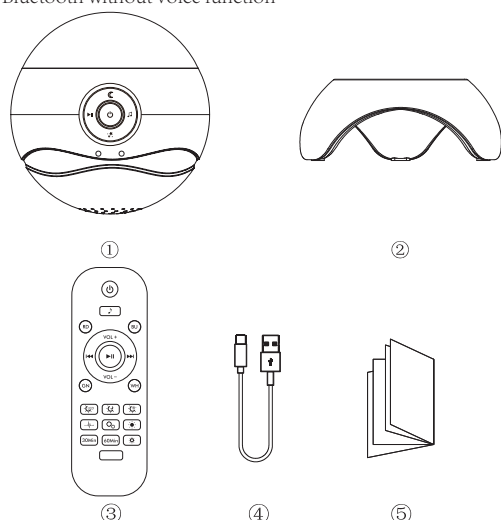


Model : 186

Accessories List

*Baisc model without remote control and voice function

*Bluetooth without voice function



Number	①	②	③	④	⑤
Name	Lamp Body	Lamp Base	Remote Control	Charging Cable	User Manual
Quantity	1	1	1	1	1

① Please carefully check your product's accessories and quantities.Before use,please read and understand the manual carefully to avoid any damage to the lamp due to misoperation

Button Defintions

Master Light Switch:

Press and hold(1.3S) to turn on all lights,Aurora light,laser light, moon light, motor, product shutdown with memory function, according to the last adjusted light configuration.

Short press to switch the Aurora light, and the light sequence is red, green and blue at same time - slow flashing - Flashing - red light - green light -blue light - turn off Aurora light. (But it wasn't closed laser light and meteor light.)

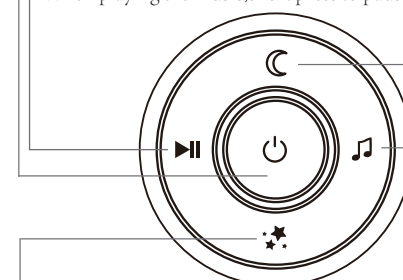
Moon and Time Switch:

Short press to Switch the moon light.

Long Press to turn on/off

Pause key:

When playing the music,short press to pause and play music.



Starry Sky Light(Laser) Switch and Night Switch:

Short press: Controls the Starry Sky light.After turning it on, it will continuously change brightness levels,starting from 30% brightness and increasing to 100%, then decreasing back to 30%.This cycle repeats.

Long press: Controls the Night Light(White Light).

When the night lights are turned on, other lights will be turned off.

Bluetooth Switch:

Short press to Switch to built-in music/Bluetooth.

Long Press to turn on/off

Basic Product Parameters

Product name:Nebular projection lamp

Product model:186

Bluetooth name:Colorful Life

Executive standard:GB7000.204-2008

GB7000.1-2015

Product light source:LED+laser Rated
voltage:5V

Rated current:1A

Rated power:5W(5*1W/LED)

Protection grade:IP32

Working temperature:-20℃+40℃

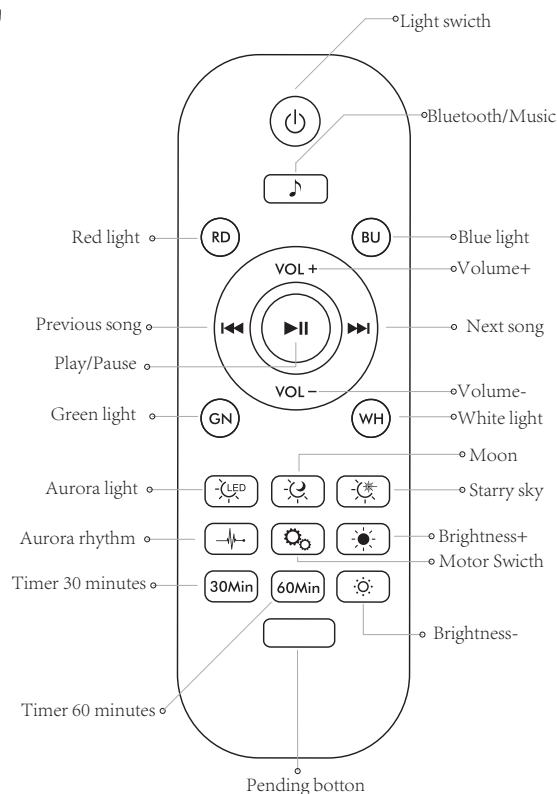
Product material:ABS+PC

Product specification:144x144x175mm

power interface:TYPE-C



Remote control pannel and functions



Safety matters

- 1.Please use qualified power adapter (output DC 5V 2A)
- 2.Do not allow children under 3 years old to use alone
- 3.Please use it on a stable table
- 4.Do not use in wet or high temperature environment
- 5.Do not look directly at the laser

Warning:The light source of this lamp is irreplaceabe: when the life of light source ends,the whole lamp shall be replaced.

This product is not a toy product.

Children under the age of three cannot use this product alone.

Bluetooth instructions

- 1.After Bluetooth is turned on, it can be searched.
- 2.After connecting Bluetooth, audio can be played.
- 3.Switching to local music will turn off Bluetooth.
- 4.There are 4 Light music and 6 environmental analog tones for local music



This device complies with part 15 of the FCC Rules. Operation is subject to the following two conditions: (1) This device may not cause harmful interference, and (2) this device must accept any interference received, including interference that may cause undesired operation.

Any Changes or modifications not expressly approved by the party responsible for compliance could void the user's authority to operate the equipment.

Note: This equipment has been tested and found to comply with the limits for a Class B digital device, pursuant to part 15 of the FCC Rules. These limits are designed to provide reasonable protection against harmful interference in a residential installation. This equipment generates uses and can radiate radio frequency energy and, if not installed and used in accordance with the instructions, may cause harmful interference to radio communications. However, there is no guarantee that interference will not occur in a particular installation. If this equipment does cause harmful interference to radio or television reception, which can be determined by turning the equipment off and on, the user is encouraged to try to correct the interference by one or more of the following measures:

- Reorient or relocate the receiving antenna.
- Increase the separation between the equipment and receiver.
- Connect the equipment into an outlet on a circuit different from that to which the receiver is connected.
- Consult the dealer or an experienced radio/TV technician for help.

RF warning for Portable device: The device has been evaluated to meet general RF exposure requirement. The device can be used in portable exposure condition without restriction.