

# **VEVOR<sup>®</sup>**

## **TOUGH TOOLS, HALF PRICE**

TechnicalSupport and E-Warranty Certificate [www.vevor.com/support](http://www.vevor.com/support)

## **EYE MASSAGE**

**Model:SD-007F**

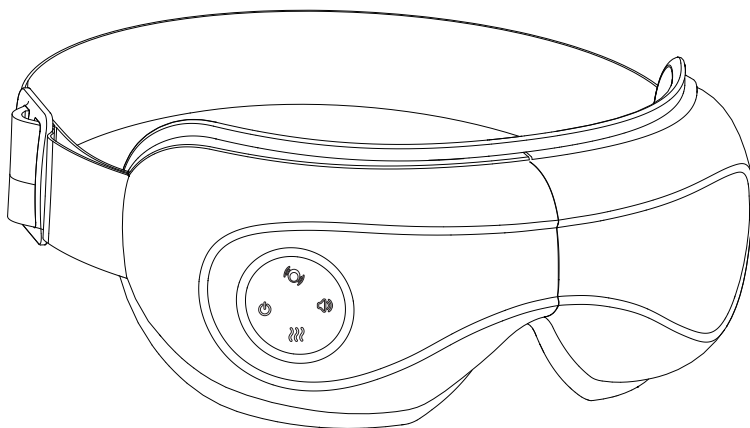
We continue to be committed to provide you tools with competitive price. "Save Half", "Half Price" or any other similar expressions used by us only represents an estimate of savings you might benefit from buying certain tools with us compared to the major top brands and does not necessarily mean to cover all categories of tools offered by us. You are kindly reminded to verify carefully when you are placing an order with us if you are actually saving half in comparison with the top major brands.

# VEVOR<sup>®</sup>

TOUGH TOOLS, HALF PRICE

## EYE MASSAGE

Model: SD-007F



### NEED HELP? CONTACT US!

Have product questions? Need technical support? Please feel free to contact us:

**Technical Support and E-Warranty Certificate**  
**[www.vevor.com/support](http://www.vevor.com/support)**

This is the original instruction, please read all manual instructions carefully before operating. VEVOR reserves a clear interpretation of our user manual. The appearance of the product shall be subject to the product you received. Please forgive us that we won't inform you again if there are any technology or software updates on our product.

# INSTRUCTIONS

## Attention:

Please read and comprehend all the contents of this manual and operate the product according to the instructions.

--DO NOT use this product if you have eye diseases like Glaucoma, Cataract, and Retinal detachment. If you have ever carried out surgery, it is prohibited to use this product.

--DO NOT clean the product with water, clean it with cotton soaked in alcohol.

--DO NOT disassemble the product.

--This product has a hot surface, people sensitive to heat should take extra care when using this.

--This product is not intended to be used by people who are physically weak, slow in response, or mentally disabled, unless it is used safely under the guidance or help of the person responsible for their safety. Unattended young children and disabled persons are prohibited from using this appliance, and children are prohibited from playing with this appliance.

--This product is intended for personal care use, it is not intended to replace medical care and medical devices.

--DO NOT disassemble the product. DO NOT impact or squeeze its interior lithium battery or expose it to fire. Do not use when severe swelling occurs.

--DO NOT use if the battery has been immersed in water.

--Lithium battery set inside the product. DO NOT place in high temperature environment.

--Consult your doctor if you have sensitive skin, allergic dermatitis, or orthopedic bio materials on face.

--Remove contact lenses, hairpin and hair accessories before using.

--Start the eye massager after putting it on, in order to avoid damage to the air bag due to over pressure.

--DO NOT use in high temperatures or humid environments.

Avoid direct exposure to the sun and gas corrosion.

--This product will block the view, DO NOT use when walking or driving.

--Only use the charger (5V/1A) to recharge the eye massager.

--You must have your eyes closed while massaging.

--After massaging, the eyes are relatively blurred, and slowly become clear after closing the eyes for 1 minute. Run time: around 1.5 hours

--DO NOT use sharp objects to scratch this product.

## FCC Information

**CAUTION:** Changes or modifications not expressly approved by the party responsible for compliance could void the user's authority to operate the equipment!

This device complies with Part 15 of the FCC Rules. Operation is subject to the following two conditions:

- 1) This product may cause harmful interference.
- 2) This product must accept any interference received, including interference that may cause undesired operation.

**WARNING:** Changes or modifications to this product not expressly approved by the party responsible for compliance could void the user's authority to operate the product.

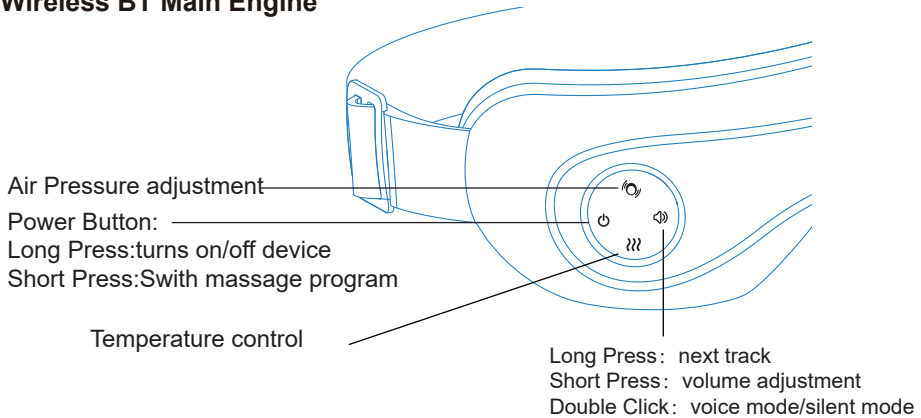
**Note:** This product has been tested and found to comply with the limits for a Class B digital device pursuant to Part 15 of the FCC Rules. These limits are designed to provide reasonable protection against harmful interference in a residential installation.

This product generates, uses and can radiate radio frequency energy, and if not installed and used in accordance with the instructions, may cause harmful interference to radio communications. However, there is no guarantee that interference will not occur in a particular installation. If this product does cause harmful interference to radio or television reception, which can be determined by turning the product off and on, the user is encouraged to try to correct the interference by one or more of the following measures.

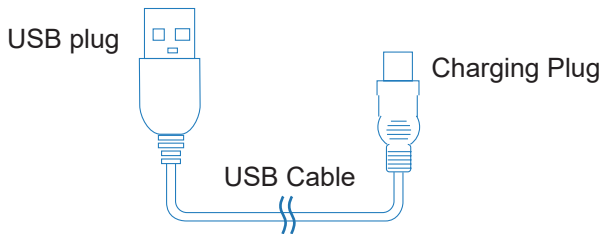
- Reorient or relocate the receiving antenna.
- Increase the distance between the product and receiver.
- Connect the product to an outlet on a circuit different from that to which the receiver is connected.
- Consult the dealer or an experienced radio/TV technician for assistance.

## Product Structure

### Wireless BT Main Engine

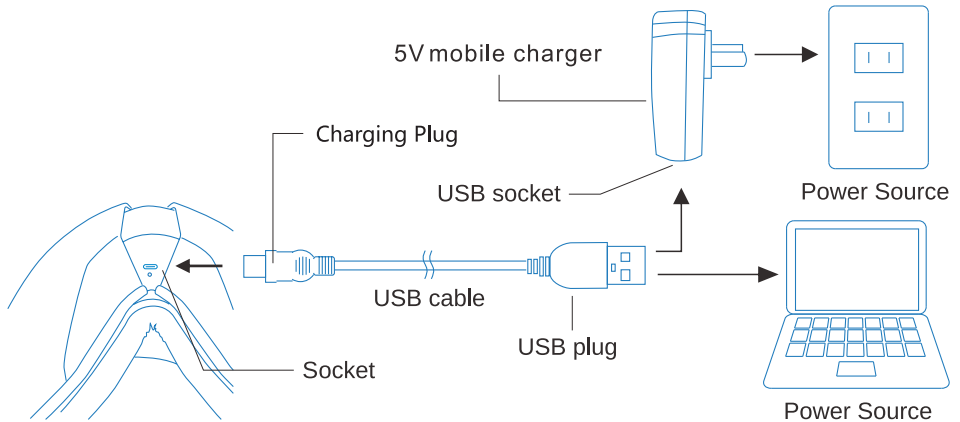


### Accessories



## Preparation before use --- Charging

- Before using, use 5V mobile charger for charging eye massager.
- Insert USB plug into the socket of the mobile charger.
- Charging Plug into the socket of the device, make sure the Charging Plug is inserted in the right direction.
- While charging, the POWER LED indicator will slowly flicker. The POWER LED indicator will change to (keeps) light on after charging is doneance is charging,
- The device will not work while charging is in progress.
- The charge duration will be 2-3 hours. Run time: around 1.5 hours Disconnect the power adapter after charging is complete.



## Using Instructions

### Wearing the Device

Align the cloth cover to your eyes, put on the device, adjust the elastic band, adjust the device to the most comfortable position. Hold the power button for 3-5 seconds to turn on the eye massager.







### Attention:

Remove any glasses, contact lenses, hairpins and hair accessories before use to avoid discomfort. Do not operate the device with wet hands. Do not drop or step on the product.

### Key Control:

- Press and hold for 3 seconds to start up/swith-off.
- Short Touch POWER button to change massager program (suit for touch function device)

## Key Control

-  Long press 3 seconds to turns on/off Eye Massager.  
Short press switch massage mode.
-  Short press: Switch the hot compress gear, and cycle  
Successively: Low Heat/High Heat/NoTemperature/Low Heat
-  Short press: Switch the pressure intensity, and cycle  
Successively: Soft Pressure/Strong Pressure/No Pressure/Soft Pressure
-  Short press: Volume adjustment (Level 3 default-4-5-Turn off volume-1-2-3)  
Press the button twice in a row to switch to silent mode, and  
press the button twice in a row to activate voice mode.  
Long press this button to switch to the next music track.  
Theoperation is also the same after connecting Bluetooth music.

## Wireless BT Music:

BT pairing name: Eye Massager

--Wireless BT is ON by default.

--Massager will play built in music after start up.

--It will switch to Wireless BT device to play the BT music after mobile phone connection to the BT.

--It will automatically restore the built in music play after Wireless BT disconnection.

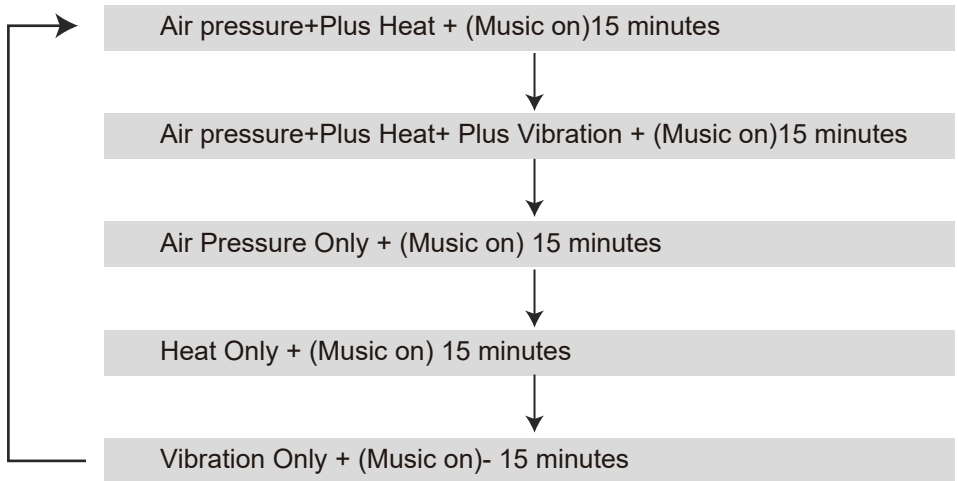
Note: Over time, repeated exposure to loud noise and music can cause hearing loss.

## Massager Programs

Default Setting:

Air Pressure Plus Heat(15minutes)

Press POWER button to cyclely changing massager mode:Every time short press/touch POWER button, Audio voice will confm mode change. (music will stop during this operation, it will auto restore music after 2 senconds)



## Products Features



Hot Compress



Automatic Timing



Air Pressure



Intelligent Voice  
Reminder(for  
customized  
functioncurrent version  
not brings it)



BT



180° foldable



## Transport and Storage

**Temperature requirement:** -40 ~50°C (-40°F~ 122°F)

**Relative humidity:** ≥80%, No corrosive gas, good ventilation.

This product is equipped with simple anti-vibration facilities, suitable for air, rail-way, highway and ship transportation. Rain, snow, upside-down and collision should be avoided.

When the storage period is more than three months, you should open the box for inspection, and do the power-on processing for half an hour.

## FAQ and Troubleshooting

| Problem   | Possible causes  | Actions                |
|---|--|------------------------|
| There is a sound mechanical or air sound coming from device   | Normal sound of air pump inflating, motor working, or air pressure | No need to do anything |
| Device turns off automatically.<br>Device does not turn on.<br>Buttons are not responsive.<br>Air pressure is weak. | Battery is low   | Charge the device      |

--If there are other problems, please cut off the power supply for the abnormality after being treated as above and then contact with the distributor or our company.

--Do not disassemble the product for maintenance by yourself. Our company shall not be liable for product damages or personal injuries therefore.

## Cleaning and Manintenance

### Attention:

Turn off the power when cleaning, do not use corrosive detergentssuch as benzene or diluents to clean the product. If long time no usethe device, please use your own anti-dust cloth to protect the device.

## Guarantee

This product comes with one-year warranty from the date of purchase.Warranty will be voided due to any of the following:

- Damaged due to the improper usage or storage.
- Damaged by attempting to repair or disassemble the device.
- Period of warranty exceeded.

## Products Features

- Compact & Portable Facial Massage Therapy System
- Selectable Preset Eye Massage Modes
- Assists in the Relief of Eye Strain, Dry Eyes, Puffness, Sinus Pressure Headaches, Stress Relief and Helps to Sleep
- 5 Massage Modes: Soft, Strong, and Sleep Mode
- Acupressure: Simulated Pressure Pulsing
- Heating Mode: Hot Compress for Improved Blood Circulation,Helps Alleviate Dark Circles
- Pneumatic Mode: Double Airbag, Simulates Pressure of Soft Hand Massages
- Music: Wireless Eye Massager with Soothing Sounds
- With Wireless BT Speaker to Play your Own Soothing Sounds
- Sleek, Next-Gen Fashionable Goggle Visor Style
- Simple One-Button Activation
- Built-in Rechargeable Battery
- Ultra-Quiet Operation
- With UsB Cable

- Adjustable Headband Wrap Design
- Universal Size for All Ages: Adjustable Elastic Band
- Perfect for Use AfterTV & Computer Screen Viewing, Before Bedtime

## Wireless BT Connectivity

- Built-in BT for Wireless Streaming
- Works with Smartphone Only
- Wireless BT Network Name: 'Eye Massager'
- Wireless BT Wireless Range: 98'+ Ft.
- Wireless BT Version: 5.0

## What's in the Box

- Digital Eye Massager
- USB Charging Cable

## Technical Specs

- Construction Material: Engineered ABS, Soft Fabric
- Recommended Massage Session Duration: 10, 15, 20 Minutes
- Eye Massage Pressure Strength: 65 kPa
- Rechargeable Battery: 3.7V Lithium, 1500 mAh
- Power Supply: 5V DC, 1A (USB Powered)USB Charging Cable Length: 3.28 ft.
- Product Dimensions (L xW x H): 1.57"x8.19"x3.90"-inches

### CORRECT DISPOSAL



This product is subject to the provision of european Directive 2012/19/EU. The symbol showing a wheelie bin crossed through indicates that the product requires separate refuse collection in the European Union. This applies to the product and all accessories marked with this symbol. Products marked as such may not be discarded with normal domestic waste, but must be taken to a collection point for recycling electrical and electronic devices.

**Manufacturer:** Shanghaimuxinmuyeyouxiangongsi

**Address:** Shuangchenglu 803nong11hao1602A-1609shi, baoshanqu, shanghai 200000 CN.

**Imported to AUS:** SIHAO PTY LTD. 1 ROKEVA STREETEASTWOOD NSW 2122 Australia

**Imported to USA:** Sanven Technology Ltd. Suite 250, 9166 Anaheim Place, Rancho Cucamonga, CA 91730



E-CrossStu GmbH  
Mainzer Landstr.69, 60329 Frankfurt am Main.



YH CONSULTING LIMITED.  
C/O YH Consulting Limited Office 147, Centurion House,  
London Road, Staines-upon-Thames, Surrey, TW18 4AX

# VEVOR<sup>®</sup>

TOUGH TOOLS, HALF PRICE

Technical Support and E-Warranty Certificate  
[www.vevor.com/support](http://www.vevor.com/support)

This device complies with Part 15 of the FCC Rules. Operation is subject to the following two conditions: (1) this device may not cause harmful interference, and (2) this device must accept any interference received, including interference that may cause undesired operation

NOTE: This equipment has been tested and found to comply with the limits for a Class B digital device, pursuant to Part 15 of the FCC Rules. These limits are designed to provide reasonable protection against harmful interference in a residential installation. This equipment generates, uses and can radiate radio frequency energy and, if not installed and used in accordance with the instructions, may cause harmful interference to radio communications. However, there is no guarantee that interference will not occur in a particular installation.

If this equipment does cause harmful interference to radio or television reception, which can be determined by turning the equipment off and on, the user is encouraged to try to correct the interference by one or more of the following measures:

- Reorient or relocate the receiving antenna.
- Increase the separation between the equipment and receiver.
- Connect the equipment into an outlet on a circuit different from that to which the receiver is connected.
- Consult the dealer or an experienced radio/TV technician for help.

Warning: changes or modifications not expressly approved by the party responsible for compliance could void the user's authority to operate the equipment

The devices has been evaluated to meet general RF exposure requirement , the device can be used in portable exposure condition without restriction