

Usermanul

WIRELESS KEYBOARO CASE

33CTA

FCC ID : 2BCB5-33CTA

1. Product overview

This specification defines the electronic and functional specifications of SX-2411408A V1.0 Bluetooth keyboard products, which output specific signals to the tablet, laptop, and computer when a specific key is pressed.

2. Keyboard indicator lights

2.1. CAP indicator light: blue

For the keyboard input letter case light, when successfully connected to the tablet computer, press the Caps lock key on the keyboard, the CAPS indicator light is blue, the input letter is uppercase, press the Caps lock key again, the CAPS indicator light is off, the input letter is lowercase.

2.2. Bluetooth (BT) indicator: blue

When the Bluetooth keyboard is connected to the tablet, the pairing indicator light is blue. It will keep flashing until the Bluetooth keyboard is successfully connected to the tablet, and the Bluetooth indicator light will automatically turn off.

2.3. Low power (Low) indicator: red

When the voltage is as low as 3.4V, the Low indicator light flashes to indicate that the power is too low and needs to be charged. If the voltage is lower than 3.0V, the device will automatically shut down.

2.4. Charging (DC) indicator light: red

The charging status is shown in red. It will automatically turn off when fully charged.

3. cell

Lithium-ion batteries that use electricity for a long time should be used for several weeks; when not in use for a long time, we recommend turning off the power switch to prevent some power loss and prolong the life of the battery.

4. Bluetooth specifications

4.1 Electrical parameters (1)

project		parameter	remarks
slug	model	Yi Zhaowei YC1206 + original phase PCT1335	

Specifications	specifications	Bluetooth 3.0	
Basic specifications	product model	33CTA	
	product description	WIRELESS KEYBOARD CASE	
	compatibility	Compatible with MAC/iPad/iPhone/Android/Wins It can work on IOS/OSX/Android/Wins systems	
	Pairing name	WIRELESS KEYBOARD CASE	
	Support key number	<input type="checkbox"/> 78 <input type="checkbox"/> 104 <input checked="" type="checkbox"/> 64	
	USB	<input type="checkbox"/> Micro <input checked="" type="checkbox"/> Type-C <input type="checkbox"/> None	
	Bluetooth channel count	<input checked="" type="checkbox"/> Single channel <input type="checkbox"/> Dual channel <input type="checkbox"/> Multi-channel	
	Channel switching	<input type="checkbox"/> Switch <input type="checkbox"/> Combination key <input type="checkbox"/> Short press the specified key <input checked="" type="checkbox"/> No	
	Pairing method	<input type="checkbox"/> One-click pairing <input checked="" type="checkbox"/> combination key <input type="checkbox"/> Long press the specified key	Fn+C
	power supply mode	<input type="checkbox"/> Dry battery <input checked="" type="checkbox"/> Lithium battery	
	working voltage	<input type="checkbox"/> 2.0-3.0V <input checked="" type="checkbox"/> 3.0-4.2V	
	Whether it's backlit	<input checked="" type="checkbox"/> Yes <input type="checkbox"/> No	
	Backlight type	<input type="checkbox"/> Polychrome <input checked="" type="checkbox"/> RGB <input type="checkbox"/> No	
	Whether to touch	<input checked="" type="checkbox"/> Yes <input type="checkbox"/> No	PTP
	Whether PIN code is required	<input type="checkbox"/> Yes <input checked="" type="checkbox"/> No	

4.2 Electrical parameters (2)

electrical	power	class	PCBA
------------	-------	-------	------

information	dissipation	working current	About 3.0 mA	When pressing the button (backlight off)
			Approximately 9.0 mA	Touch (off backlight)
		Wait for the electromotive current	<0.5mA	No operation for 10 seconds (turn off backlight)
		Sleep current	<12uA	Sleep after 10 minutes of no operation
		Backside photocurrent	120mA	The white backlight has the highest brightness and is standby when connected
	sleep mode		Enter standby mode after 10 seconds of no operation; the keyboard will sleep and disconnect the Bluetooth connection after 10 minutes of no operation	
	Sleep wake		key	
	Low power alarm		3.4V alarm, 3.0V shutdown	
	radio frequency specifications	service frequency	2.402GHz-2.480GHz	
		Number of channels	40	
		Channel bandwidth	1Mb/s	
		channel spacing	2MHZ	
		transmission mode	full duplex	
		modulation mode	GFSK	
		operating distance	actual measurement	
		Code distance	<3M	
		data rate	1Mbps	
		frequency deviation	+_-20KHZ (base 2.402GHZ)	

	power	-20~-30dbm	
environment information	working temperature	5℃-50℃	
	Working humidity	10%-90%	
	Storage temperature	-20℃-70℃	
	Storage humidity	5%-95%	
other	drive	No driver required	

5. Electrical function test

5.1. Test the Bluetooth keyboard pairing connection

Step 1. Make sure the power switch on the keyboard is slid to the on position. The power indicator light will light up for 2 seconds and then turn off.

Step 2. Press the pairing key: FN+C, the BT indicator will flash (1s/ time, 0.5s on and 0.5s off),

Step 3. Turn on Bluetooth on the tablet and search for the keyboard name, either automatically or manually

(Bleach name: Wireless Keyboard, click to connect.

Step 4, the connection is successful and the Bluetooth indicator light automatically turns off.

5.2. Test keyboard function


1. First, select the device system connected to the keyboard (manual system switch)


Connect the "fast connector" in the production scenario and test it under the windows system



2. Switch to the corresponding language and text

3. Tap each key on the keyboard with your hand, and the tablet will receive a corresponding signal



6. Text versions



(1)  Switch the backlight to 3 levels of brightness and turn off the backlight for the fourth time

(2)  +  Turn on/off the breathing mode and start with blue light

(3)  Switch the backlight color, seven colors cycle

(4)  +  Press once to enter the code state, and the blue light flashes quickly

(5)  +  Touch pad off/on

(6)  +  Switch to Android system

(7)  +  Switch to Windows system

(8)  +  Switch to IOS

FCC Statement

This device complies with part 15 of the FCC Rules. Operation is subject to the following two conditions: (1) This device may not cause harmful interference, and (2) this device must accept any interference received, including interference that may cause undesired operation.

This equipment has been tested and found to comply with the limits for a Class B digital device, pursuant to part 15 of the FCC Rules. These limits are designed to provide reasonable protection against harmful interference in a residential installation. This equipment generates, uses and can radiate radio frequency energy and, if not installed and used in accordance with the instructions, may cause harmful interference to radio communications. However, there is no guarantee that interference will not occur in a particular installation. If this equipment does cause harmful interference to radio or television reception, which can be determined by turning the equipment off and on, the user is encouraged to try to correct the interference by one or more of the following measures:

- Reorient or relocate the receiving antenna.
- Increase the separation between the equipment and receiver.
- Connect the equipment into an outlet on a circuit different from that to which the receiver is connected.
- Consult the dealer or an experienced radio/TV technician for help.

Caution: Any changes or modifications to this device not explicitly approved by manufacturer could void your authority to operate this equipment.

RF Exposure Information

The device has been evaluated to meet general RF exposure requirement. The device can be used in portable exposure condition without restriction.