

COPYKEY Smart Card Replicator

User Manual





Functional Overview:

- Double decryption area
- Cloud Super Decryption
- Dual frequency detection
- Analog multi-frequency card
- Dual mode frequency detection
-
- Cloud private card data
- OneKey analysis and modification
- Prevent rolling codes
- Break the CPU limit
- Support non-standard cards
- Copy all smart cards

A unified description of multiple models, please check the product model table for specific configurations

Product Operation

● On/Off

After inserting the battery, press the  button to turn on/off, and then enter the disclaimer interface after turning on. Please strictly abide by the provisions of the disclaimer, and then press the  button to enter the menu. Follow the prompts to perform the corresponding function operations.

● Charge The Device

(Only applicable to devices that support lithium batteries)
Use a 5V charger to connect the device through a Type-C USB data cable. The red indicator light indicates that it is charging, and the red indicator light turns off when fully charged.

Scan the QR code on the right for more help information



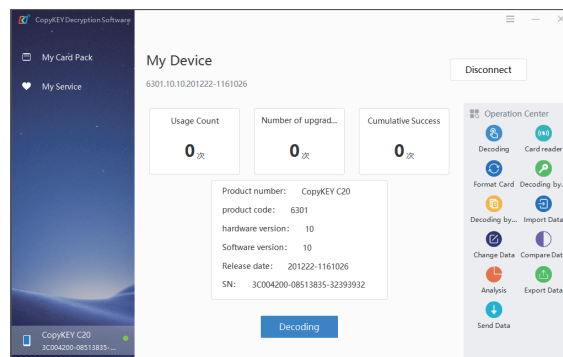
Using help



WeChat public account

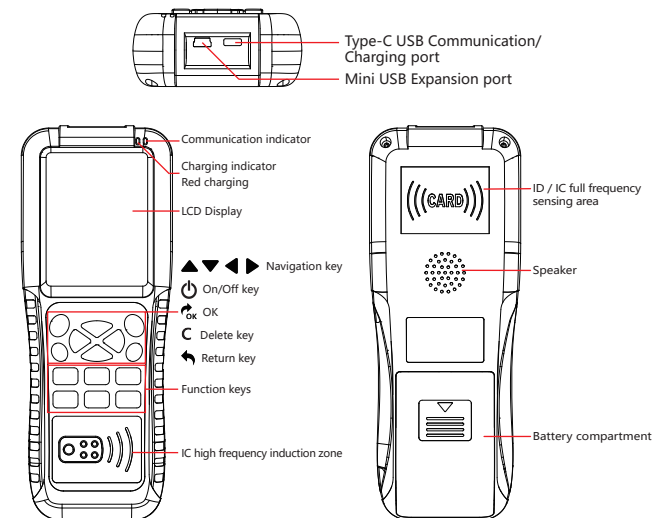
Get The Software

Use the Type-C USB data cable to connect to the computer, and stay on the disclaimer interface after booting, the computer will automatically load the U disk of the device, you can get the "CopyKEY Decryption Software".



Parameter	PC Version	WIFI Version
Input Voltage	5V	
Input Current	≥500mA	≥1.5A
Battery Powered	4 AAA alkaline dry batteries	3.7V lithium battery
Charging Time	not support	≤7 hours
Working Current	-	
Standby Current	70 ~ 250mA	70 ~ 1000mA
Dimensions	≤10uA	
	182mm*70mm*31mm	

Product Structure



FCC Statement

This device complies with part 15 of the FCC Rules. Operation is subject to the following two conditions:

- (1) This device may not cause harmful interference, and
 - (2) this device must accept any interference received, including interference that may cause undesired operation.
- This equipment has been tested and found to comply with the limits for a Class B digital device, pursuant to part 15 of the FCC Rules. These limits are designed to provide reasonable protection against harmful interference in a residential installation.

This equipment generates, uses and can radiate radio frequency energy and, if not installed and used in accordance with the instructions, may cause harmful interference to radio communications. However, there is no guarantee that interference will not occur in a particular installation. If this equipment does cause harmful interference to radio or television reception, which can be determined by turning the equipment off and on, the user is encouraged to try to correct the interference by one or more of the following measures: Reorient or relocate the receiving antenna.

.Increase the separation between the equipment and receiver.
.Connect the equipment into an outlet on a circuit different from that to which the receiver is connected.

.Consult the dealer or an experienced radio/TV technician for help.
Any Changes or modifications not expressly approved by the party responsible for compliance could void the user's authority to operate the equipment.

RF Exposure Information

The device was evaluated to meet general RF exposure requirements.

The device has been evaluated to meet general RF exposure requirement. The device can be used in portable exposure condition without restriction.