

Attachment 2:

Internal Photo of EUT




Photo 1: Internal View for PCB




Photo 2: Internal View for PCB




Photo 3: Internal View for PCB




Photo 4: Internal View for PCB




Photo 5: Internal View for BLE Antenna