


Galaledxy

Visual Blackhead Remover

Model No.: GT2109



Instruction Manual

Please read the instruction carefully and keep it properly before using the product.

WiFi

Software download instructions

Android or iOS phones/device scan the following QR code, download the look face app(need to download and install in advance) and install it. When the Blackhead Remover is on, you can find or search the network prefixed with the look face through WLAN.

Note: If the connection fails or the black screen is displayed, please exit the app in the background and try to reconnect after reopening. Using the face look app does not require any personal information to register, there will be no privacy leakage, and you can use it with confidence.

QR code download

Android

iOS

look face App

look face

Catalogue

Product introduction · Working principle ----- P1

Rubber suction head usage ----- P2

Function introduction ----- P3

Q&A ----- P4

Product features ----- P5

How to use ----- P6

Accessories list · Specification ----- P7

Matters needing attention ----- P8

English01

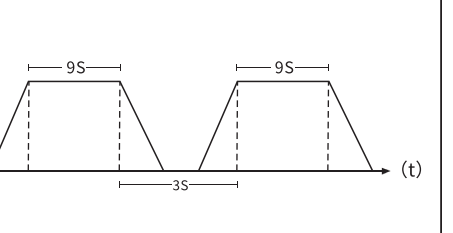
Product introduction

The product is equipped with 30 times magnification HD camera and built-in LED light supplement lamp. When cleaning grease, black head and acne on the face, whether it is day or night, it can clearly and in real-time view the working effect. Compared with the black head instrument without camera, the cleaning effect of this product is faster, more efficient and thorough.

Working principle


1.The product has built-in air pump, which adopts vacuum negative pressure technology to make pressure difference between pore and skin surface, so as to suck out grease and black head in pores.
2.In order to avoid capillary damage caused by long-term suction at the contact part, the air pump is controlled precisely by intelligent chip, and adopts the periodic mode of waveform. Each cycle is 12 seconds.

The working waveform curve is as follows:



English02

Rubber suction head usage



Small-hole rubber suction head

Middle-hole rubber suction head

Large-hole rubber suction head

Small-hole rubber suction head

Small-hole rubber suction head is suitable for use on the base of the nose (roots of Ala) where it is difficult to clean.

Middle-hole rubber suction head

Middle-hole rubber suction head is suitable for use on roots of ear, nose, eyebrow heart, upper and lower parts of the lips, etc.

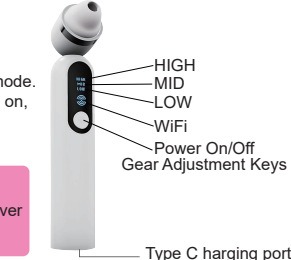
Large-hole rubber suction head

Large-hole silicone head is suitable for use on wide, flat areas such as the face, forehead, and chin, etc.

Function introduction

1) Long press to turn on the camera and enter standby mode. WiFi indicator light is always on, camera light is always on.

Note: After 15 minutes of booting, the blackhead remover will automatically turn off.

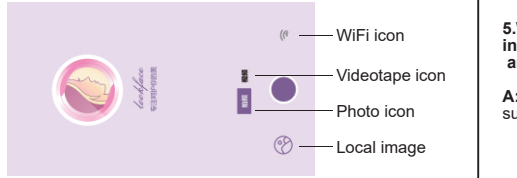


English03

How to connect the WiFi

1.In the blackhead device startup status, the mobile phone side opens WLAN settings, selects the network with 'look face' as the prefix, and then opens the app with the name of 'look face' of the mobile phone terminal after the connection is successful to enter the visual operation interface;
2.After entering the mobile phone terminal operation interface, the camera screen can be pictures and recording can be used in the work;
3.Click local pictures on the interface to browse the photos and video taken;
4.In the open and undisturbed environment, the effective distance between mobile phone and blackhead instrument is about 10m. Due to the interference of various wireless devices in the use environment, there may be some deviation in actual use. If the picture is stuck, it is normal interference phenomenon, which will not affect the normal use of the blackhead instrument.

How to connect the WiFi



English04

Problems and Solutions

1.Android part of the mobile phone connected to the device can not see video solutions.

A: Method 1. Turn off mobile network.
Method 2. Turn off the switch of intelligent network:
(1)Open the 'settings' icon of the phone, and click the wireless and network option in the settings options table.
(2)Pop up the 'wireless and network' page and click mobile network options.
(3)Click Advanced options at the bottom of the mobile network page to continue with the next step.
(4)Click the 'WLAN/mobile data connection switch prompt' option to continue to the next step.
(5)Check the 'Do not use mobile data connection' option in the pop-up text box, save the selection after exiting, so that the smart network switch of mobile phone is turned off.

2.What about the screen stuck?

A: Disconnect WiFi, turn off app in the background of mobile phone, restart blackhead remover device, and then turn on app again and reconnect WiFi.

3.What about the black head not clean?

A: First use hot towel to apply the face, then open the pores, then use the black head instrument, you can absorb very clean.

4.What if the image becomes invisible?

A: Remove the rubber suction head and clean the oil stains on the camera surface with cotton cloth or paper towel.

5.When sucking the black head, I want to let the blackhead instrument pause to inhale. How to operate when I see clearly and then suck?

A: Adjust the working gear to the suspended gear to pause the suction; Adjust to the working gear to continue working.

English05

Product features

* Design of any replacement of suction head:

The suction head can be replaced arbitrarily according to different demands and different cleaning parts.

* Suction level adjustable:

The blackhead meter has three suction (one, two and three) in low, medium and high.

* Easy to clean:

The three types of silica gel suction heads can be removed for cleaning. Sponge ring can effectively prevent dirt from entering the machine, and the sponge ring can be cleaned after it is removed.

* Physical care:

Safe and convenient operation, no edge effect and side effects, can be put into work and normal life activities at any time after nursing. It is normal to occasionally appear skin reddening in use, and it will automatically recover after stopping use.

* High capacity rechargeable:

The 1200mAh rechargeable battery is built in, and the USB charging portable design can be used by charging treasure or connecting various charging equipment with output of 5V, so as to realize the use of it in home, office, outdoor and other places.

* Night vision led light supplement lamp:

LED light supplement lamp is built in the suction head, which can be used normally in dark environment.

* Low voltage prompt of battery:

When the current voltage is less than the minimum working voltage, the suction of the blackhead instrument becomes smaller or the prompt of automatic shutdown appears. At this time, it is necessary to charge the device in time.

English06

How to use

Use steps

1.If the skin is not hot applied to open pores before use, it may absorb red skin;
2.Apply hot towel for the parts to be cleaned for least 3 minutes, and open the pores (it is advisable to open the pores (the temperature is 95-104 °F/ 35-40 °C);
3.After hot application, drop the outlet liquid onto the makeup cotton and apply it on the parts to be cleaned for at least 3 minutes before using the black head instrument;
4.Dmear (shrink pore essence) and massage gently until absorption is finished.
5.Can apply a piece of replenishment mask to do daily care.
Suggestion: better operation effect after bath!

Black head, dirt cleaning function


1.According to the skin bearing capacity, choose to replace the suitable suction head;
2.Align the suction head with the clean part for nursing, and adjust the gear size according to the needs;
Tips: when absorbing black head, move slowly in the black head. If the black head is stubborn, it can move repeatedly in the same direction several times, but please do not move back and forth. When sucking acne and acne, please pull off the stable part immediately after suction, and repeat it many times.

Lifting massage, refining wrinkles.

1.Replace the small round hole suction head;
2.Hold the black head instrument in hand, and care the parts to be cleaned, and adjust the suction gear according to the needs.
3.When the suction head absorbs the skin, pull it off quickly, then suck it and pull it off again. This way, it can repeatedly operate, stimulate the micro circulation operation, promote blood circulation, increase skin elasticity and prevent wrinkles.
(Note: please do not suck the same part for a long time, which may cause red and purple skin. If such a situation occurs, please stop)

English07

Product configuration/Accessories list



1 Blackhead Remover device

Large-hole rubber suction head*1

Middle-hole rubber suction head*1

Small-hole rubber suction head*1

Filter cotton*5

USB charging cable*1

User instruction*1

Specification

Product Name: Visual blackhead remover
Model No.: GT2109
Input: DC 5V/1A
Rated Power: 5W
Charging Time: about 2.5 hours
Working Time: 2-2.5 hours
Battery Capacity: 1200mAh

Vacuum Suction: about 65KP
Material: ABS+Silicon
Camera Pixel: 1080P
Operating System: iOS/Android
Device Size: 172X35X32mm
Device Weight: about 120g/ 4.23oz

English08

Matters needing attention

1.Please wipe the hand clean before use to avoid the liquid penetrating into the machine body during use, and damage the equipment;
2.Before use, make sure that the filter cotton has been put into the filter cup and keep the sponge dry;
3.Don't wash the machine directly with water;
4.It is not recommended to use the product to avoid accidents in the following situations:
(1)Being treated with consciousness and abnormal physical sensation
(2)Patients with malignant tumor
(3)Pregnant women, mothers, children
(4)Patients with infection
(5)Those with skin intuition disorder or abnormal skin
(6)Acute disease patients
5.In case of damaged shell or mechanical/ electronic failure of equipment, please suspend the use of this product;
6.Please place the product in a dry and cool place, and not expose it to the sun for a long time.

This device complies with part 15 of the FCC Rules. Operation is subject to the following two conditions: (1) this device may not cause harmful interference, and (2) this device must accept any interference received, including interference that may cause undesired operation. Any changes or modifications not expressly approved by the party responsible for compliance could void the user's authority to operate the equipment.
NOTE: This equipment has been tested and found to comply with the limits for a Class B digital device, pursuant to Part 15 of the FCC Rules. These limits are designed to provide reasonable protection against harmful interference in a residential installation. This equipment generates, uses and can radiate radio frequency energy and, if not installed and used in accordance with the instructions, may cause harmful interference to radio communications. However, there is no guarantee that interference will not occur in a particular installation. If this equipment does cause harmful interference to radio or television reception, which can be determined by turning the equipment off and on, the user

English09

FCC ID: XXXX-XXXXX

is encouraged to try to correct the interference by one or more of the following measures:
-- Reorient or relocate the receiving antenna.
-- Increase the separation between the equipment and receiver.
-- Connect the equipment into an outlet on a circuit different from that to which the receiver is connected.
-- Consult the dealer or an experienced radio/TV technician for help.
The device has been evaluated to meet general RF exposure requirement. The device can be used in portable exposure condition without restriction

FCC ID: XXXX-XXXXX

Made in China

备注：
FCC ID号码需要待认证完成后，FCC官方给出具体的号码。