

# Allgon AB

## SAR COMPLIANCE REPORT

**Report Type:**

FCC SAR assessment report

**Model:**

D5-45

**REPORT NUMBER:**

2504B0388SHA-004

**ISSUE DATE:**

July 11, 2025

**DOCUMENT CONTROL NUMBER:**

TTRFFCCSAR-01\_V1 © 2018 Intertek



**Applicant:** Allgon AB  
August Barks gata 30A, SE-421 32 Västra Frölunda, Sweden

**Manufacturer:** Allgon AB  
August Barks gata 30A, SE-421 32 Västra Frölunda, Sweden

**FCC ID:** 2BC3H2316C

**SUMMARY:**

The equipment complies with the requirements according to the following standard(s) or Specification:

KDB447498 D01 General RF Exposure Guidance v06  
FCC Part2.1093 FCC Part1.1307(b)

**PREPARED BY:**

Project Engineer  
Erick Liu

**REVIEWED BY:**

Reviewer  
Wakeyou Wang

This report is for the exclusive use of Intertek's Client and is provided pursuant to the agreement between Intertek and its Client. Intertek's responsibility and liability are limited to the terms and conditions of the agreement. Intertek assumes no liability to any party, other than to the Client in accordance with the agreement, for any loss, expense or damage occasioned by the use of this report. Only the Client is authorized to permit copying or distribution of this report and then only in its entirety. Any use of the Intertek name or one of its marks for the sale or advertisement of the tested material, product or service must first be approved in writing by Intertek. The observations and test results in this report are relevant only to the sample tested. This report by itself does not imply that the material, product, or service is or has ever been under an Intertek certification program.

## Revision History

Report No.	Version	Description	Issued Date
2504B0388SHA-004	Rev. 01	Initial issue of report	July 11, 2025

## 1 GENERAL INFORMATION

### 1.1 Description of Equipment Under Test (EUT)

Product name:	Transceiver
Type/Model:	D5-45
Host model:	T35-01, T36-01
Description of EUT:	EUT is a wireless transceiver module, all models are the same except for the model name. The EUT was tested together with the host device.
Rating:	5-45V DC, 1A, 3.7V 2000mAh Li-ion battery
Category of EUT:	Class B
EUT type:	<input checked="" type="checkbox"/> Table top <input type="checkbox"/> Floor standing
Software Version:	/
Hardware Version:	/
Sample ID:	A250402-34-001, A250402-34-002, A250402-34-003, A250402-34-004, A250414-08-002, A250414-08-003
Sample received date:	April 2, 2025, April 14, 2025
Date of test:	April 2, 2025 – July 07, 2025

## 1.2 Technical Specification

Frequency Range:	2405-2480MHz
Type of Modulation:	O-QPSK
Channel Number:	16
Channel Separation:	5MHz
Antenna Information:	Internal chip antenna, 4.0dBi

Note: This information is supplied by the applicant. Any change in this value would result in different test data / conclusion.

Frequency Range:	2400MHz ~ 2483.5MHz
Protocol:	IEEE 802.15.1
Type of Modulation:	GFSK
Channel Number:	40
Data Rate:	1 Mbps
Channel Separation:	2 MHz
Antenna Information:	Internal chip antenna, 3.96dBi

Note: This information is supplied by the applicant. Any change in this value would result in different test data / conclusion.

Operation Frequency Band:	13.556 ~ 13.567MHz
Normal Working Frequency:	13.56MHz
Channel Number:	1
Type of Modulation:	ASK
Antenna Designation:	Fixed Internal Loop Antenna

Note: This information is supplied by the applicant. Any change on this value would result in different test data / conclusion.

## TEST REPORT

### 1.3 Description of Test Facility

Name:	Intertek Testing Services (Shanghai FTZ) Co., Ltd.
Address:	Building 86, No. 1198 Qinzhou Road(North), Shanghai 200233, P.R. China
Telephone:	86 21 61278200
Telefax:	86 21 54262353

The test facility is recognized, certified, or accredited by these organizations:	CNAS Accreditation Lab Registration No. CNAS L21189
	FCC Accredited Lab Designation Number: CN0175
	IC Registration Lab CAB identifier: CN0014
	VCCI Registration Lab Registration No.: R-14243, G-10845, C-14723, T-12252
	A2LA Accreditation Lab Certificate Number: 3309.02

## TEST REPORT

## 2 SAR Assessment

Test result: Pass

### 2.1 SAR Test Exclusion Limit

100 MHz – 6 GHz and  $\leq 50$  mm

MHz	5	10	15	20	25	mm
150	39	77	116	155	194	SAR Test Exclusion Threshold (mW)
300	27	55	82	110	137	
450	22	45	67	89	112	
835	16	33	49	66	82	
900	16	32	47	63	79	
1500	12	24	37	49	61	
1900	11	22	33	44	54	
2450	10	19	29	38	48	
3600	8	16	24	32	40	
5200	7	13	20	26	33	
5400	6	13	19	26	32	
5800	6	12	19	25	31	
MHz	30	35	40	45	50	mm
150	232	271	310	349	387	SAR Test Exclusion Threshold (mW)
300	164	192	219	246	274	
450	134	157	179	201	224	
835	98	115	131	148	164	
900	95	111	126	142	158	
1500	73	86	98	110	122	
1900	65	76	87	98	109	
2450	57	67	77	86	96	
3600	47	55	63	71	79	
5200	39	46	53	59	66	
5400	39	45	52	58	65	
5800	37	44	50	56	62	

# TEST REPORT

100 MHz – 6 GHz and > 50 mm

MHz	50	60	70	80	90	100	110	120	130	140	150	160	170	180	190	mm
100	474	481	487	494	501	507	514	521	527	534	541	547	554	561	567	mW
150	387	397	407	417	427	437	447	457	467	477	487	497	507	517	527	
300	274	294	314	334	354	374	394	414	434	454	474	494	514	534	554	
450	224	254	284	314	344	374	404	434	464	494	524	554	584	614	644	
835	164	220	275	331	387	442	498	554	609	665	721	776	832	888	943	
900	158	218	278	338	398	458	518	578	638	698	758	818	878	938	998	
1500	122	222	322	422	522	622	722	822	922	1022	1122	1222	1322	1422	1522	
1900	109	209	309	409	509	609	709	809	909	1009	1109	1209	1309	1409	1509	
2450	96	196	296	396	496	596	696	796	896	996	1096	1196	1296	1396	1496	
3600	79	179	279	379	479	579	679	779	879	979	1079	1179	1279	1379	1479	
5200	66	166	266	366	466	566	666	766	866	966	1066	1166	1266	1366	1466	
5400	65	165	265	365	465	565	665	765	865	965	1065	1165	1265	1365	1465	
5800	62	162	262	362	462	562	662	762	862	962	1062	1162	1262	1362	1462	

< 100 MHz and < 200 mm

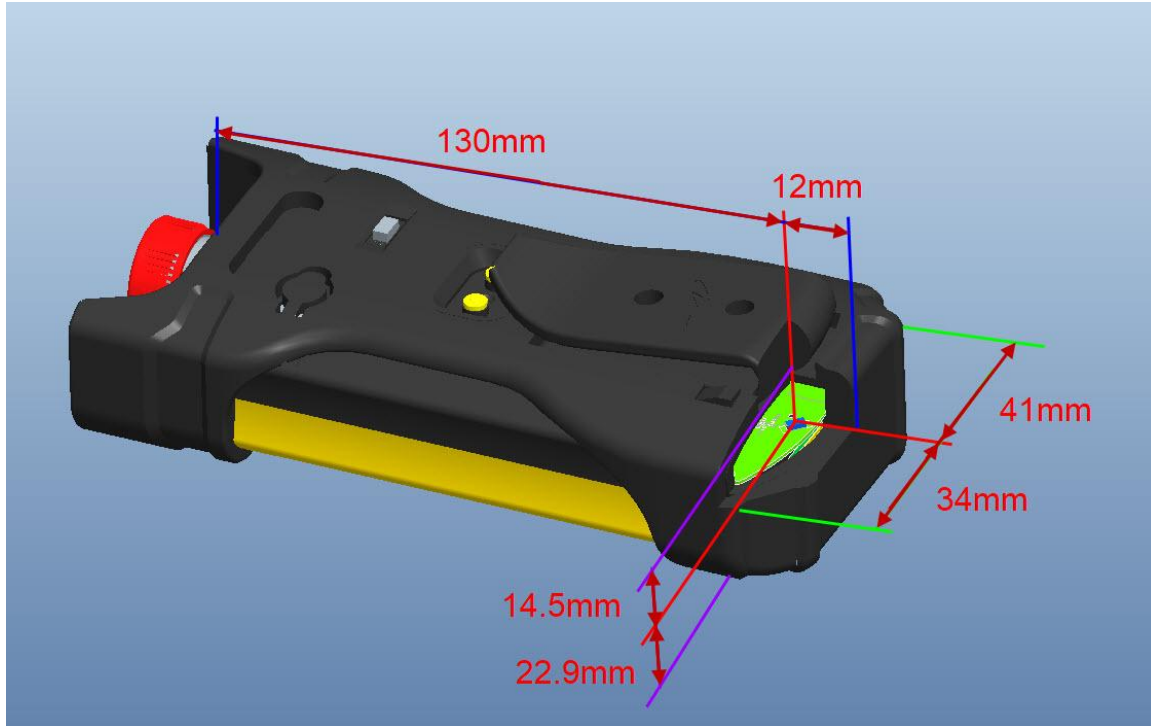
MHz	< 50	50	60	70	80	90	100	110	120	130	140	150	160	170	180	190	mm
100	237	474	481	487	494	501	507	514	521	527	534	541	547	554	561	567	mW
50	308	617	625	634	643	651	660	669	677	686	695	703	712	721	729	738	
10	474	948	961	975	988	1001	1015	1028	1041	1055	1068	1081	1095	1108	1121	1135	
1	711	1422	1442	1462	1482	1502	1522	1542	1562	1582	1602	1622	1642	1662	1682	1702	
0.1	948	1896	1923	1949	1976	2003	2029	2056	2083	2109	2136	2163	2189	2216	2243	2269	
0.05	1019	2039	2067	2096	2125	2153	2182	2211	2239	2268	2297	2325	2354	2383	2411	2440	
0.01	1185	2370	2403	2437	2470	2503	2537	2570	2603	2637	2670	2703	2737	2770	2803	2837	



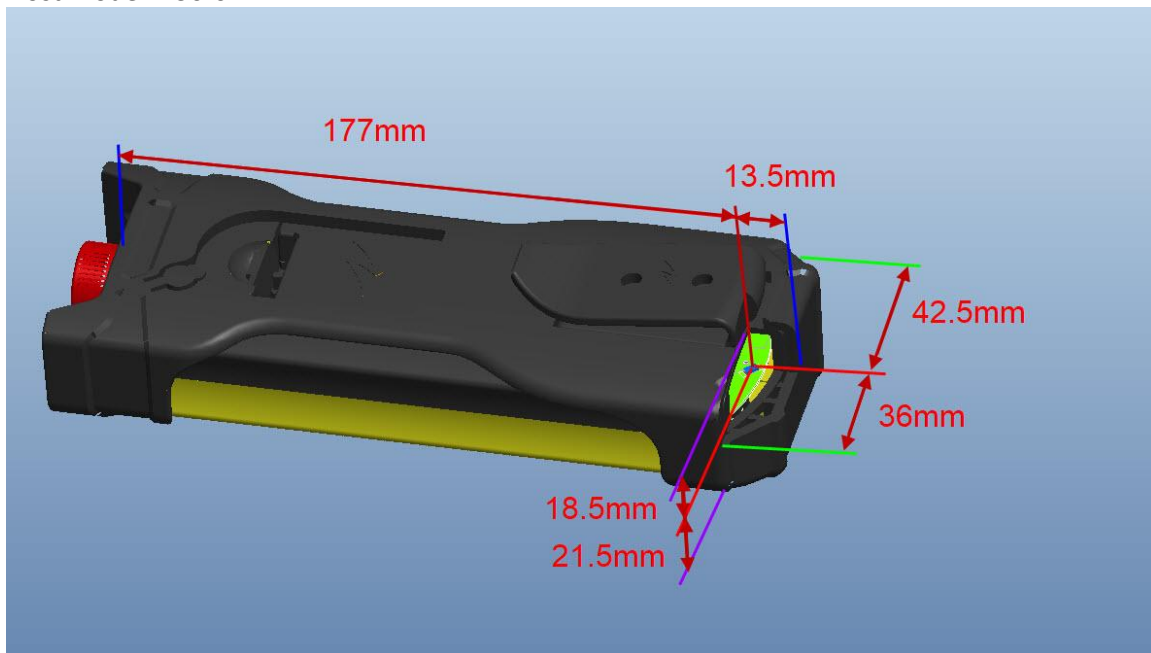
## 2.2 Assessment Results

As can be seen from the figure below, the closest distance between the T35-01 antenna and the product shell is the top 12mm, while for the T36-01 it is 13.5mm, so we choose a limit of 10mm to calculate the exemption value.

Host Model: T35-01



Host Model: T36-01



**TEST REPORT****Seen from the original test report 2504B0388SHA-001:**

The highest 2.4GHz SRD EIRP adjusted with tune-up tolerance is 19.76dBm = 94.62mW,

According to measured value from Appendix I, duty cycle = 4.44%,

After SAR distance assessment, the separation distance is 10mm,

The time-averaged radiated power =  $94.62\text{mW} \times 4.44\% = 4.20\text{mW} < 19\text{mW}$  (Test Exclusion Thresholds of 2450MHz at 10mm)

**Seen from the original test report 2504B0388SHA-002:**

The highest 2.4GHz IEEE 802.15.1 EIRP adjusted with tune-up tolerance is 2.73dBm = 1.87mW < 19mW (Test Exclusion Thresholds of 2450MHz at 10mm).

**Seen from the original test report 2504B0388SHA-003:**

The highest EIRP adjusted with tune-up tolerance is  $-7.59\text{dBuV/m} - 95.3 = -102.79\text{dBm} = 0.00000000053\text{mW} < 308\text{mW}$  (Test Exclusion Thresholds of 50MHz at <50mm). Therefore, the SAR requirement is deemed to be satisfied without test.

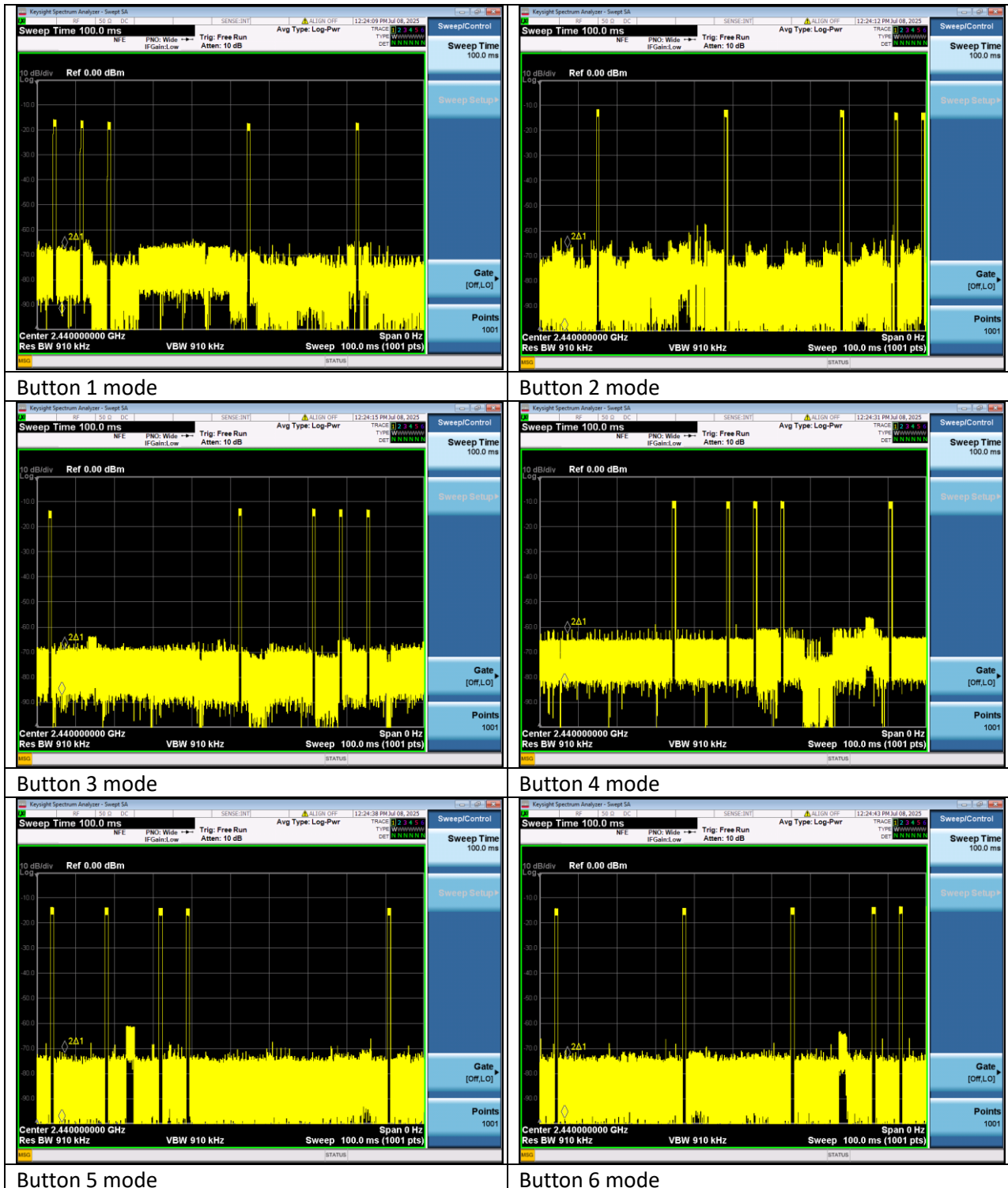
The 2.4GHz IEEE 802.15.1 and 2.4GHz SRD and RFID cannot support simultaneous transmission.

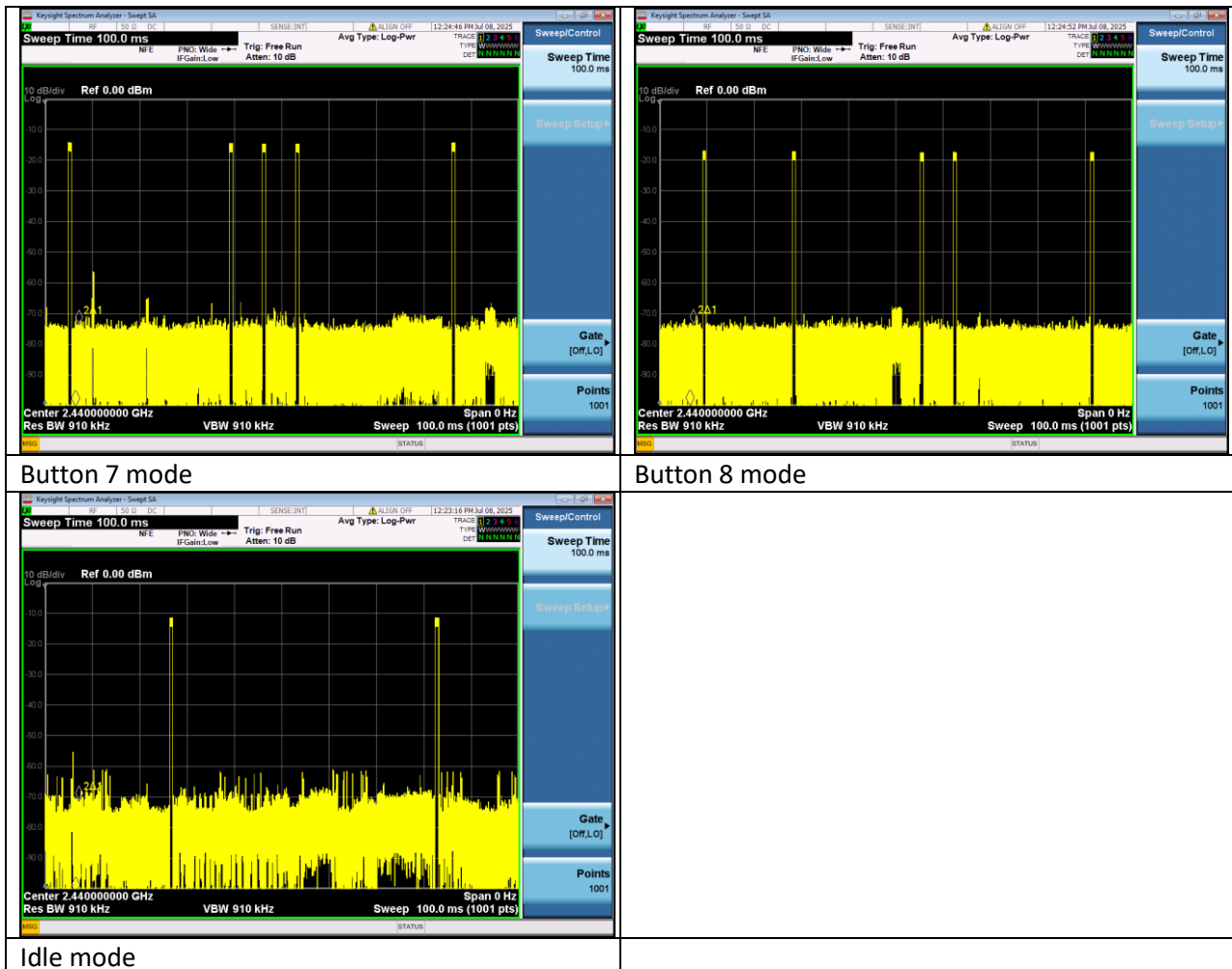
Therefore, the SAR requirement is deemed to be satisfied without test.

## Appendix I: Duty Cycle calculation

### Host Model: T35-01

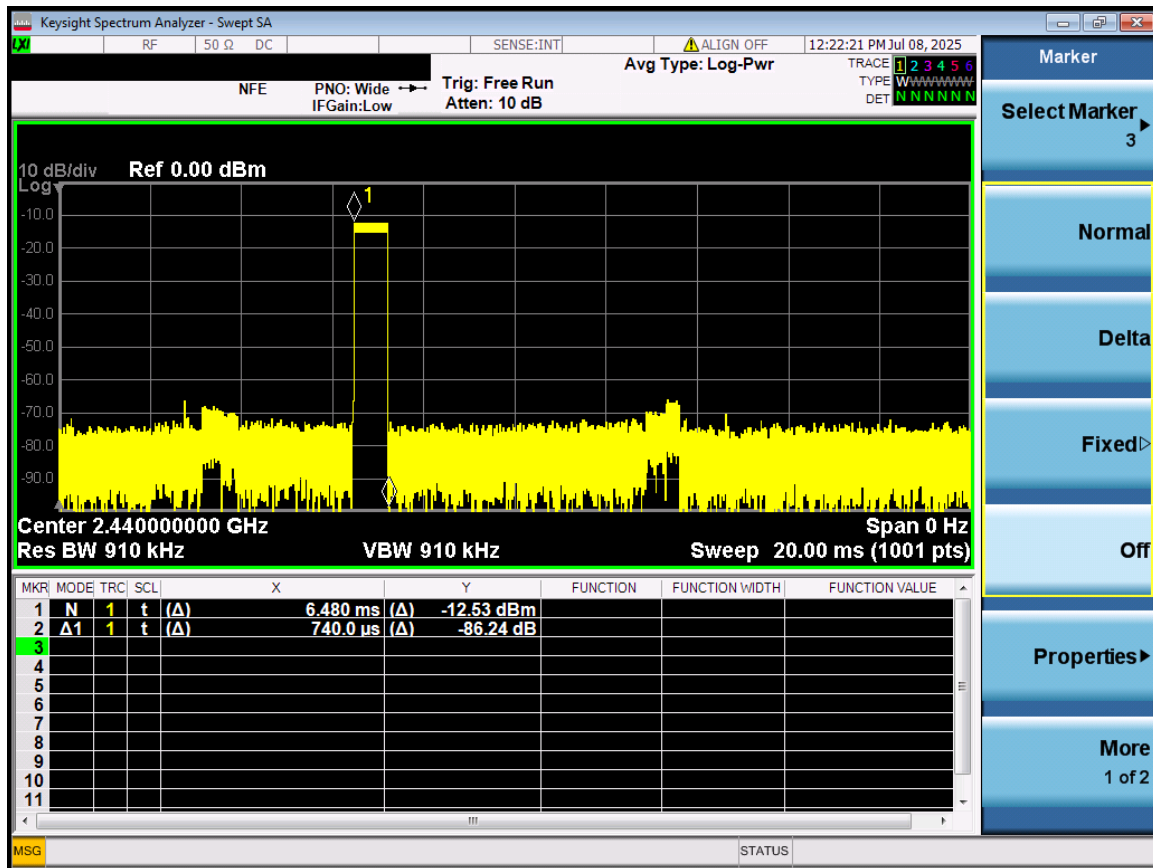
All modes are verified in the figure below, and it can be seen that the worst mode is when the button 5 is pressed frequently, it triggered 5 times.





## TEST REPORT

We tested single package occupy time is 0.74ms.



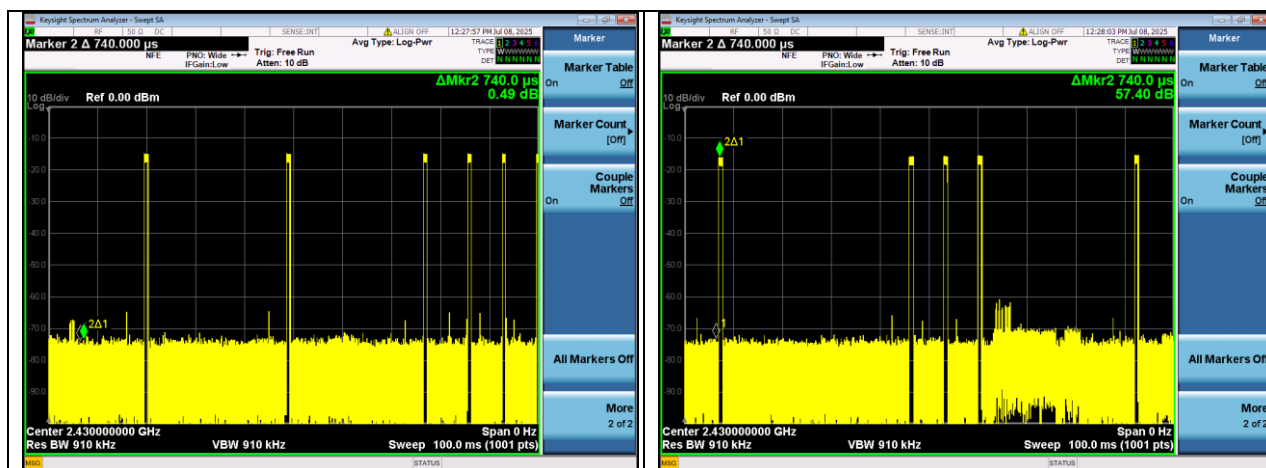
From all these data we can calculate duty cycle, that is  $0.74\text{ms} \times 5 / 100\text{ms} = 3.7\%$ .

# TEST REPORT

## Host Model: T36-01

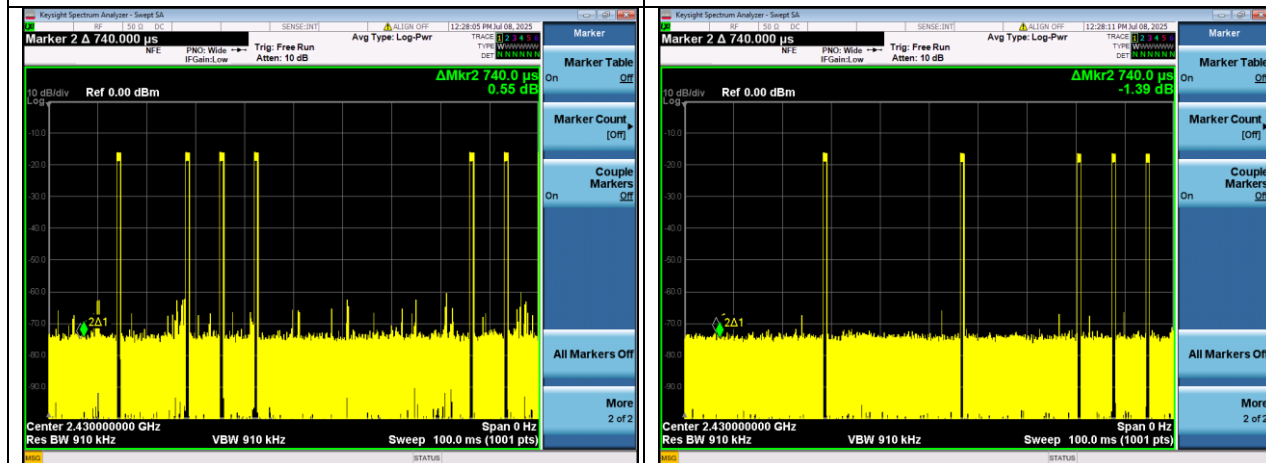
All modes are verified in the figure below, and it can be seen that the worst mode is when the button 9 is pressed frequently, it triggered 6 times.





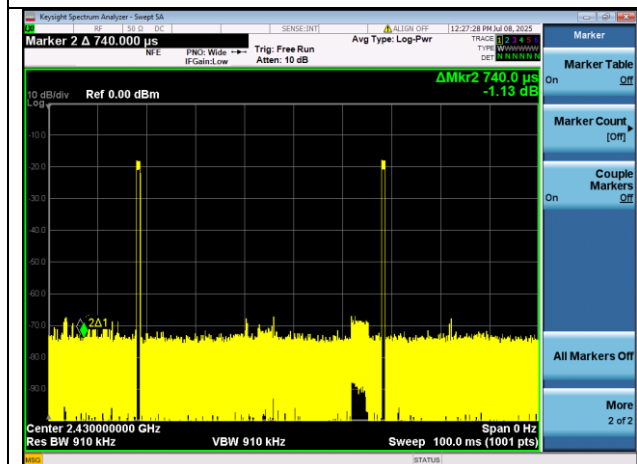
Button 7 mode

Button 8 mode



Button 9 mode

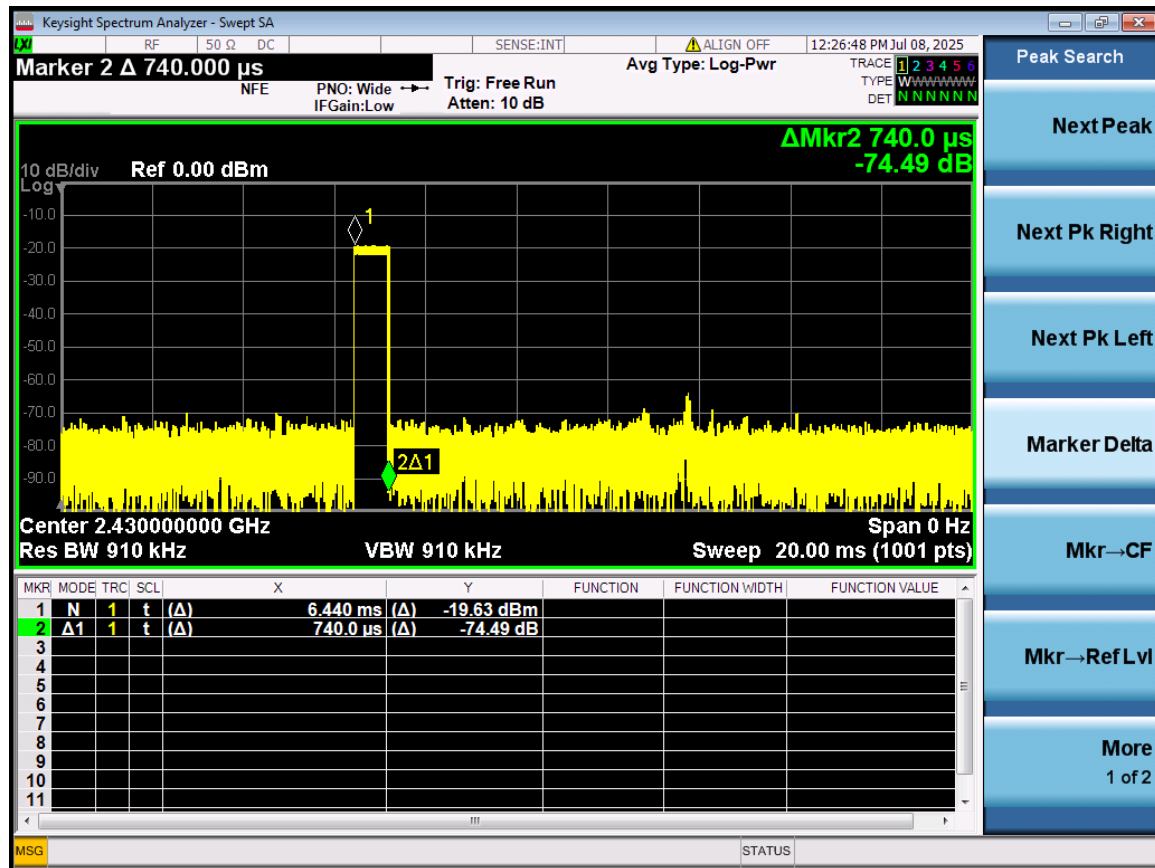
Button 10 mode



Idle mode

## TEST REPORT

We tested single package occupy time is 0.74ms.



From all these data we can calculate duty cycle, that is  $0.74\text{ms} \times 6/100\text{ms} = 4.44\%$ .

\*\*\*\*\* END \*\*\*\*\*