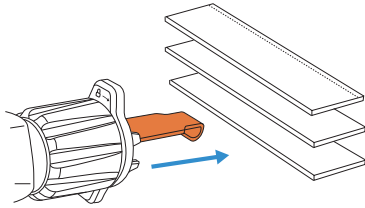
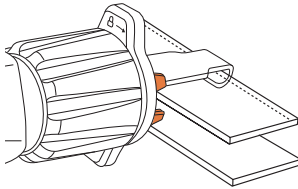


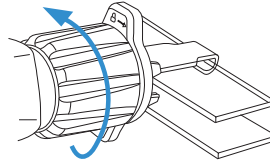
1



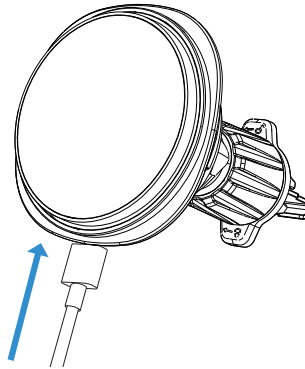
2



3



4



EN

Charging situation	Power on	Charging	Fully charged	Abnormal
LED	Blue· Green· Purple light trends	Blue light breathing	Blue· green· purple light always on	Red light flashing

Abnormal alarm of LED light, please check the product according to the following instructions:

- 1.Check if the phone supports wireless charging, whether there are foreign objects behind the phone, such as iron pieces, magnets, credit cards, etc.
2. Check the phone, replace the car charger, re-insert the data cable and restart the wireless charger.

Daily maintenance!

- 1.This product is suitable for iPhone that supports MagSafe technology, it is recommended to use bare or with the official Apple magnetic case, if it is a non-magnetic case, please use with the magnetic ring.
2. Product power: 5W/7.5W/10W /15W(need to be paired with QC3.0/PD fast charging)
3. Input: 9V/3A 12V/3A

CN

无线充状态	通电	充电	充满电	异常报警
LED指示灯	蓝绿红灯动态	蓝灯呼吸	蓝绿红灯常亮	红灯闪烁

LED灯出现异常报警, 请根据以下指示检查产品:

- 1.手机是否支持无线充电, 手机背后是否有异物, 如铁片、磁铁、信用卡等。
- 2.检查手机, 更换车载充电器后, 重新插入数据线并重启无线充。

注意!

- 1.本产品适用于支持MagSafe技术的iPhone,建议裸机或搭配苹果官方磁吸壳使用,如果是非磁性手机壳,请搭配引磁环使用。
- 2.产品功率:5W/7.5W/10W/15W (需搭配PD/QC3.0快充)
- 3.输入: 9V/3A 12V/3A

FCC Warning Statement

This equipment generates, uses and can radiate radio frequency energy and, if not installed and used in accordance with the instructions, may cause harmful interference to radio communications. However, there is no guarantee that interference will not occur in a particular installation. If this equipment does cause harmful interference to radio or television reception, which can be determined by turning the equipment off and on, the user is encouraged to try to correct the interference by one or more of the following measures:

- Reorient or relocate the receiving antenna.
- Increase the separation between the equipment and receiver.
- Connect the equipment into an outlet on a circuit different from that to which the receiver is connected.
- Consult the dealer or an experienced radio/TV technician for help.

This equipment must be installed and operated with a minimum distance of 20 cm between the radiator and user body.