


# **Test setup photos of EUT**

## 1. Orthogonal plane of EUT

- The testing was set in the three orthogonal planes and measured for each position (X, Y, Z).

### X-axis



### Y-axis





**Z-axis**




**Model Name: OOO-001**

## 2. Photos of Radiated Spurious Emission Test (Below 1 GHz)




**Model Name: OOO-001**

### 3. Photo of Radiated Spurious Emission Test (Above 1 GHz)





## 4. Photo of Conducted Test



Model Name: OOO-001