封面

# F99 pro

PHANTOM 3-MODE HOT-SWAP GASKET PCB
GASKET MECHANICAL KEYBOARD

English
Español
Français
Português
Português
Indonesia
Deutsch
Русский язык
ภาษาไทย
简体中文
繁体中文
한국어
日本語

Product manual

封底

SOCO

Dongguan Suoke Electronics CO.,LTD
Address:
5GM Industry Park,Houjie Dongjiang Village Huangjiang Town Dongguan City
Factory Telephone:
Execution Standard:Q/7 4543-2022
Made in China

## Keyboard Function Description

13

## Wired mode/ON/OFF

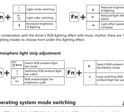


**Power on/off instructions**




## 2.4G Connection Instructions

Quick 2.4G code pairing with combination keys

- Manual code pairing: Press and hold the combination key "Fn+ " for about 3 seconds, and the blue light will flash quickly to enter the code pairing state. At this time, insert the receiver into the USB port of the computer, and the light will turn off after pairing. The 2.4G connection is successful. At this point, the coding is complete.

**Attention: When connecting to 2.4G, search first before inserting the receiver. The default factory code has been matched.**

14

## BT Connection Instructions




**Quick device switching with combination keys**

- Long press and hold the Fn+numbers 1, 2, or 3 for 3 seconds, and the blue light will flash quickly, indicating that the keyboard has entered pairing or search mode, and can be paired and connected to the device. In reconnection mode, the blue light will flash slowly.
- Press Fn+number keys 1, 2, or 3 to switch devices.
- Press Fn+F1 to enter the pairing mode with Bluetooth to display it on the computer.

## Backlight effect adjustment

Fn+ Spacebar combination to switch 16 light effects

15

## Backlight effect shortcut key adjustment




- In combination with the driver's RGB lighting effect with music rhythm, there are 10 lighting modes to choose from under this lighting effect.

**Atmosphere light strip adjustment**




## Operating system mode switching

- For MRG-Lock(Lock)& MRG-Windows Key, the MRN system, the indicator flash remains unchanged, and the MRN WIN/MAC key function is disabled.
- After switching to Mac/iOS system, the left WIN/left ALT position switches (without locking WIN).




16

## Dual mode switching

**Long press the mode key to switch between two modes, the blue light in the 2.4G and BRN key lights will flash when switching**

- Game mode (switch to game mode with CAP and WIN keys flashing green light)

Short press the mode key to cycle through 16 RGB lighting effects Knob (Backlane Light Brightness) Knob counterclockwise (Light Brightness)

- Office mode (switch to office mode with CAP and WIN keys flashing blue light)

Short press mode key multimedia function (mute) Knob (backlane multimedia function (Volume+) Knob counterclockwise multimedia function (Volume-)

17

## Shortcut Key Description

The switch in the upper left corner must be switched to the corresponding mode (the "-1" in the table below indicates the corresponding function in the corresponding mode).

| | | | |
|---|---|---|---|
| FN+ | WIN | Long press for 3 seconds to enter Windows mode (red WIN flashes, WIN lock function) | |
| | 1 | BT device 1# | |
| | 2 | BT device 2# | |
| | 3 | BT device 3# | |

| | | | |
|---|---|---|---|
| | | ESC | INS |
| | | SysRQ | PRTSC |
| FN+ | Calculator | PAUSE | |
| | HOME | END | |

- Press FN+ESC to restore the factory default lighting mode, and the previously connected BT device will not be cleared when cleared.

**FN+G:Android system (2) key set light flashing for 3 seconds), f zone single press function and F zone FN combination function.**

| Key position | Single press | Fn combination | Key position | Single press | Fn combination |
|---|---|---|---|---|---|
| F1 | System brightness- | F1 | F7 | Previous song | F7 |
| F2 | System brightness+ | F2 | F8 | Play/pause | F8 |
| F3 | Cancel Search | F3 | F9 | Next song | F9 |
| F4 | Return to desktop | F4 | F10 | Mute | F10 |
| F5 | Light brightness- | F5 | F11 | Volume - | F11 |
| F6 | Light brightness+ | F6 | F12 | Volume + | F12 |

18

## FN+W:Windows system (W key flashes red for 3 seconds), f zone single press function and F zone FN combination function.

| Key position | Single press | Fn combination | Key position | Single press | Fn combination |
|---|---|---|---|---|---|
| F1 | Home page | F1 | F7 | Previous song | F7 |
| F2 | System brightness- | F2 | F8 | Play/pause | F8 |
| F3 | Cancel Search | F3 | F9 | Next song | F9 |
| F4 | Return to desktop | F4 | F10 | Mute | F10 |
| F5 | Light brightness- | F5 | F11 | Volume - | F11 |
| F6 | Light brightness+ | F6 | F12 | Volume + | F12 |

19

## FN+E:IOS system (E key red light flashing for 3 seconds), f zone single press function and F zone FN combination function.

| Key position | Single press | Fn combination | Key position | Single press | Fn combination |
|---|---|---|---|---|---|
| F1 | System brightness- | F1 | F7 | Previous song | F7 |
| F2 | System brightness+ | F2 | F8 | Play/pause | F8 |
| F3 | Search | F3 | F9 | Next song | F9 |
| F4 | Return to desktop | F4 | F10 | Mute | F10 |
| F5 | Light brightness- | F5 | F11 | Volume - | F11 |
| F6 | Light brightness+ | F6 | F12 | Volume + | F12 |

20

## FN+I:Mac system (I key red light flashing for 3 seconds), F zone single press function and F zone FN combination function.

| Key position | Single press | Fn combination | Key position | Single press | Fn combination |
|---|---|---|---|---|---|
| F1 | System brightness- | F1 | F7 | Previous song | F7 |
| F2 | System brightness+ | F2 | F8 | Play/pause | F8 |
| F3 | Search | F3 | F9 | Next song | F9 |
| F4 | Return to desktop | F4 | F10 | Mute | F10 |
| F5 | Light brightness- | F5 | F11 | Volume - | F11 |
| F6 | Light brightness+ | F6 | F12 | Volume + | F12 |

21

## Current status indicator light description

- Press and hold Fn to view
- Current system mode (Windows, Mac, iOS)
- Current system mode (Windows, Mac, iOS)
- The corresponding buttons above will light up, release to restore the light effect.




22

## Intelligent Sleep Mode Description

- In BT(2.4G) mode, without any operation for one minute, it automatically enters power-saving mode (with lights turned off). Click the button to wake up the keyboard.

## Charging instructions

- Connect the keyboard to the computer through the equipped USB cable to charge the keyboard. During charging, the RGB ambient light strip displays a flowing light. Full of power, the light is off.
- In 2.4G/BT mode (without USB connect), the RGB ambient light has an display keyboard battery level through FN+E, with full battery displayed in green, the battery level between 20% and 80% displayed in yellow, and the battery level below 20% displayed in red.
- Type-C connectivity is more stable and performance is more stable.

Charging instructions

1. It is recommended to use the equipment USB cable to charge the keyboard. Do not use low-voltage or defective chargers to charge the keyboard.
2. Do not charge the keyboard in high temperature, high humidity environments.
3. Do not use non-original and non-certified cables and chargers to charge the keyboard.
4. Do not disassemble the keyboard battery to avoid fire and explosion.
5. Please turn off the power switch first to avoid the charging risk.

The Power Supply Specifications for Electrical Products with Charging Function: Input: 5V⎓2A Output: 4.2V⎓0.5A

23

## Product parameters

- Number of keys: 99
- Hot swap gasket: 4.0mm
- PB Key multicolour
- Product size: 406.7(x)139.211.45(z)3.1mm
- Product weight: Approximately 1250g (including wire/receiver)
  Approximately 1250g (including wire/receiver)
- Charging voltage/current: DC 5V ⎓ 2200mA
- Charging time: 3-4 hours (fully charged)
- Rated current: 250mA @ 5.7V (default light effects)(20 mA turn off all lights)
- Battery life: approximately 32 hours (default light effect)
  Approximately 32 hours (default light effect)
- Battery capacity: 8000mAh (3x8000mAh series)(Mobile Silicon battery
- Charging interface: Type-C interface
- Computer system requirements:
  Wired(3-4): mode Windows 4G; operating system WIN XP, WIN7, WIN8, WIN10 ( Wireless(2.4G): mode Windows 4G; operating system
  Wired mode(2.4G receiver: configured with USB 2.0 or higher ports.
  BT mode: Device name "MOLA-F99Pro 5.0" WIN7 and below systems.
  BT mode: Device name "MOLA-F99Pro 5.0" WIN8 and above systems.
  BT mode: MAC computer with BT(5.0, BLE4.0, BLE5.0 and above
  hardware, Android phone or tablet, iOS phone or tablet.
- Hardware connection:
  The wired USB(2.4G) receiver supports hot swapping (plug and play).

24

## 键盘 规格说明书

- 键数：99
- 热插拔：4.0mm
- PB 双色键帽
- 键盘 尺寸:406.7(长)139.211.45(宽)3.1mm
- 键盘 重量:1250g(包括线材/接收器)
  1250g(包括线材/接收器)
- 充电电压/电流:DC 5V ⎓ 2200mA
- 充电时间:3-4小时(满电)
- 额定电流:250mA @ 5.7V(默认灯效)(20mA 关闭全部灯效)
- 电池容量:8000mAh(3x8000mAh)
  8000mAh(3x8000mAh)
- 电池 类型:硅电池
- 充电接口:Type-C接口
- 电脑系统要求:
  有线(2.4G):模式 Windows 4G;系统 WIN XP, WIN7, WIN8, WIN10(笔记
  无线(2.4G):模式 Windows 4G;系统
  有线(2.4G)接收器:配有USB 2.0或更高端口。
  蓝牙模式:设备名称"MOLA-F99Pro 5.0"适用于WIN7及以下系统。
  蓝牙模式:设备名称"MOLA-F99Pro 5.0"适用于WIN8及以上系统。
  蓝牙模式:MAC电脑搭载蓝牙(5.0、BLE4.0、BLE5.0及以上版本)
  硬件连接:Android手机或平板、iOS手机或平板。
  有线连接:
  有线(2.4G)接收器支持即插即用(免驱动)。

25

## Parámetros del producto

- Número de teclas: 99
- Resistencia total de las teclas: 4.0 mm
- Tecla PB multicolor
- Tamaño del producto: 406.7(x)139.211.45(z)3.1mm
- Peso del producto: aproximadamente 1250g (por cable/receptor)
  Aproximadamente 1250g (incluyendo cable/receptor)
- Tensión/corriente de carga: DC 5V ⎓ 2200mA
- Tensión nominal: DC 5.7V (predeterminado: corriente de 250mA)
- Corriente nominal: 250mA @ 5.7V (ahorro de luz por defecto)(20 mA (apagado todas las luces)
- Duración de la batería: aproximadamente 32 horas (ahorro de luz predeterminado)
  aproximadamente 48 horas (todas las luces apagadas)
- Capacidad de la batería: batería de litio recargable de 8000 mAh (2x4000 mAh)
- Interfaz de carga: interfaz tipo-C
- Requisitos del sistema:
  Modo cableado(2.4G): Sistema operativo Windows 4G; WIN XP, WIN7, WIN8, WIN10 (portátil con necesarios controladores en sistema: WinXP, WinW)
  Modo inalámbrico(2.4G): Sistema operativo Windows 4G; Modo Windows 4G
  Modo BT: Nombre del dispositivo "MOLA-F99Pro 5.0" WIN7 y sistemas inferiores.
  Modo BT: Nombre del dispositivo "MOLA-F99Pro 5.0" WIN8 WIN10 y sistemas superiores.
  Modo BT: Ordenador MAC con hardware BT(5.0, BLE4.0, BLE5.0 o superior, teléfono o tableta Android, teléfono o tableta iOS.
- Conexión por hardware:
  El receptor USB(2.4G) con cable soporta hot swapping (plug and play).

26

## Produktparameter

- Anzahl der Tasten: 99
- Gesamtfläche der Tasten: 4.0mm
- PB Taste multifarbig
- Produktgröße: 406.7(x)139.211.45(z)3.1mm
- Produktgewicht: ca. 1250g (einschließlich Kabel/Empfänger)
  Ungefähr 1250g (einschließlich Kabel/Empfänger)
- Ladespannung/-strom: DC 5V ⎓ 2200mA
- Nennspannung: DC 5.7V (Standardeinstellung: 250mA Lichteffekt)
- Nennstrom: 250mA @ 5.7V (Standard-Lichteffekt)(20 mA (alle Lichter ausschalten)
- Batterieleistung: ca. 32 Stunden (Standardeinstellung)
  ca. 48 Stunden (alle Lichter aus)
- Batteriekapazität: 8000mAh (2x4000mAh) wiederaufladbare Lithium-Batterie
- Ladeschnittstelle: Typ-C-Schnittstelle
- Computer-Systemanforderungen:
  Kabelgebunden(2.4G): Betriebssystem Windows 4G; Betriebssystem WIN XP, WIN7, WIN8, WIN10 (in Modell: und WinXP) Systeme benötigen Treiber erforderlich sein).
  Kabellosbetriebener Modus(2.4G):Kingfisher konfiguriert mit USB 1.1 oder höheren Anschlüssen.
  BT-Modus: Gerätename "MOLA-F99Pro 5.0" WIN7 und niedrigere Systeme.
  BT-Modus: Gerätename "MOLA-F99Pro 5.0" WIN8 WIN10 und höhere Systeme.
  BT-Modus: MAC-Computer mit Hardware BT(5.0, BLE4.0, BLE5.0 oder höher), Android-Handy oder Tablet, iOS-Handy oder -Tablet.
- Hardware-Verbindung:
  Der kabelgebundene USB(2.4G)-Empfänger unterstützt Hot Swapping (Plug and Play).

27

## Parametri del prodotto

- Numero di tasti: 99
- Corsa totale dei tasti: 4.0 mm
- Tasto PB multicolore
- Dimensioni del prodotto: 406.7(x)139.211.45(z)3.1mm
- Peso del prodotto: circa 1250 g (inclusi cavo/ricevitore)
  circa 1250 g (inclusi cavo/ricevitore)
- Tensione/corrente di carica: DC5V⎓2200mA
- Tensione nominale: DC 5.7V (completamente carica) con 4.2V
- Corrente nominale: 250 mA @ 5.7 V (ombra di luce per default)(20 mA (spegnere tutte le luci)
- Durata della batteria: circa 32 ore (effetto luce predefinito)
  circa 48 ore (luce & luci spente)
- Capacità della batteria: batteria ricaricabile in litio da 8000 mAh (2x4000 mAh)
- Interfaccia di ricarica: Interfaccia Type-C
- Requisiti di sistema del computer:
  Modalità cablata(2.4G): Sistema operativo Windows 4G; WIN XP, WIN7, WIN8, WIN10 (prodotto per necessario controllaboxe on sistema: WinW); WinW)
  Modalità wireless(2.4G): Sistema operativo Windows 4G; Modalità Windows 4G
  Modalità BT: Nome del dispositivo "MOLA-F99Pro 5.0" WIN7 e sistemi inferiori.
  Modalità BT: Nome del dispositivo "MOLA-F99Pro 5.0" WIN8 WIN10 e sistemi superiori.
  Modalità BT: Computer MAC con hardware BT(5.0, BLE4.0, BLE5.0 o superiore, telefono o tablet Android, telefono o tablet iOS.
- Connessione per hardware:
  Il ricevitore USB(2.4G) con cable supporto hot swapping (plug and play).

28

## Параметры продукта

- Количество клавиш: 99
- Общий ход клавиш: 4.0 мм
- Многоцветная клавиша PB
- Размер изделия: 406.7(x)139.211.45(z)3.1 мм
- Вес изделия: около 1250 г (вкл ючены кабель/приемник)
  Около 1250 г (включая кабель/приемник)
- Напряжение/ток зарядки: DC5V⎓2200мА
- Номинальное напряжение: DC 5.7V (максимальная зарядка) и 4.2V
- Номинальный ток: 250 мА @ 5.7 В (значение эффекта по умолчанию)(20 мА (выключить все огни)
- Срок службы аккумулятора: около 32 часов (значение эффекта по умолчанию)
  Около 48 часов (все огни выключены)
- Емкость аккумулятора: 8000 мАч (2x4000 мАч) литиевая перезаряжаемая литий аккумулятор
- Интерфейс зарядки: интерфейс Type-C
- Системные требования к компьютеру:
  Проводной режим(2.4G): Операционная система Windows 4G; WIN XP, WIN7, WIN8, WIN10 (в модели: необходимо установить драйверы WinXP).
  Проводной режим(2.4G):беспроводное оборудование с портом USB 1.1 или выше.
  Режим BT: Имя устройства "MOLA-F99Pro 5.0 системы WIN7 и ниже.
  Режим BT: Имя устройства "MOLA-F99Pro 5.0" системы WIN8 WIN10 и выше.
  Режим BT: Компьютер MAC с аппаратным обеспечением BT(5.0, BLE4.0, BLE5.0 и выше), телефон или планшет на базе Android, телефон или планшет на базе iOS.
- Аппаратное подключение:
  Проводной приемник USB(2.4G) поддерживает горячую замену (подключение и работа).

29

## ชาวเกมส์ทุกคนโปรดทราบ

- คีย์ทั้งหมด: 99
- ระยะกดแป้นสุดคีย์: 4.0 มม.
- ปุ่ม PB หลายสี
- ขนาดผลิตภัณฑ์: 406.7(x)139.211.45(z)3.1mm
- น้ำหนักสุทธิ: ผลิตภัณฑ์ 1.5 กิโลกรัม (ไม่รวมสายไฟ/ตัวรับสัญญาณ)
- ค่าแรงดันไฟ/กระแสไฟ: DC 5V ⎓ 2200mA
- ค่าแรงดันไฟ: ค่าแรงดันไฟ 5.7V (ชาร์จเต็มแล้ว) 4.2 V
- ค่ากระแสไฟ: 250mA @ 5.7V (ค่าเริ่มต้นแสงไฟ)(20 mA (ปิดไฟทั้งหมด)
- อายุการใช้งานแบตเตอรี่: ประมาณ 32 ชั่วโมง (ค่าเริ่มต้นแสงไฟ)
  ประมาณ 48 ชั่วโมง (ปิดไฟทั้งหมด)
- ความจุแบตเตอรี่: 8000 mAh (2x4000 mAh) ลิเธียมรีชาร์จได้
- ส่วนติดต่อการชาร์จ: ส่วนติดต่อ Type-C
- ข้อกำหนดระบบคอมพิวเตอร์:
  ระบบไร้สาย(2.4G): ระบบปฏิบัติการ Windows 4G; ระบบปฏิบัติการ WIN XP, WIN7, WIN8, WIN10 (รุ่นที่จำเป็นต้องติดตั้งไดรเวอร์ WinXP)
  ระบบไร้สาย(2.4G): ระบบปฏิบัติการ Windows 4G; โหมด Windows 4G
  โหมด BT: ชื่ออุปกรณ์ "MOLA-F99Pro 5.0" ระบบ WIN7 และต่ำกว่า
  โหมด BT: ชื่ออุปกรณ์ "MOLA-F99Pro 5.0" ระบบ WIN8 WIN10 และสูงกว่า
  โหมด BT: คอมพิวเตอร์ MAC ที่มีฮาร์ดแวร์ BT(5.0, BLE4.0, BLE5.0 หรือสูงกว่า), โทรศัพท์ Android หรือแท็บเล็ต, โทรศัพท์ iOS หรือแท็บเล็ต
- การเชื่อมต่อฮาร์ดแวร์:
  ตัวรับสัญญาณ USB(2.4G) ที่มาพร้อมกับสายรองรับการเสียบปลั๊กและใช้งาน (เสียบแล้วใช้งานได้ทันที)

30

## FCC Warning

This device complies with part 15 of the FCC Rules. Operation is subject to the following two conditions:
(1) This device may not cause harmful interference, and (2) this device must accept any interference received, including interference that may cause undesired operation.

Any Changes or modifications not expressly approved by the party responsible for compliance could void the user's authority to operate the equipment.

**Note:** This equipment has been tested and found to comply with the limits for a Class B digital device, pursuant to Part 15 of the FCC Rules. These limits are designed to provide reasonable protection against harmful interference in a residential installation. This equipment generates uses and can radiate radio frequency energy and, if not installed and used in accordance with the instructions, may cause harmful interference to radio communications. However, there is no guarantee that interference will not occur in a particular installation. If this equipment does cause harmful interference to radio or television reception, which can be determined by turning the equipment off and on, the user is encouraged to try to correct the interference by one or more of the following measures:

Reorient or relocate the receiving antenna.

Increase the separation between the equipment and receiver.

Connect the equipment into an outlet on a circuit different from that to which the receiver is connected.

Consult the dealer or an experienced radio/TV technician for help.

The device has been evaluated to meet general RF exposure requirement. The device can be used in portable exposure condition without restriction.

31

说明书技术要求：

1.成品尺寸：**100x130mm**

2.材质：120g铜版纸+打骑马钉

3.工艺：单黑双面印刷