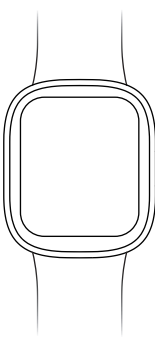



产品		印刷	CMYK/105G双铜折页/两国
尺寸		日期	

70mm



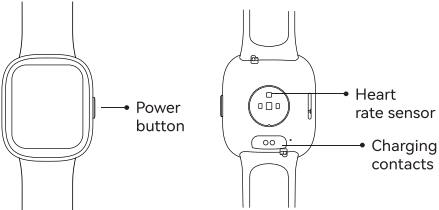
### QUICK START GUIDE

anyloop Watch

#### PACKAGE CONTENTS

Smart watch with band × 1  
Charging cable × 1  
Quick start guide × 1

#### ABOUT THE WATCH



Notes:

- Press and hold the power button to turn on the watch. If the watch cannot be turned on, please charge it and then try again.
- When using the watch for the first time, connect it to the charging cable to turn it on.


#### PAIRING THE WATCH

FitCloudPro is a must-have app for this watch. It provides scientific sleep and workout guidance and personalized health services to help you start a healthy lifestyle.

- Use your mobile phone to scan the QR code on the right side to download and install the app, or search for the app in the Google Play Store or Apple App Store and then download and install the latest version of the app.
- Open the app, register an account and log in.
- Pair the watch as prompted by the app.

Notes:

- For better user experience, please use the most recent version of the app.
- The operating system needs to be Android 5.0, iOS 10.0, or above.
- Do not pair the watch directly using your mobile phone's Bluetooth. Follow the steps in the app to pair your watch correctly.




#### CHARGING THE WATCH

- Connect the watch's charging cable to a power adapter or a computer's USB port.
- Tightly align the charging port with the charging contacts on the rear of the watch.
- When charging starts, the watch screen displays the charging progress.

Notes:

Use the charging cable provided with the watch, and ensure that the charging port is dry before charging.

#### DISASSEMBLING THE WATCH STRAP



Please refer to the illustrations to disassemble or assemble the watch strap.

Push Note: Once the strap is assembled, pull the strap properly to ensure it is installed successfully.


#### WEARING THE WATCH

- Wear the watch strap neither too tight nor too loose, and leave enough space for the skin to breathe. This makes you feel comfortable and allows the sensor to function.
- When measuring blood oxygen saturation, wear the watch correctly. Avoid wearing the watch on the wrist joint, keep your arm flat, maintain comfortable (appropriately tight) fitting between the watch and the skin of your wrist, and keep your arm still throughout the measurement process. When affected by external factors (arm sag, arm sway, arm hair, tattoo, etc.), the measurement result may be inaccurate or the measurement may fail and provide no output.
- We recommend that you tighten the watch strap during workout and loosen it afterwards.

#### BASIC PARAMETERS

Product Name	Smart Watch
Product Model	ALW7
Input	5V = 0.2A
Battery	300mAh
Water Resistance Rating	IP68

#### DISPOSAL AND RECYCLING INFORMATION



All products bearing this symbol are waste electrical and electronic equipment which comply with the Reduction of Hazardous Substances in the e-waste (Management) Rules, and should not be mixed with unsorted household waste. Instead, you should protect human health and the environment by handing over your waste equipment to a designated collection point for the recycling of waste electrical and electronic equipment, appointed by the government or local authorities. Correct disposal and recycling will help prevent potential negative consequences to the environment and human health. Please contact the retailer or local authorities for more information about the location as well as terms and conditions of such collection points..

#### BATTERY SAFETY

- This device is equipped with a built-in battery that cannot be removed or replaced. Do not disassemble or modify the battery by yourself.
- Disposal of a battery into fire or a hot oven, or mechanically crushing or cutting of a battery, that can result in an explosion.
- Leaving a battery in an extremely high temperature surrounding environment can result in an explosion or the leakage of flammable liquid or gas.
- A battery subjected to extremely low air pressure may result in an explosion or the leakage of flammable liquid or gas.

#### SAFETY NOTICE

- Do not allow children or pets to bite or swallow the product or its accessories, as this may cause injury.
- Do not place this product under excessively high or low temperatures, which may cause the product to catch fire or explode.
- Do not place this product near heat sources or open flame, such as ovens and electric heaters.
- Some people may experience allergic skin reactions to plastics, leathers, fibers, and other materials, and symptoms such as redness, swelling, and inflammation will occur after long-term contact with this product's components. If you experience such symptoms, please discontinue use and consult your doctor.
- Do not use unauthorized or incompatible power adapters or data cables, which may damage the watch and accessories, or cause fire, explosion, or other hazards.
- The radio waves generated by this product may affect the normal operation of implanted medical devices or personal medical devices, such as pacemakers and hearing aids. If you use any such medical devices, consult the manufacturer for relevant usage restrictions.
- Do not dispose of this device or its accessories as ordinary household waste. Please make sure you dispose of or recycle this device and its accessories in accordance with local laws and regulations.

#### REPAIR AND MAINTENANCE

- Avoid using detergents such as soap, hand sanitizer, bath foam, or lotion for cleaning to prevent chemical residues from irritating the skin, corroding the device, or degrading the water resistance of the device.
- Do not wear your watch during bathing, swimming, snorkeling, showers, hot springs, saunas (steam rooms), diving, underwater diving, water skiing, and other activities involving water currents.
- When using light-colored watch straps, avoid contact with dark clothing to prevent staining.
- Do not place the device in direct sunlight for long periods. Excessively high or low ambient temperature may cause device failure.
- Handle with care during transportation. Keep the device dry and away from humidity.
- Do not wear the watch in MRI examinations and other highly magnetic environments. Otherwise, the watch may be damaged.

#### FCC Warning

This device complies with Part 15 of the FCC Rules. Operation is subject to the following two conditions:

(1) This device may not cause harmful interference, and (2) this device must accept any interference received, including interference that may cause undesired operation.

NOTE 1: This equipment has been tested and found to comply with the limits for a Class B digital device, pursuant to part 15 of the FCC Rules. These limits are designed to provide reasonable protection against harmful interference in a residential installation. This equipment generates, uses and can radiate radio frequency energy and, if not installed and used in accordance with the instructions, may cause harmful interference to radio or television reception, which can be determined by turning the equipment off and on, the user is encouraged to try to correct the interference by one or more of the following measures:

- Reorient or relocate the receiving antenna.
- Increase the separation between the equipment and receiver.
- Connect the equipment into an outlet on a circuit different from that to which the receiver is connected.
- Consult the dealer or an experienced radio/TV technician for help.

NOTE 2: Any changes or modifications to this unit not expressly approved by the party responsible for compliance could void the user's authority to operate the equipment.


The device has been evaluated to meet general RF exposure requirement. The device can be used in portable exposure condition without restriction.

#### CUSTOMER SUPPORT

If you have any questions or concerns, please reach out to our Customer Support Team at **Support@any-loop.com**. We hope you enjoy your new smart watch!

Manufactured by Shenzhen Yuanhuan Technology Co., Ltd.  
1307, East Block, Building 6, Tianan Yungu Industrial Park, Phase II, Gangtou Community, Bantian Street, Longgang District, Shenzhen, Guangdong Province, China  
Made in China

Due to the limitation of product size, the product certification information is printed on the outerpackage, please see as below:  
FCC ID: 2BBVM-ALW7



Notes:

- This product isn't a medical device. None of the data or measurements are intended for medical diagnosis or medical monitoring.
- If the product is not in use for a long period of time, it is recommended that you power off the product before storing it. Recharge the battery every 6 months to 100% to prevent battery damage by over-discharge due to long-term storage.

350mm