
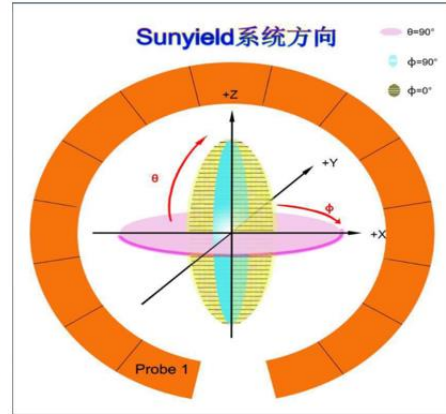

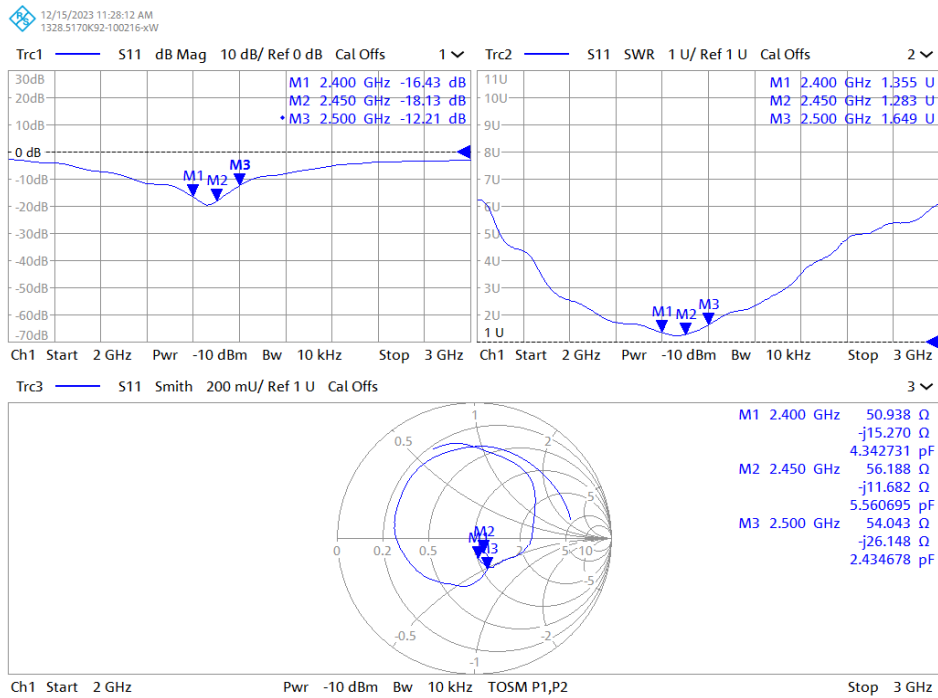


<div>LEEDARSON 立达信</div>		<div>Antenna Test Report</div>	
Version : 2023-09-01_V2.2			
Product Information			
Client	P100 Pro空净	Protocol	WiFi
Project Number	\	Sample Quantity	1
Model Number	\	PCB Version	\
Chip Type	RTL8720CM	Structure Version	
Sample Picutres			
Summary			
No.	Items	Remark	
1	Passive Test	/	
2	Rawdata	/	
Author		Shangqing Wei	Test Date
Verifier			Review Date
Date		Version	Revise Content
2023.9.8		V2.0	Reviser
		Establish Report	Xiu Weisong


SY-16M Test System

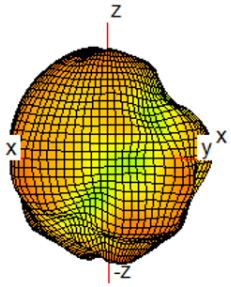
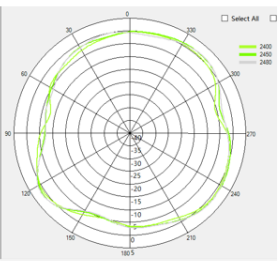
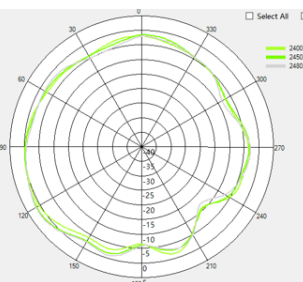
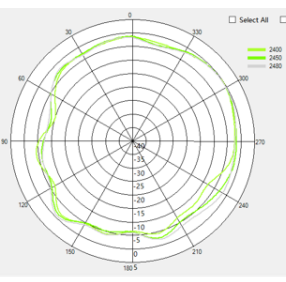


Original Result of Simulation Setting



Sample Picture



Frequency (MHz)	Gain (dBi)	Efficiency (dB)	3D	$\theta = 90^\circ$ (XY Plane)
2400	2.81	-2.95		
2410	2.75	-3.02		
2420	2.70	-3.00		
2430	2.73	-2.91		
2440	2.84	-2.70		
2450	3.01	-2.52		
2460	3.15	-2.46		
2470	3.31	-2.44	$\phi = 0^\circ$ (XZ Plane)	$\phi = 90^\circ$ (YZ Plane)
2480	3.36	-2.43		
2490	3.27	-2.42		
2500	3.19	-2.43		
-	-	-		
MIN	2.70	-3.02		
MAX	3.36	-2.42		
AVG	3.01	-2.66		