

TUBE DESK MOOD LIGHT



ITEM# IVDL1979
FCC ID: 2BBQT-IVDL1979

PRINTED IN CHINA/ 2025

WARRANTY INFORMATION

90-DAY LIMITED WARRANTY

TERRITORY: UNITED STATES/CANADA

LIMITED WARRANTY TO ORIGINAL CONSUMER

This product (including any accessories included in the original packaging) as supplied and distributed new by an authorized retailer is warranted by MCG Innovations Inc.. to the original consumer purchaser against defects in materials and workmanship ("Warranty") as follows:

To obtain warranty service:

Call **848-412-0910** or email cs@mcginno.com. Clearly explain the issue that you are having, including the product's name, brand, and model number.

Your product will be repaired or replaced, at our option, for the same or similar model of equal value if examination by the service center determines this product is defective. Products received damaged as a result of shipping will require you to file a claim with the carrier.

WARRANTY SERVICE NOT PROVIDED

This warranty does not cover damage resulting from accident, misuse, abuse, improper installation or operation, lack of reasonable care, unauthorized modification including software modifications such as the installation of custom firmware. This warranty is voided in the event any unauthorized person opens, alters or repairs this product. All products being returned to the authorized service center for repair must be suitably packaged.

NO WARRANTIES, WHETHER EXPRESS OR IMPLIED, INCLUDING, BUT NOT LIMITED TO, ANY IMPLIED WARRANTIES OF MERCHANTABILITY OR FITNESS FOR A PARTICULAR PURPOSE, OTHER THAN THOSE EXPRESSLY DESCRIBED ABOVE SHALL APPLY. DISTRIBUTOR FURTHER DISCLAIMS ALL WARRANTIES AFTER THE EXPRESS WARRANTY PERIOD STATED ABOVE. NO OTHER EXPRESS WARRANTY OR GUARANTY GIVEN BY ANY PERSON, FIRM OR ENTITY WITH RESPECT TO THE PRODUCT SHALL BE BINDING ON DISTRIBUTOR. REPAIR, REPLACEMENT, OR REFUND OF THE ORIGINAL PURCHASE PRICE – AT DISTRIBUTOR'S SOLE DISCRETION – ARE THE EXCLUSIVE REMEDIES OF THE CONSUMER. IN NO EVENT WILL DISTRIBUTOR OR ITS MANUFACTURERS BE LIABLE FOR ANY INCIDENTAL, DIRECT, INDIRECT, SPECIAL, PUNITIVE OR CONSEQUENTIAL DAMAGES (SUCH AS, BUT NOT LIMITED TO, DAMAGES FOR LOSS OF PROFITS, BUSINESS, SAVINGS, DATA OR RECORDS) CAUSED BY THE USE, MISUSE OR INABILITY TO USE THE PRODUCT. EXCEPT AS STATED HEREIN, NO OTHER WARRANTIES SHALL APPLY. NOTWITHSTANDING THE FOREGOING, CONSUMER'S RECOVERY AGAINST DISTRIBUTOR SHALL NOT EXCEED THE PURCHASE PRICE OF THE PRODUCT SOLD BY DISTRIBUTOR. THIS WARRANTY SHALL NOT EXTEND TO ANYONE OTHER THAN THE ORIGINAL CONSUMER WHO PURCHASED THE PRODUCT AND IS NOT TRANSFERABLE.

Some countries, states or provinces do not allow the exclusion or limitation of incidental or consequential damages or allow limitations on warranties, so limitation or exclusions may not apply to you. This warranty gives you specific legal rights, and you may have other rights that vary from state to state or province to province. Contact your authorized retailer to determine if another warranty applies.

All product names, trademarks, and registered trademarks are property of their respective owners. All company, product, and service names used in this document are for identification purposes only. Use of these names, trademarks, and brands does not imply endorsement.

COMPLIANCE INFORMATION

FCC INFORMATION

This device complies with Part 15 of the FCC Rules.

CAUTION:

Any changes or modifications not expressly approved could void the user's authority to operate the equipment.

Note: This equipment has been tested and found to comply with the limits for a Class B digital device, pursuant to part 15 of the FCC Rules. These limits are designed to provide reasonable protection against harmful interference in a residential installation. This equipment generates, uses and can radiate radio frequency energy and, if not installed and used in accordance with the instructions, may cause harmful interference to radio communications. However, there is no guarantee that interference will not occur in a particular installation. If this equipment does cause harmful interference to radio or television reception, which can be determined by turning the equipment off and on, the user is encouraged to try to correct the interference by one or more of the following measures:

- Reorient or relocate the receiving antenna.
- Increase the separation between the equipment and receiver.
- Connect the equipment into an outlet on a circuit different from that to which the receiver is connected.
- Consult the dealer or an experienced radio/TV technician for help.

This device complies with Part 15 of the FCC Rules. Operation is subject to the following two conditions: (1) This device may not cause harmful interference, and (2) this device must accept any interference received, including interference that may cause undesired operation.

RADIATION EXPOSURE INFORMATION:

To maintain compliance with FCC's RF Exposure guidelines, This equipment should be installed and operated with minimum distance of 20cm the radiator your body. This device and its antenna(s) must not be co-located or operation in conjunction with any other antenna or transmitter.

RATING LABEL DEFINITIONS



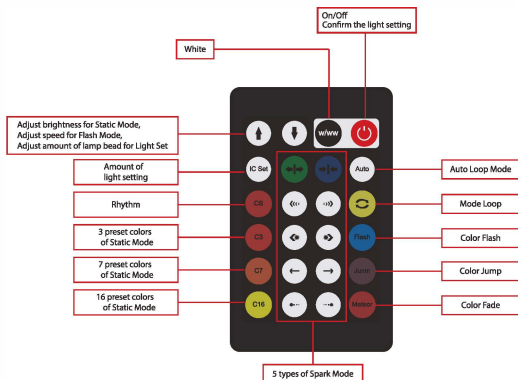
Direct current symbol.



This symbol represents FCC Declaration of Conformity and compliance



This symbol signifies that the product must not be discarded as household waste and should be delivered to an appropriate collection facility for recycling. Proper disposal and recycling helps protect natural resources, human health and environment.



BEFORE FIRST USE

1. To install batteries, remove the retention screw from the compartment on the bottom of the remote and open the battery cover.
2. Install 2 (two) x AAA 1.5V alkaline batteries, following the diagram to ensure each battery is installed correctly. Put the battery cover back on the compartment and tighten the retention screw.



If you choose the IC Set, the tube lights will be in 3-color flashing mode. Then you can press the up and down keys to adjust the amount of LED.

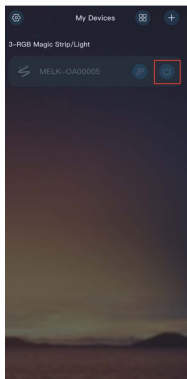
Please note in this light setting, the tube light can only reduce the amount of lamp bead by half. After use the IC Set, please do not forget to press the ON/OFF button to confirm and implement the setting mode.

Scan the QR code

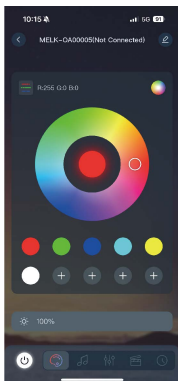
iOS and Android systems can download the " LotusLamp X " APP by scanning the QR code. Open the browser or other tools with "Scan QR code" function, scan the " LotusLamp X " QR code as below:



1. Click "Allow" to enable your Bluetooth. Switch to color and brightness interface.
2. Dimming Color Function: Adjust the brightness, color and color temperature of the light according to your preferences and needs. You can find the most suitable lighting effect for every occasion.



①



②

3. Music rhythm interface: The APP will read the local song of the phone, and the light will beat according to the music rhythm.

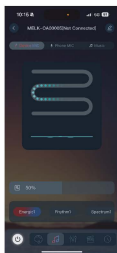
1: Turn on the microphone mode of the phone, the phone will recognize the surrounding sound, and the light will follow the sound. The size of the volume for rhythm, can choose different rhythm mode.

2: Turn on the microphone mode, and the speaker module of the smart string recognizes the sounds around it and beats them according to the volume. Note: The following dialog box will appear when you use the APP for the first time. Please check "Allow" and continue operation.


4. Dynamic Mode : Using excellent dimming algorithm technology, you can easily achieve the change effect of light gradient, jump and flicker.

5. Multiple scene selection: Support one click to set a variety of scene modes, such as reading, relaxing, dining or night mode, quickly draw up the ideal atmosphere.

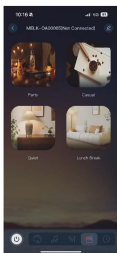
6. Timer: Timing function interface, set the time of turning on and off the light, you can select multiple time of turning on and off the light at the same time. Suitable for your timing needs in different regions.



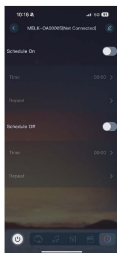
③



④



⑤



⑥