

TEST REPORT

Application No.: SZCR2306001772HS
Applicant: Bloomy Lotus Ltd.
Address of Applicant: A5, 11/F., NCB Innovation Centre, 888 Lai Chi Kok Road, Kowloon, Hong Kong
Manufacturer: Bloomy Lotus Ltd.
Address of Manufacturer: A5, 11/F., NCB Innovation Centre, 888 Lai Chi Kok Road, Kowloon, Hong Kong
Factory: Bloomy Lotus Ltd.
Address of Factory: A5, 11/F., NCB Innovation Centre, 888 Lai Chi Kok Road, Kowloon, Hong Kong
Equipment Under Test (EUT):
EUT Name: ATOMISER CONNECT
Model No.: BL-082
Trade Mark: BLOOMY LOTUS
FCC ID: 2BBOJBL-082
Standard(s) : 47 CFR Part 15, Subpart C 15.247
Date of Receipt: 2023-06-07
Date of Test: 2023-06-08 to 2023-06-19
Date of Issue: 2023-06-20

Test Result:	Pass*
---------------------	--------------

* In the configuration tested, the EUT complied with the standards specified above.

Keny Xu

Keny Xu
EMC Laboratory Manager




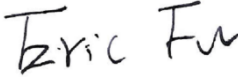
SGS-CSTC Standards Technical Services Co., Ltd. Shenzhen Branch

SZEMC-TRF-01 Rev. A/0 Aug01,2022

Report No.: SZCR230600177202

Page: 2 of 97

Revision Record				
Version	Chapter	Date	Modifier	Remark
01		2023-06-20		Original

Authorized for issue by:				
				
		Winkey Wang/Project Engineer		
				
		Eric Fu/Reviewer		



Unless otherwise agreed in writing, this document is issued by the Company subject to its General Conditions of Service printed overleaf, available on request or accessible at <https://www.sgs.com/en/Terms-and-Conditions>. Attention is drawn to the limitation of liability, indemnification and jurisdiction issues defined therein. Any holder of this document is advised that information contained hereon reflects the Company's findings at the time of its intervention only and within the limits of Client's instructions, if any. The Company's sole responsibility is to its Client and this document does not exonerate parties to a transaction from exercising all their rights and obligations under the transaction documents. This document cannot be reproduced except in full, without prior written approval of the Company. Any unauthorized alteration, forgery or falsification of the content or appearance of this document is unlawful and offenders may be prosecuted to the fullest extent of the law. Unless otherwise stated the results shown in this test report refer only to the sample(s) tested and such sample(s) are retained for 30 days only.

Attention: To check the authenticity of testing /inspection report & certificate, please contact us at telephone: (86-755) 8307 1443, or email: CN.Doccheck@sgs.com

SGS-CSTC Standards Technical Services Co., Ltd.
Shenzhen Branch Inspection & Testing Laboratory

No.1 Workshop, M-10, Middle Section, Science & Technology Park, Nanshan District, Shenzhen, Guangdong, China 518057 t (86-755) 26012053 f (86-755) 26710594 www.sgs.com.cn
中国·广东·深圳市南山区科技园中区M-10栋1号厂房 邮编: 518057 t (86-755) 26012053 f (86-755) 26710594 sgs.china@sgs.com

2 Test Summary

Radio Spectrum Technical Requirement				
Item	Standard	Method	Requirement	Result
Antenna Requirement	47 CFR Part 15, Subpart C 15.247	N/A	47 CFR Part 15, Subpart C 15.203 & 15.247(b)(4)	Pass
Other requirements Frequency Hopping Spread Spectrum System Hopping Sequence		N/A	47 CFR Part 15, Subpart C 15.247(a)(1),(g),(h)	Pass

Radio Spectrum Matter Part				
Item	Standard	Method	Requirement	Result
Conducted Emissions at AC Power Line (150kHz-30MHz)	47 CFR Part 15, Subpart C 15.247	ANSI C63.10 (2013) Section 6.2	47 CFR Part 15, Subpart C 15.207	Pass
Conducted Peak Output Power		ANSI C63.10 (2013) Section 7.8.5	47 CFR Part 15, Subpart C 15.247(b)(1)	Pass
20dB Bandwidth		ANSI C63.10 (2013) Section 7.8.7	47 CFR Part 15, Subpart C 15.247(a)(1)	Pass
Carrier Frequencies Separation		ANSI C63.10 (2013) Section 7.8.2	47 CFR Part 15, Subpart C 15.247a(1)	Pass
Hopping Channel Number		ANSI C63.10 (2013) Section 7.8.3	47 CFR Part 15, Subpart C 15.247a(1)(iii)	Pass
Dwell Time		ANSI C63.10 (2013) Section 7.8.4	47 CFR Part 15, Subpart C 15.247a(1)(iii)	Pass
Conducted Band Edges Measurement		ANSI C63.10 (2013) Section 7.8.6	47 CFR Part 15, Subpart C 15.247(d)	Pass
Conducted Spurious Emissions		ANSI C63.10 (2013) Section 7.8.8	47 CFR Part 15, Subpart C 15.247(d)	Pass
Radiated Emissions which fall in the restricted bands		ANSI C63.10 (2013) Section 6.10.5	47 CFR Part 15, Subpart C 15.205 & 15.209	Pass
Radiated Spurious Emissions Below 1GHz		ANSI C63.10 (2013) Section 6.4,6.5	47 CFR Part 15, Subpart C 15.205 & 15.209	Pass
Radiated Spurious Emissions Above 1GHz		ANSI C63.10 (2013) Section 6.6	47 CFR Part 15, Subpart C 15.205 & 15.209	Pass



Unless otherwise agreed in writing, this document is issued by the Company subject to its General Conditions of Service printed overleaf, available on request or accessible at <https://www.sgs.com/en/Terms-and-Conditions>. Attention is drawn to the limitation of liability, indemnification and jurisdiction issues defined therein. Any holder of this document is advised that information contained hereon reflects the Company's findings at the time of its intervention only and within the limits of Client's instructions, if any. The Company's sole responsibility is to its Client and this document does not exonerate parties to a transaction from exercising all their rights and obligations under the transaction documents. This document cannot be reproduced except in full, without prior written approval of the Company. Any unauthorized alteration, forgery or falsification of the content or appearance of this document is unlawful and offenders may be prosecuted to the fullest extent of the law. Unless otherwise stated the results shown in this test report refer only to the sample(s) tested and such sample(s) are retained for 30 days only.

Attention: To check the authenticity of testing / inspection report & certificate, please contact us at telephone: (86-755) 8307 1443, or email: CN.Doccheck@sgs.com

3 Contents

	Page
1 Cover Page	1
2 Test Summary	3
3 Contents	4
4 General Information	6
4.1 Details of E.U.T.	6
4.2 Description of Support Units	6
4.3 Measurement Uncertainty	7
4.4 Test Location	8
4.5 Test Facility	8
4.6 Deviation from Standards	8
4.7 Abnormalities from Standard Conditions	8
5 Equipment List	9
6 Radio Spectrum Technical Requirement	13
6.1 Antenna Requirement	13
6.1.1 Test Requirement:	13
6.1.2 Conclusion	13
6.2 Other requirements Frequency Hopping Spread Spectrum System Hopping Sequence	14
6.2.1 Test Requirement:	14
6.2.2 Conclusion	14
7 Radio Spectrum Matter Test Results	16
7.1 Conducted Emissions at AC Power Line (150kHz-30MHz)	16
7.1.1 E.U.T. Operation	16
7.1.2 Test Mode Description	16
7.1.3 Test Setup Diagram	17
7.1.4 Measurement Procedure and Data	17
7.2 Conducted Peak Output Power	20
7.2.1 E.U.T. Operation	20
7.2.2 Test Mode Description	20
7.2.3 Test Setup Diagram	21
7.2.4 Measurement Procedure and Data	21
7.3 20dB Bandwidth	22
7.3.1 E.U.T. Operation	22
7.3.2 Test Mode Description	22
7.3.3 Test Setup Diagram	22
7.3.4 Measurement Procedure and Data	22
7.4 Carrier Frequencies Separation	23
7.4.1 E.U.T. Operation	23
7.4.2 Test Mode Description	23
7.4.3 Test Setup Diagram	23
7.4.4 Measurement Procedure and Data	23



Unless otherwise agreed in writing, this document is issued by the Company subject to its General Conditions of Service printed overleaf, available on request or accessible at <https://www.sgs.com/en/Terms-and-Conditions>. Attention is drawn to the limitation of liability, indemnification and jurisdiction issues defined therein. Any holder of this document is advised that information contained hereon reflects the Company's findings at the time of its intervention only and within the limits of Client's instructions, if any. The Company's sole responsibility is to its Client and this document does not exonerate parties to a transaction from exercising all their rights and obligations under the transaction documents. This document cannot be reproduced except in full, without prior written approval of the Company. Any unauthorized alteration, forgery or falsification of the content or appearance of this document is unlawful and offenders may be prosecuted to the fullest extent of the law. Unless otherwise stated the results shown in this test report refer only to the sample(s) tested and such sample(s) are retained for 30 days only.

Attention: To check the authenticity of testing /inspection report & certificate, please contact us at telephone: (86-755) 8307 1443, or email: CN.Doccheck@sgs.com

SGS-CSTC Standards Technical Services Co., Ltd. Shenzhen Branch

SZEMC-TRF-01 Rev. A/0 Aug01,2022

Report No.: SZCR230600177202

Page: 5 of 97

7.5	Hopping Channel Number.....	24
7.5.1	E.U.T. Operation.....	24
7.5.2	Test Mode Description.....	24
7.5.3	Test Setup Diagram.....	25
7.5.4	Measurement Procedure and Data.....	25
7.6	Dwell Time.....	26
7.6.1	E.U.T. Operation.....	26
7.6.2	Test Mode Description.....	26
7.6.3	Test Setup Diagram.....	26
7.6.4	Measurement Procedure and Data.....	26
7.7	Conducted Band Edges Measurement.....	27
7.7.1	E.U.T. Operation.....	27
7.7.2	Test Mode Description.....	27
7.7.3	Test Setup Diagram.....	28
7.7.4	Measurement Procedure and Data.....	28
7.8	Conducted Spurious Emissions.....	29
7.8.1	E.U.T. Operation.....	29
7.8.2	Test Mode Description.....	29
7.8.3	Test Setup Diagram.....	30
7.8.4	Measurement Procedure and Data.....	30
7.9	Radiated Emissions which fall in the restricted bands.....	31
7.9.1	E.U.T. Operation.....	32
7.9.2	Test Mode Description.....	32
7.9.3	Test Setup Diagram.....	32
7.9.4	Measurement Procedure and Data.....	33
7.10	Radiated Spurious Emissions Below 1GHz.....	38
7.10.1	E.U.T. Operation.....	38
7.10.2	Test Mode Description.....	38
7.10.3	Test Setup Diagram.....	39
7.10.4	Measurement Procedure and Data.....	39
7.11	Radiated Spurious Emissions Above 1GHz.....	42
7.11.1	E.U.T. Operation.....	42
7.11.2	Test Mode Description.....	42
7.11.3	Test Setup Diagram.....	42
7.11.4	Measurement Procedure and Data.....	43
8	Test Setup Photo.....	50
9	EUT Constructional Details (EUT Photos).....	50
10	Appendix.....	51



SGS-CSTC Standards Technical Services Co., Ltd.
Shenzhen Branch (SZEMC) Laboratory

Unless otherwise agreed in writing, this document is issued by the Company subject to its General Conditions of Service printed overleaf, available on request or accessible at <https://www.sgs.com/en/Terms-and-Conditions>. Attention is drawn to the limitation of liability, indemnification and jurisdiction issues defined therein. Any holder of this document is advised that information contained hereon reflects the Company's findings at the time of its intervention only and within the limits of Client's instructions, if any. The Company's sole responsibility is to its Client and this document does not exonerate parties to a transaction from exercising all their rights and obligations under the transaction documents. This document cannot be reproduced except in full, without prior written approval of the Company. Any unauthorized alteration, forgery or falsification of the content or appearance of this document is unlawful and offenders may be prosecuted to the fullest extent of the law. Unless otherwise stated the results shown in this test report refer only to the sample(s) tested and such sample(s) are retained for 30 days only.

Attention: To check the authenticity of testing /inspection report & certificate, please contact us at telephone: (86-755) 8307 1443, or email: CN.Doccheck@sgs.com
No.1 Workshop, M-10, Middle Section, Science & Technology Park, Nanshan District, Shenzhen, Guangdong, China 518057 t (86-755) 26012053 f (86-755) 26710594 www.sgsgroup.com.cn
中国·广东·深圳市南山区科技园中区M-10栋1号厂房 邮编: 518057 t (86-755) 26012053 f (86-755) 26710594 sgs.china@sgs.com

4 General Information

4.1 Details of E.U.T.

Power supply:	Input 5V, 2A via type-C port rechargeable battery inside: 3.6Vdc, 5200mAh
Cable(s):	USB Cable: 1.8m, unshielded
Operation Frequency:	2402MHz to 2480MHz
Bluetooth Version:	V5.0 Dual mode
Modulation Type:	GFSK, pi/4DQPSK, 8DPSK
Number of Channels:	79
Channel Spacing:	1MHz
Spectrum Spread Technology:	Frequency Hopping Spread Spectrum(FHSS)
Antenna Type:	PCB Antenna
Antenna Gain:	-7.99dBi

Remark: The information in this section is provided by the applicant or manufacturer, SGS is not liable to the accuracy, suitability, reliability or/and integrity of the information.

4.2 Description of Support Units

Description	Manufacturer	Model No.	Serial No.
Adapter	Apple	A1357	REF. No.SEA05A01A



4.3 Measurement Uncertainty

Test Item	Measurement Uncertainty
Conducted Emissions at AC Power Line (150kHz-30MHz)	$\pm 3.1\text{dB}$
Conducted Peak Output Power	$\pm 0.75\text{dB}$
20dB Bandwidth	$\pm 3\%$
Carrier Frequencies Separation	$\pm 7.25 \times 10^{-8}$
Hopping Channel Number	$\pm 7.25 \times 10^{-8}$
Dwell Time	$\pm 0.37\%$
Conducted Band Edges Measurement	$\pm 0.75\text{dB}$
Conducted Spurious Emissions	$\pm 0.75\text{dB}$
Radiated Emissions which fall in the restricted bands	$\pm 6.0\text{dB}$ (Below 1GHz); $\pm 4.6\text{dB}$ (Above 1GHz)
Radiated Spurious Emissions Below 1GHz	$\pm 6.0\text{dB}$ for 3m; $\pm 5.0\text{dB}$ for 10m
Radiated Spurious Emissions Above 1GHz	$\pm 4.6\text{dB}$ (1-18GHz); $\pm 4.8\text{dB}$ (18-40GHz)

Remark:

The U_{lab} (lab Uncertainty) is less than $U_{\text{CISPR/ETSI}}$ (CISPR/ETSI Uncertainty), so the test results

- compliance is deemed to occur if no measured disturbance level exceeds the disturbance limit;
- non-compliance is deemed to occur if any measured disturbance level exceeds the disturbance limit.



SGS-CSTC Standards Technical Services Co., Ltd. Shenzhen Branch

SZEMC-TRF-01 Rev. A/0 Aug01,2022

Report No.: SZCR230600177202

Page: 8 of 97

4.4 Test Location

All tests were performed at:

SGS-CSTC Standards Technical Services Co., Ltd., Shenzhen Branch

No. 1 Workshop, M-10, Middle Section, Science & Technology Park, Shenzhen, Guangdong, China. 518057.

Tel: +86 755 2601 2053 Fax: +86 755 2671 0594

No tests were sub-contracted.

4.5 Test Facility

The test facility is recognized, certified, or accredited by the following organizations:

• A2LA (Certificate No. 3816.01)

SGS-CSTC Standards Technical Services Co., Ltd., Shenzhen EMC Laboratory is accredited by the American Association for Laboratory Accreditation(A2LA). Certificate No. 3816.01.

• VCCI (Member No. 1937)

The 3m Fully-anechoic chamber for above 1GHz, 10m Semi-anechoic chamber for below 1GHz, Shielded Room for Mains Port Conducted Interference Measurement and Telecommunication Port Conducted Interference Measurement of SGS-CSTC Standards Technical Services Co., Ltd. Shenzhen EMC laboratory have been registered in accordance with the Regulations for Voluntary Control Measures with Registration No.: G-20026, R-14188, C-12383 and T-11153 respectively.

• FCC –Designation Number: CN1336

SGS-CSTC Standards Technical Services Co., Ltd., Shenzhen EMC Laboratory has been recognized as an accredited testing laboratory.

Designation Number: CN1336. Test Firm Registration Number: 787754.

• Innovation, Science and Economic Development Canada

SGS-CSTC Standards Technical Services Co., Ltd., Shenzhen EMC Laboratory has been recognized by ISED as an accredited testing laboratory.

CAB identifier: CN0006.

IC#: 4620C.

4.6 Deviation from Standards

None

4.7 Abnormalities from Standard Conditions

None



SGS-CSTC Standards Technical Services Co., Ltd.
Shenzhen Branch EMC Laboratory

Unless otherwise agreed in writing, this document is issued by the Company subject to its General Conditions of Service printed overleaf, available on request or accessible at <https://www.sgs.com/en/Terms-and-Conditions>. Attention is drawn to the limitation of liability, indemnification and jurisdiction issues defined therein. Any holder of this document is advised that information contained hereon reflects the Company's findings at the time of its intervention only and within the limits of Client's instructions, if any. The Company's sole responsibility is to its Client and this document does not exonerate parties to a transaction from exercising all their rights and obligations under the transaction documents. This document cannot be reproduced except in full, without prior written approval of the Company. Any unauthorized alteration, forgery or falsification of the content or appearance of this document is unlawful and offenders may be prosecuted to the fullest extent of the law. Unless otherwise stated the results shown in this test report refer only to the sample(s) tested and such sample(s) are retained for 30 days only.

Attention: To check the authenticity of testing /inspection report & certificate, please contact us at telephone: (86-755) 8307 1443, or email: CN.Doccheck@sgs.com

No.1 Workshop, M-10, Middle Section, Science & Technology Park, Nanshan District, Shenzhen, Guangdong, China 518057 t (86-755) 26012053 f (86-755) 26710594 www.sgsgroup.com.cn
中国·广东·深圳市南山区科技园中区M-10栋1号厂房 邮编: 518057 t (86-755) 26012053 f (86-755) 26710594 sgs.china@sgs.com

5 Equipment List

Conducted Emissions at Mains Terminals (150kHz-30MHz)					
Equipment	Manufacturer	Model No.	Inventory No.	Cal Date	Cal Due Date
Shielding Room	ZhongYu Electron	GB-88	SEM001-06	2022-05-14	2025-05-13
EMI Test Receiver	Rohde&Schwarz	ESCI	SEM004-02	2023-03-20	2024-03-19
Measurement Software	AUDIX	e3 V8.2014-6-27a	N/A	N/A	N/A
Coaxial Cable	SGS	N/A	SEM024-01	2022-07-08	2023-07-07
LISN	Rohde&Schwarz	ENV216	SEM007-01	2022-09-20	2023-09-19
LISN	ETS-LINDGREN	3816/2	SEM007-02	2023-03-20	2024-03-19

Conducted Peak Output Power					
Equipment	Manufacturer	Model No.	Inventory No.	Cal Date	Cal Due Date
Power Sensor	TST PASS	TSPS2023R	SEM009-26	2023-04-01	2024-03-31
Power Sensor	KEYSIGHT	U2021XA	SEM009-16	2023-03-21	2024-03-20
DC Power Supply	Chroma	62012P-80-60	SEM011-11	2022-10-20	2023-10-19
MXA Signal Analyzer	KEYSIGHT	N9020A	SEM004-19	2023-03-21	2024-03-20
Measurement Software	TST PASS	TST PASS V2.0	N/A	N/A	N/A
Coaxial Cable	SGS	N/A	SEM031-01	2022-07-08	2023-07-07
Attenuator	Huber+Suhner	6620_SMA-50-1	SEM021-09	2023-03-31	2024-03-30

20dB Bandwidth					
Equipment	Manufacturer	Model No.	Inventory No.	Cal Date	Cal Due Date
DC Power Supply	Chroma	62012P-80-60	SEM011-11	2022-10-20	2023-10-19
MXA Signal Analyzer	KEYSIGHT	N9020A	SEM004-19	2023-03-21	2024-03-20
Measurement Software	TST PASS	TST PASS V2.0	N/A	N/A	N/A
Coaxial Cable	SGS	N/A	SEM031-01	2022-07-08	2023-07-07
Attenuator	Huber+Suhner	6620_SMA-50-1	SEM021-09	2023-03-31	2024-03-30

Carrier Frequencies Separation					
Equipment	Manufacturer	Model No.	Inventory No.	Cal Date	Cal Due Date
DC Power Supply	Chroma	62012P-80-60	SEM011-11	2022-10-20	2023-10-19
MXA Signal Analyzer	KEYSIGHT	N9020A	SEM004-19	2023-03-21	2024-03-20
Measurement Software	TST PASS	TST PASS V2.0	N/A	N/A	N/A
Coaxial Cable	SGS	N/A	SEM031-01	2022-07-08	2023-07-07



Unless otherwise agreed in writing, this document is issued by the Company subject to its General Conditions of Service printed overleaf, available on request or accessible at <https://www.sgs.com/en/Terms-and-Conditions>. Attention is drawn to the limitation of liability, indemnification and jurisdiction issues defined therein. Any holder of this document is advised that information contained hereon reflects the Company's findings at the time of its intervention only and within the limits of Client's instructions, if any. The Company's sole responsibility is to its Client and this document does not exonerate parties to a transaction from exercising all their rights and obligations under the transaction documents. This document cannot be reproduced except in full, without prior written approval of the Company. Any unauthorized alteration, forgery or falsification of the content or appearance of this document is unlawful and offenders may be prosecuted to the fullest extent of the law. Unless otherwise stated the results shown in this test report refer only to the sample(s) tested and such sample(s) are retained for 30 days only.

Attention: To check the authenticity of testing /inspection report & certificate, please contact us at telephone: (86-755) 8307 1443, or email: CN.Doccheck@sgs.com

SGS-CSTC Standards Technical Services Co., Ltd. Shenzhen Branch
 No.1 Workshop, M-10, Middle Section, Science & Technology Park, Nanshan District, Shenzhen, Guangdong, China 518057 t (86-755) 26012053 f (86-755) 26710594 www.sgs.com.cn
 中国·广东·深圳市南山区科技园中区M-10栋1号厂房 邮编: 518057 t (86-755) 26012053 f (86-755) 26710594 sgs.china@sgs.com

SGS-CSTC Standards Technical Services Co., Ltd. Shenzhen Branch

SZEMC-TRF-01 Rev. A/0 Aug01,2022

Report No.: SZCR230600177202

Page: 10 of 97

Attenuator	Huber+Suhner	6620_SMA-50-1	SEM021-09	2023-03-31	2024-03-30
------------	--------------	---------------	-----------	------------	------------

Hopping Channel Number

Equipment	Manufacturer	Model No.	Inventory No.	Cal Date	Cal Due Date
DC Power Supply	Chroma	62012P-80-60	SEM011-11	2022-10-20	2023-10-19
MXA Signal Analyzer	KEYSIGHT	N9020A	SEM004-19	2023-03-21	2024-03-20
Measurement Software	TST PASS	TST PASS V2.0	N/A	N/A	N/A
Coaxial Cable	SGS	N/A	SEM031-01	2022-07-08	2023-07-07
Attenuator	Huber+Suhner	6620_SMA-50-1	SEM021-09	2023-03-31	2024-03-30

Dwell Time

Equipment	Manufacturer	Model No.	Inventory No.	Cal Date	Cal Due Date
DC Power Supply	Chroma	62012P-80-60	SEM011-11	2022-10-20	2023-10-19
MXA Signal Analyzer	KEYSIGHT	N9020A	SEM004-19	2023-03-21	2024-03-20
Measurement Software	TST PASS	TST PASS V2.0	N/A	N/A	N/A
Coaxial Cable	SGS	N/A	SEM031-01	2022-07-08	2023-07-07
Attenuator	Huber+Suhner	6620_SMA-50-1	SEM021-09	2023-03-31	2024-03-30

Conducted Band Edges Measurement

Equipment	Manufacturer	Model No.	Inventory No.	Cal Date	Cal Due Date
DC Power Supply	Chroma	62012P-80-60	SEM011-11	2022-10-20	2023-10-19
MXA Signal Analyzer	KEYSIGHT	N9020A	SEM004-19	2023-03-21	2024-03-20
Measurement Software	TST PASS	TST PASS V2.0	N/A	N/A	N/A
Coaxial Cable	SGS	N/A	SEM031-01	2022-07-08	2023-07-07
Attenuator	Huber+Suhner	6620_SMA-50-1	SEM021-09	2023-03-31	2024-03-30

Conducted Spurious Emissions

Equipment	Manufacturer	Model No.	Inventory No.	Cal Date	Cal Due Date
DC Power Supply	Chroma	62012P-80-60	SEM011-11	2022-10-20	2023-10-19
MXA Signal Analyzer	KEYSIGHT	N9020A	SEM004-19	2023-03-21	2024-03-20
Measurement Software	TST PASS	TST PASS V2.0	N/A	N/A	N/A
Coaxial Cable	SGS	N/A	SEM031-01	2022-07-08	2023-07-07
Attenuator	Huber+Suhner	6620_SMA-50-1	SEM021-09	2023-03-31	2024-03-30



Unless otherwise agreed in writing, this document is issued by the Company subject to its General Conditions of Service printed overleaf, available on request or accessible at <https://www.sgs.com/en/Terms-and-Conditions>. Attention is drawn to the limitation of liability, indemnification and jurisdiction issues defined therein. Any holder of this document is advised that information contained hereon reflects the Company's findings at the time of its intervention only and within the limits of Client's instructions, if any. The Company's sole responsibility is to its Client and this document does not exonerate parties to a transaction from exercising all their rights and obligations under the transaction documents. This document cannot be reproduced except in full, without prior written approval of the Company. Any unauthorized alteration, forgery or falsification of the content or appearance of this document is unlawful and offenders may be prosecuted to the fullest extent of the law. Unless otherwise stated the results shown in this test report refer only to the sample(s) tested and such sample(s) are retained for 30 days only.

Attention: To check the authenticity of testing / inspection report & certificate, please contact us at telephone: (86-755) 8307 1443, or email: CN.Doccheck@sgs.com

No.1 Workshop, M-10, Middle Section, Science & Technology Park, Nanshan District, Shenzhen, Guangdong, China 518057 t (86-755) 26012053 f (86-755) 26710594 www.sgsgroup.com.cn
中国·广东·深圳市南山区科技园中区M-10栋1号厂房 邮编: 518057 t (86-755) 26012053 f (86-755) 26710594 sgs.china@sgs.com

SGS-CSTC Standards Technical Services Co., Ltd. Shenzhen Branch

SZEMC-TRF-01 Rev. A/0 Aug01,2022

Report No.: SZCR230600177202

Page: 11 of 97

Radiated Emissions which fall in the restricted bands					
Equipment	Manufacturer	Model No.	Inventory No.	Cal Date	Cal Due Date
3m Semi-Anechoic Chamber	AUDIX	N/A	SEM001-02	2022-04-02	2025-04-01
Signal Analyzer	Rohde & Schwarz	FSV40	SEM008-04	2023-03-20	2024-03-19
Horn Antenna	Rohde&Schwarz	HF907	SEM003-07	2022-07-24	2024-07-23
Microwave system amplifier	Agilent	83017A	SEM005-25	2022-09-21	2023-09-20
Measurement Software	AUDIX	e3 V8.2014-6-27	N/A	N/A	N/A
Coaxial Cable	SGS	N/A	SEM026-01	2022-07-08	2023-07-07
Broad-Band Horn Antenna	Schwarzbeck	BBHA 9170	SEM003-15	2022-08-10	2024-08-09
Pre-Amplifier	Compliance Directions Systems Inc.	PAP-2640-50	SEM005-08	2023-03-20	2024-03-19

Radiated Emissions (30MHz-1GHz)					
Equipment	Manufacturer	Model No.	Inventory No.	Cal Date	Cal Due Date
3m Semi-Anechoic Chamber	ETS-LINDGREN	N/A	SEM001-01	2020-07-19	2023-07-18
MXE EMI Receiver	Agilent Technologies	N9038A	SEM004-15	2022-10-20	2023-10-19
Loop Antenna	ETS-Lindgren	6502	SEM003-08	2021-11-30	2023-11-29
BiConiLog Antenna	ETS-LINDGREN	3142C	SEM003-01	2021-09-17	2023-09-16
Pre-Amplifier	Agilent Technologies	8447D	SEM005-01	2023-03-20	2024-03-19
Measurement Software	AUDIX	e3 V8.2014-6-27	N/A	N/A	N/A
Coaxial Cable	SGS	N/A	SEM025-01	2022-07-08	2023-07-07

Radiated Spurious Emissions Above 1GHz					
Equipment	Manufacturer	Model No.	Inventory No.	Cal Date	Cal Due Date
3m Semi-Anechoic Chamber	AUDIX	N/A	SEM001-02	2022-04-02	2025-04-01
Signal Analyzer	Rohde & Schwarz	FSV40	SEM008-04	2023-03-20	2024-03-19
Horn Antenna	Rohde&Schwarz	HF907	SEM003-07	2022-07-24	2024-07-23
Microwave system amplifier	Agilent	83017A	SEM005-25	2022-09-21	2023-09-20
Measurement Software	AUDIX	e3 V8.2014-6-27	N/A	N/A	N/A
Coaxial Cable	SGS	N/A	SEM026-01	2022-07-08	2023-07-07



Unless otherwise agreed in writing, this document is issued by the Company subject to its General Conditions of Service printed overleaf, available on request or accessible at <https://www.sgs.com/en/Terms-and-Conditions>. Attention is drawn to the limitation of liability, indemnification and jurisdiction issues defined therein. Any holder of this document is advised that information contained hereon reflects the Company's findings at the time of its intervention only and within the limits of Client's instructions, if any. The Company's sole responsibility is to its Client and this document does not exonerate parties to a transaction from exercising all their rights and obligations under the transaction documents. This document cannot be reproduced except in full, without prior written approval of the Company. Any unauthorized alteration, forgery or falsification of the content or appearance of this document is unlawful and offenders may be prosecuted to the fullest extent of the law. Unless otherwise stated the results shown in this test report refer only to the sample(s) tested and such sample(s) are retained for 30 days only.

Attention: To check the authenticity of testing /inspection report & certificate, please contact us at telephone: (86-755) 8307 1443, or email: CN.Doccheck@sgs.com
 No.1 Workshop, M-10, Middle Section, Science & Technology Park, Nanshan District, Shenzhen, Guangdong, China 518057 t (86-755) 26012053 f (86-755) 26710594 www.sgs.com.cn
 中国·广东·深圳市南山区科技园中区M-10栋1号厂房 邮编: 518057 t (86-755) 26012053 f (86-755) 26710594 sgs.china@sgs.com



SGS-CSTC Standards Technical Services Co., Ltd. Shenzhen Branch

SZEMC-TRF-01 Rev. A/0 Aug01,2022

Report No.: SZCR230600177202

Page: 12 of 97

General used equipment					
Equipment	Manufacturer	Model No.	Inventory No.	Cal Date	Cal Due Date
Humidity/ Temperature Indicator	Mingle	N/A	SEM002-08	2022-09-04	2023-09-03
Humidity/ Temperature Indicator	Anymetre	TH101B	SEM002-09	2022-09-04	2023-09-03
Barometer	Changchun Meteorological Industry Factory	DYM3	SEM002-01	2023-03-23	2024-03-22



Unless otherwise agreed in writing, this document is issued by the Company subject to its General Conditions of Service printed overleaf, available on request or accessible at <https://www.sgs.com/en/Terms-and-Conditions>. Attention is drawn to the limitation of liability, indemnification and jurisdiction issues defined therein. Any holder of this document is advised that information contained hereon reflects the Company's findings at the time of its intervention only and within the limits of Client's instructions, if any. The Company's sole responsibility is to its Client and this document does not exonerate parties to a transaction from exercising all their rights and obligations under the transaction documents. This document cannot be reproduced except in full, without prior written approval of the Company. Any unauthorized alteration, forgery or falsification of the content or appearance of this document is unlawful and offenders may be prosecuted to the fullest extent of the law. Unless otherwise stated the results shown in this test report refer only to the sample(s) tested and such sample(s) are retained for 30 days only.

Attention: To check the authenticity of testing / inspection report & certificate, please contact us at telephone: (86-755) 8307 1443, or email: CN.Doccheck@sgs.com

SGS-CSTC Standards Technical Services Co., Ltd. Shenzhen Branch
Shenzhen Branch Testing & Calibration Laboratory

No.1 Workshop, M-10, Middle Section, Science & Technology Park, Nanshan District, Shenzhen, Guangdong, China 518057 t (86-755) 26012053 f (86-755) 26710594 www.sgs.com.cn
中国·广东·深圳市南山区科技园中区M-10栋1号厂房 邮编: 518057 t (86-755) 26012053 f (86-755) 26710594 sgs.china@sgs.com

6 Radio Spectrum Technical Requirement

6.1 Antenna Requirement

6.1.1 Test Requirement:

47 CFR Part 15, Subpart C 15.203 & 15.247(b)(4)

6.1.2 Conclusion

Standard Requirement:

An intentional radiator shall be designed to ensure that no antenna other than that furnished by the responsible party shall be used with the device. The use of a permanently attached antenna or of an antenna that uses a unique coupling to the intentional radiator, the manufacturer may design the unit so that a broken antenna can be replaced by the user, but the use of a standard antenna jack or electrical connector is prohibited.

15.247(b) (4) requirement:

The conducted output power limit specified in paragraph (b) of this section is based on the use of antennas with directional gains that do not exceed 6 dBi. Except as shown in paragraph (c) of this section, if transmitting antennas of directional gain greater than 6 dBi are used, the conducted output power from the intentional radiator shall be reduced below the stated values in paragraphs (b)(1), (b)(2), and (b)(3) of this section, as appropriate, by the amount in dB that the directional gain of the antenna exceeds 6 dBi.

EUT Antenna:

The antenna is integrated on the main PCB and no consideration of replacement. The best case gain of the antenna is -7.99 dBi.

Antenna location: Refer to internal photo.



6.2 Other requirements Frequency Hopping Spread Spectrum System Hopping Sequence

6.2.1 Test Requirement:

47 CFR Part 15, Subpart C 15.247(a)(1),(g),(h)

6.2.2 Conclusion

Standard Requirement:

The system shall hop to channel frequencies that are selected at the system hopping rate from a Pseudorandom ordered list of hopping frequencies. Each frequency must be used equally on the average by each transmitter. The system receivers shall have input bandwidths that match the hopping channel bandwidths of their corresponding transmitters and shall shift frequencies in synchronization with the transmitted signals.

Frequency hopping spread spectrum systems are not required to employ all available hopping channels during each transmission. However, the system, consisting of both the transmitter and the receiver, must be designed to comply with all of the regulations in this section should the transmitter be presented with a continuous data (or information) stream. In addition, a system employing short transmission bursts must comply with the definition of a frequency hopping system and must distribute its transmissions over the minimum number of hopping channels specified in this section.

The incorporation of intelligence within a frequency hopping spread spectrum system that permits the system to recognize other users within the spectrum band so that it individually and independently chooses and adapts its hopsets to avoid hopping on occupied channels is permitted. The coordination of frequency hopping systems in any other manner for the express purpose of avoiding the simultaneous occupancy of individual hopping frequencies by multiple transmitters is not permitted.

Compliance for section 15.247(a)(1):

According to Technical Specification, the pseudorandom sequence may be generated in a nine-stage shift register whose 5th and 9th stage outputs are added in a modulo-two addition stage. And the result is fed back to the input of the first stage. The sequence begins with the first ONE of 9 consecutive ONES; i.e. the shift register is initialized with nine ones.

> Number of shift register stages: 9

> Length of pseudo-random sequence: $2^9 - 1 = 511$ bits

> Longest sequence of zeros: 8 (non-inverted signal)

Linear Feedback Shift Register for Generation of the PRBS sequence

An example of Pseudorandom Frequency Hopping Sequence as follow:

Each frequency used equally on the average by each transmitter.

According to Technical Specification, the receivers are designed to have input and IF bandwidths that match the hopping channel bandwidths of any transmitters and shift frequencies in synchronization with the transmitted signals.

Compliance for section 15.247(g):

According to Technical Specification, the system transmits the packet with the pseudorandom hopping frequency with a continuous data and the short burst transmission from the Bluetooth system is also transmitted under the frequency hopping system with the pseudorandom hopping frequency system.



SGS-CSTC Standards Technical Services Co., Ltd. Shenzhen Branch

SZEMC-TRF-01 Rev. A/0 Aug01,2022

Report No.: SZCR230600177202

Page: 15 of 97

Compliance for section 15.247(h):

According to Technical specification, the system incorporates with an adaptive system to detect other user within the spectrum band so that it individually and independently to avoid hopping on the occupied channels.

The system is designed not have the ability to coordinated with other FHSS System in an effort to avoid the simultaneous occupancy of individual hopping frequencies by multiple transmitter.



SGS-CSTC Standards Technical Services Co., Ltd.
Shenzhen Branch (SZEMC) EMC Laboratory

Unless otherwise agreed in writing, this document is issued by the Company subject to its General Conditions of Service printed overleaf, available on request or accessible at <https://www.sgs.com/en/Terms-and-Conditions>. Attention is drawn to the limitation of liability, indemnification and jurisdiction issues defined therein. Any holder of this document is advised that information contained hereon reflects the Company's findings at the time of its intervention only and within the limits of Client's instructions, if any. The Company's sole responsibility is to its Client and this document does not exonerate parties to a transaction from exercising all their rights and obligations under the transaction documents. This document cannot be reproduced except in full, without prior written approval of the Company. Any unauthorized alteration, forgery or falsification of the content or appearance of this document is unlawful and offenders may be prosecuted to the fullest extent of the law. Unless otherwise stated the results shown in this test report refer only to the sample(s) tested and such sample(s) are retained for 30 days only.

Attention: To check the authenticity of testing / inspection report & certificate, please contact us at telephone: (86-755) 8307 1443, or email: CN.Doccheck@sgs.com

No.1 Workshop, M-10, Middle Section, Science & Technology Park, Nanshan District, Shenzhen, Guangdong, China 518057 t (86-755) 26012053 f (86-755) 26710594 www.ssgroup.com.cn
中国·广东·深圳市南山区科技园中区M-10栋1号厂房 邮编: 518057 t (86-755) 26012053 f (86-755) 26710594 sgs.china@sgs.com

7 Radio Spectrum Matter Test Results

7.1 Conducted Emissions at AC Power Line (150kHz-30MHz)

Test Requirement 47 CFR Part 15, Subpart C 15.207

Test Method: ANSI C63.10 (2013) Section 6.2

Limit:

Frequency of emission(MHz)	Conducted limit(dBμV)	
	Quasi-peak	Average
0.15-0.5	66 to 56*	56 to 46*
0.5-5	56	46
5-30	60	50
*Decreases with the logarithm of the frequency.		
Detector: Peak for pre-scan (9kHz resolution bandwidth) 0.15M to 30MHz		

7.1.1 E.U.T. Operation

Operating Environment:

Temperature: 21.3 °C

Humidity: 50.4 % RH

Atmospheric Pressure: 1005 mbar

7.1.2 Test Mode Description

Pre-scan / Final test	Mode Code	Description
Final test	01	Charge + TX_non-Hop mode_Keep the EUT in charging and continuously transmitting mode with GFSK modulation, Pi/4DQPSK modulation, 8DPSK modulation. All modes have been tested and only the data of worst case is recorded in the report.



7.1.3 Test Setup Diagram



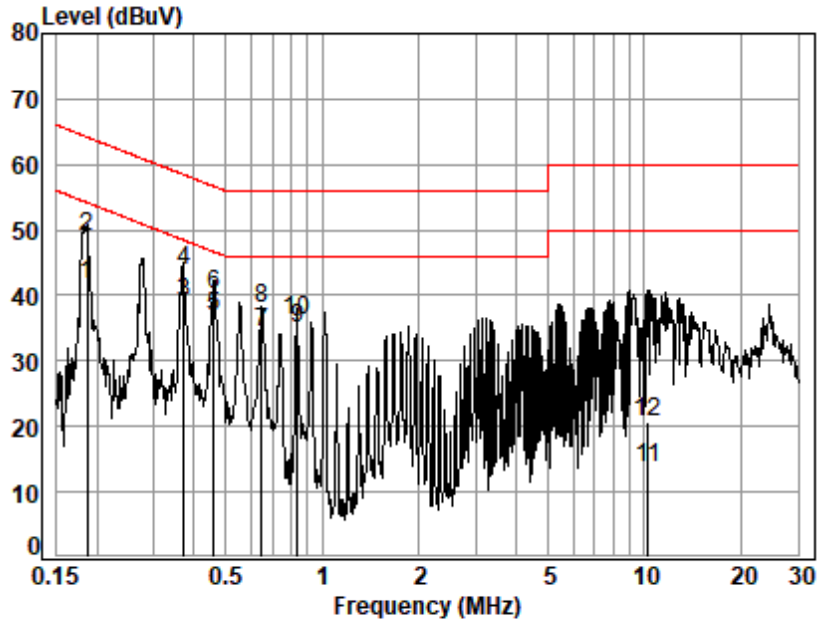
7.1.4 Measurement Procedure and Data

- 1) The mains terminal disturbance voltage test was conducted in a shielded room.
- 2) The EUT was connected to AC power source through a LISN 1 (Line Impedance Stabilization Network) which provides a 50ohm/50μH + 5ohm linear impedance. The power cables of all other units of the EUT were connected to a second LISN 2, which was bonded to the ground reference plane in the same way as the LISN 1 for the unit being measured. A multiple socket outlet strip was used to connect multiple power cables to a single LISN provided the rating of the LISN was not exceeded.
- 3) The tabletop EUT was placed upon a non-metallic table 0.8m above the ground reference plane. And for floor-standing arrangement, the EUT was placed on the horizontal ground reference plane.
- 4) The test was performed with a vertical ground reference plane. The rear of the EUT shall be 0.4 m from the vertical ground reference plane. The vertical ground reference plane was bonded to the horizontal ground reference plane. The LISN 1 was placed 0.8 m from the boundary of the unit under test and bonded to a ground reference plane for LISNs mounted on top of the ground reference plane. This distance was between the closest points of the LISN 1 and the EUT. All other units of the EUT and associated equipment was at least 0.8 m from the LISN 2.
- 5) In order to find the maximum emission, the relative positions of equipment and all of the interface cables must be changed according to ANSI C63.10 on conducted measurement.

Remark: Level=Read Level+ Cable Loss+ LISN Factor



Test Mode: 01; Line: Live line



Site : Shielding Room
Condition: Line
Job No. : 01772HS
Test mode: 01

	Freq	Cable Loss	LISN Factor	Read Level	Level	Limit Line	Over Limit	Remark
	MHz	dB	dB	dBuV	dBuV	dBuV	dB	
1	0.1864	0.03	9.76	31.88	41.67	54.20	-12.53	Average
2	0.1864	0.03	9.76	39.20	48.99	64.20	-15.21	QP
3	0.3712	0.05	9.76	28.99	38.80	48.47	-9.67	Average
4	0.3712	0.05	9.76	33.84	43.65	58.47	-14.82	QP
5	0.4612	0.05	9.76	26.98	36.79	46.67	-9.88	Average
6	0.4612	0.05	9.76	30.32	40.13	56.67	-16.54	QP
7	0.6474	0.06	9.77	24.65	34.48	46.00	-11.52	Average
8	0.6474	0.06	9.77	28.17	38.00	56.00	-18.00	QP
9	0.8349	0.07	9.78	25.06	34.91	46.00	-11.09	Average
10	0.8349	0.07	9.78	26.30	36.15	56.00	-19.85	QP
11	10.2332	0.21	10.29	3.13	13.63	50.00	-36.37	Average
12	10.2332	0.21	10.29	10.27	20.77	60.00	-39.23	QP



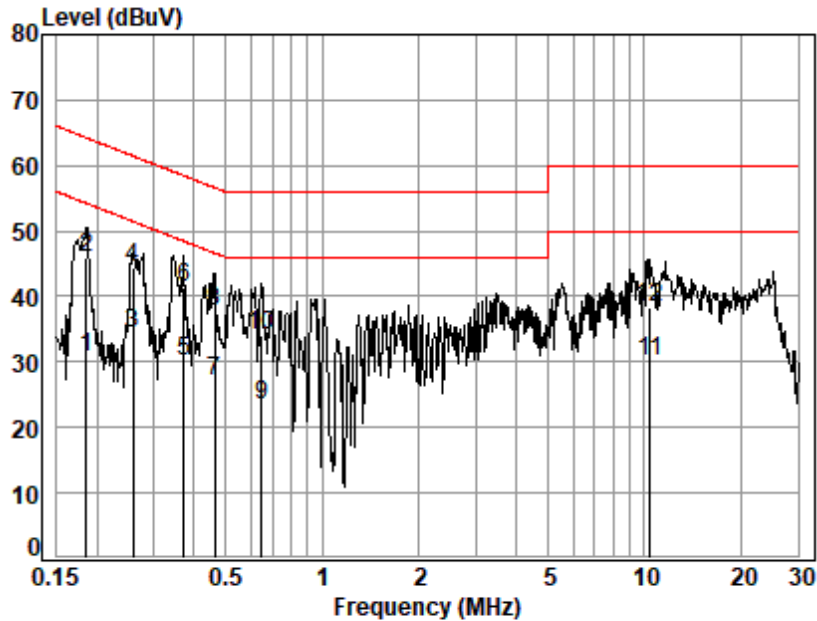
SGS-CSTC Standards Technical Services Co., Ltd. Shenzhen Branch

SZEMC-TRF-01 Rev. A/0 Aug01,2022

Report No.: SZCR230600177202

Page: 19 of 97

Test Mode: 01; Line: Neutral Line



Site : Shielding Room
Condition: Neutral
Job No. : 01772HS
Test mode: 01

	Freq	Cable Loss	LISN Factor	Read Level	Level	Limit Line	Over Limit	Remark
	MHz	dB	dB	dBuV	dBuV	dBuV	dB	
1	0.1854	0.03	9.73	21.11	30.87	54.24	-23.37	Average
2	0.1854	0.03	9.73	36.03	45.79	64.24	-18.45	QP
3	0.2589	0.04	9.73	24.65	34.42	51.47	-17.05	Average
4	0.2589	0.04	9.73	34.72	44.49	61.47	-16.98	QP
5	0.3712	0.05	9.74	20.33	30.12	48.47	-18.35	Average
6	0.3712	0.05	9.74	31.61	41.40	58.47	-17.07	QP
7	0.4637	0.05	9.74	17.17	26.96	46.63	-19.67	Average
8	0.4637	0.05	9.74	27.98	37.77	56.63	-18.86	QP
9	0.6474	0.06	9.74	13.67	23.47	46.00	-22.53	Average
10	0.6474	0.06	9.74	24.15	33.95	56.00	-22.05	QP
11	10.3972	0.20	10.35	19.56	30.11	50.00	-19.89	Average
12	10.3972	0.20	10.35	27.74	38.29	60.00	-21.71	QP



SGS-CSTC Standards Technical Services Co., Ltd.
Shenzhen Branch

Unless otherwise agreed in writing, this document is issued by the Company subject to its General Conditions of Service printed overleaf, available on request or accessible at <https://www.sgs.com/en/Terms-and-Conditions>. Attention is drawn to the limitation of liability, indemnification and jurisdiction issues defined therein. Any holder of this document is advised that information contained hereon reflects the Company's findings at the time of its intervention only and within the limits of Client's instructions, if any. The Company's sole responsibility is to its Client and this document does not exonerate parties to a transaction from exercising all their rights and obligations under the transaction documents. This document cannot be reproduced except in full, without prior written approval of the Company. Any unauthorized alteration, forgery or falsification of the content or appearance of this document is unlawful and offenders may be prosecuted to the fullest extent of the law. Unless otherwise stated the results shown in this test report refer only to the sample(s) tested and such sample(s) are retained for 30 days only.

Attention: To check the authenticity of testing / inspection report & certificate, please contact us at telephone: (86-755) 8307 1443, or email: CN.Doccheck@sgs.com
No.1 Workshop, M-10, Middle Section, Science & Technology Park, Nanshan District, Shenzhen, Guangdong, China 518057 t (86-755) 26012053 f (86-755) 26710594 www.sgs.com.cn
中国·广东·深圳市南山区科技园中区M-10栋1号厂房 邮编: 518057 t (86-755) 26012053 f (86-755) 26710594 sgs.china@sgs.com

SGS-CSTC Standards Technical Services Co., Ltd. Shenzhen Branch

SZEMC-TRF-01 Rev. A/0 Aug01,2022

Report No.: SZCR230600177202

Page: 20 of 97

7.2 Conducted Peak Output Power

Test Requirement 47 CFR Part 15, Subpart C 15.247(b)(1)

Test Method: ANSI C63.10 (2013) Section 7.8.5

Limit:

Frequency range(MHz)	Output power of the intentional radiator(watt)
902-928	1 for ≥ 50 hopping channels
	0.25 for $25 \leq$ hopping channels < 50
	1 for digital modulation
2400-2483.5	1 for ≥ 75 non-overlapping hopping channels
	0.125 for all other frequency hopping systems
	1 for digital modulation
5725-5850	1 for frequency hopping systems and digital modulation

7.2.1 E.U.T. Operation

Operating Environment:

Temperature: 26.4 °C

Humidity: 54.0 % RH

Atmospheric Pressure: 1005 mbar

7.2.2 Test Mode Description

Pre-scan / Final test	Mode Code	Description
Final test	00	TX_non-Hop mode_Keep the EUT in continuously transmitting mode with GFSK modulation, Pi/4DQPSK modulation, 8DPSK modulation. All modes have been tested and only the data of worst case is recorded in the report.
Pre-scan	01	Charge + TX_non-Hop mode_Keep the EUT in charging and continuously transmitting mode with GFSK modulation, Pi/4DQPSK modulation, 8DPSK modulation. All modes have been tested and only the data of worst case is recorded in the report.



SGS-CSTC Standards Technical Services Co., Ltd.
Shenzhen Branch Inspection & Testing Services

Unless otherwise agreed in writing, this document is issued by the Company subject to its General Conditions of Service printed overleaf, available on request or accessible at <https://www.sgs.com/en/Terms-and-Conditions>. Attention is drawn to the limitation of liability, indemnification and jurisdiction issues defined therein. Any holder of this document is advised that information contained hereon reflects the Company's findings at the time of its intervention only and within the limits of Client's instructions, if any. The Company's sole responsibility is to its Client and this document does not exonerate parties to a transaction from exercising all their rights and obligations under the transaction documents. This document cannot be reproduced except in full, without prior written approval of the Company. Any unauthorized alteration, forgery or falsification of the content or appearance of this document is unlawful and offenders may be prosecuted to the fullest extent of the law. Unless otherwise stated the results shown in this test report refer only to the sample(s) tested and such sample(s) are retained for 30 days only.

Attention: To check the authenticity of testing / inspection report & certificate, please contact us at telephone: (86-755) 8307 1443, or email: CN.Doccheck@sgs.com

No.1 Workshop, M-10, Middle Section, Science & Technology Park, Nanshan District, Shenzhen, Guangdong, China 518057 t (86-755) 26012053 f (86-755) 26710594 www.sgsgroup.com.cn
中国·广东·深圳市南山区科技园中区M-10栋1号厂房 邮编: 518057 t (86-755) 26012053 f (86-755) 26710594 sgs.china@sgs.com

7.2.3 Test Setup Diagram



7.2.4 Measurement Procedure and Data

Note: Since the verify power the same operating range bandwidth and smaller power can be covered by the higher power.

Please Refer to Appendix for Details



Unless otherwise agreed in writing, this document is issued by the Company subject to its General Conditions of Service printed overleaf, available on request or accessible at <https://www.sgs.com/en/Terms-and-Conditions>. Attention is drawn to the limitation of liability, indemnification and jurisdiction issues defined therein. Any holder of this document is advised that information contained hereon reflects the Company's findings at the time of its intervention only and within the limits of Client's instructions, if any. The Company's sole responsibility is to its Client and this document does not exonerate parties to a transaction from exercising all their rights and obligations under the transaction documents. This document cannot be reproduced except in full, without prior written approval of the Company. Any unauthorized alteration, forgery or falsification of the content or appearance of this document is unlawful and offenders may be prosecuted to the fullest extent of the law. Unless otherwise stated the results shown in this test report refer only to the sample(s) tested and such sample(s) are retained for 30 days only.

Attention: To check the authenticity of testing / inspection report & certificate, please contact us at telephone: (86-755) 8307 1443, or email: CN.Doccheck@sgs.com

7.3 20dB Bandwidth

Test Requirement 47 CFR Part 15, Subpart C 15.247(a)(1)
Test Method: ANSI C63.10 (2013) Section 7.8.7

7.3.1 E.U.T. Operation

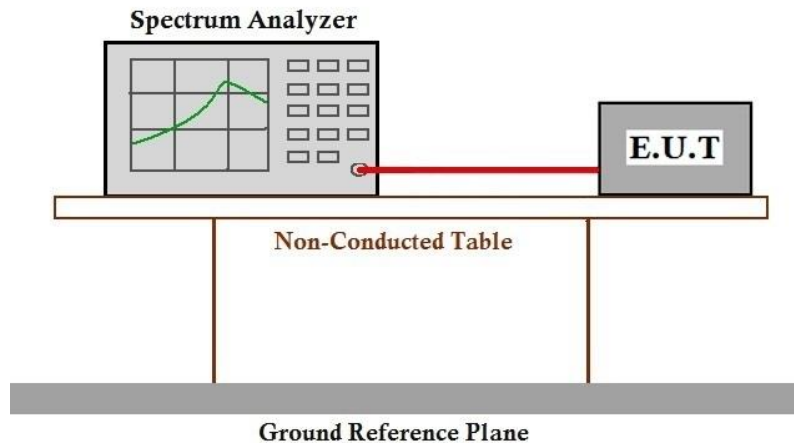
Operating Environment:

Temperature: 26.4 °C Humidity: 54.0 % RH Atmospheric Pressure: 1005 mbar

7.3.2 Test Mode Description

Pre-scan / Final test	Mode Code	Description
Final test	00	TX_non-Hop mode_Keep the EUT in continuously transmitting mode with GFSK modulation, Pi/4DQPSK modulation, 8DPSK modulation. All modes have been tested and only the data of worst case is recorded in the report.
Pre-scan	01	Charge + TX_non-Hop mode_Keep the EUT in charging and continuously transmitting mode with GFSK modulation, Pi/4DQPSK modulation, 8DPSK modulation. All modes have been tested and only the data of worst case is recorded in the report.

7.3.3 Test Setup Diagram



7.3.4 Measurement Procedure and Data

Please Refer to Appendix for Details

7.4 Carrier Frequencies Separation

Test Requirement 47 CFR Part 15, Subpart C 15.247a(1)

Test Method: ANSI C63.10 (2013) Section 7.8.2

Limit:

Frequency hopping systems shall have hopping channel carrier frequencies separated by a minimum of 25 kHz or the 20 dB bandwidth of the hopping channel, whichever is greater. Alternatively, frequency hopping systems operating in the 2400-2483.5 MHz band may have hopping channel carrier frequencies that are separated by 25 kHz or two-thirds of the 20 dB bandwidth of the hopping channel, whichever is greater, provided the systems operate with an output power no greater than 125 mW.

7.4.1 E.U.T. Operation

Operating Environment:

Temperature: 26.4 °C

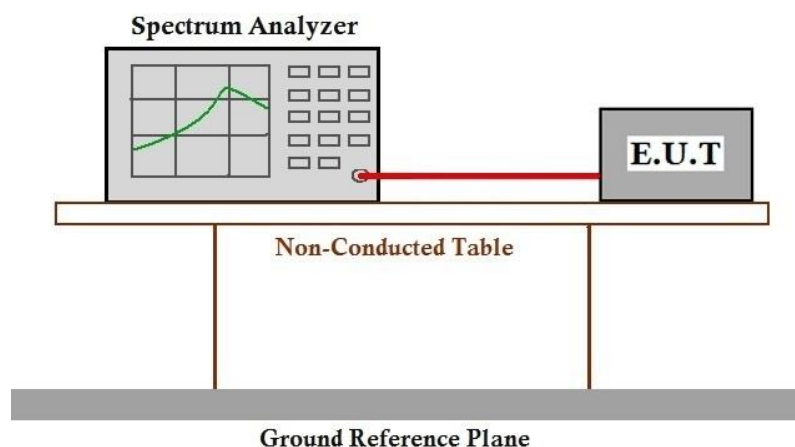
Humidity: 54.3 % RH

Atmospheric Pressure: 1005 mbar

7.4.2 Test Mode Description

Pre-scan / Final test	Mode Code	Description
Final test	02	TX_Hop mode_Keep the EUT in frequency hopping mode with GFSK modulation, Pi/4DQPSK modulation, 8DPSK modulation. All modes have been tested and only the data of worst case is recorded in the report.

7.4.3 Test Setup Diagram



7.4.4 Measurement Procedure and Data

Please Refer to Appendix for Details



7.5 Hopping Channel Number

Test Requirement 47 CFR Part 15, Subpart C 15.247a(1)(iii)

Test Method: ANSI C63.10 (2013) Section 7.8.3

Limit:

Frequency range(MHz)	Number of hopping channels (minimum)
902-928	50 for 20dB bandwidth <250kHz
	25 for 20dB bandwidth ≥250kHz
2400-2483.5	15
5725-5850	75

7.5.1 E.U.T. Operation

Operating Environment:

Temperature: 26.4 °C

Humidity: 54.3 % RH

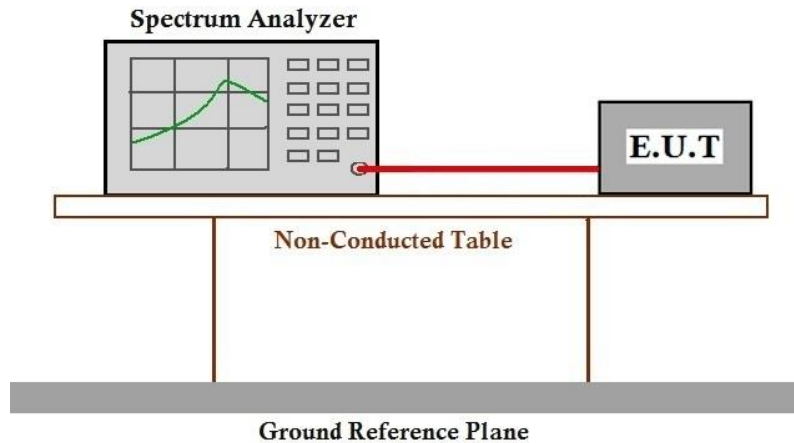
Atmospheric Pressure: 1005 mbar

7.5.2 Test Mode Description

Pre-scan / Final test	Mode Code	Description
Final test	02	TX_Hop mode_Keep the EUT in frequency hopping mode with GFSK modulation, Pi/4DQPSK modulation, 8DPSK modulation. All modes have been tested and only the data of worst case is recorded in the report.



7.5.3 Test Setup Diagram



7.5.4 Measurement Procedure and Data

Please Refer to Appendix for Details



Unless otherwise agreed in writing, this document is issued by the Company subject to its General Conditions of Service printed overleaf, available on request or accessible at <https://www.sgs.com/en/Terms-and-Conditions>. Attention is drawn to the limitation of liability, indemnification and jurisdiction issues defined therein. Any holder of this document is advised that information contained hereon reflects the Company's findings at the time of its intervention only and within the limits of Client's instructions, if any. The Company's sole responsibility is to its Client and this document does not exonerate parties to a transaction from exercising all their rights and obligations under the transaction documents. This document cannot be reproduced except in full, without prior written approval of the Company. Any unauthorized alteration, forgery or falsification of the content or appearance of this document is unlawful and offenders may be prosecuted to the fullest extent of the law. Unless otherwise stated the results shown in this test report refer only to the sample(s) tested and such sample(s) are retained for 30 days only.

Attention: To check the authenticity of testing / inspection report & certificate, please contact us at telephone: (86-755) 8307 1443, or email: CN.Doccheck@sgs.com

SGS-CSTC Standards Technical Services Co., Ltd.
Shenzhen Branch
Inspection & Testing Services

No.1 Workshop, M-10, Middle Section, Science & Technology Park, Nanshan District, Shenzhen, Guangdong, China 518057 t (86-755) 26012053 f (86-755) 26710594 www.sgsgroup.com.cn
中国·广东·深圳市南山区科技园中区M-10栋1号厂房 邮编: 518057 t (86-755) 26012053 f (86-755) 26710594 sgs.china@sgs.com

7.6 Dwell Time

Test Requirement 47 CFR Part 15, Subpart C 15.247a(1)(iii)

Test Method: ANSI C63.10 (2013) Section 7.8.4

Limit:

Frequency(MHz)	Limit
902-928	0.4S within a 20S period(20dB bandwidth<250kHz)
	0.4S within a 10S period(20dB bandwidth≥250kHz)
2400-2483.5	0.4S within a period of 0.4S multiplied by the number of hopping channels
5725-5850	0.4S within a 30S period

7.6.1 E.U.T. Operation

Operating Environment:

Temperature: 26.4 °C

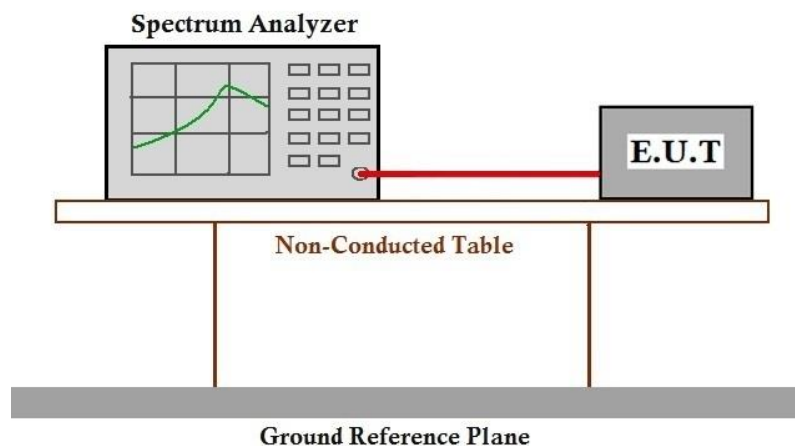
Humidity: 54.3 % RH

Atmospheric Pressure: 1005 mbar

7.6.2 Test Mode Description

Pre-scan / Final test	Mode Code	Description
Final test	02	TX_Hop mode_Keep the EUT in frequency hopping mode with GFSK modulation, Pi/4DQPSK modulation, 8DPSK modulation. All modes have been tested and only the data of worst case is recorded in the report.

7.6.3 Test Setup Diagram



7.6.4 Measurement Procedure and Data

Please Refer to Appendix for Details

7.7 Conducted Band Edges Measurement

Test Requirement 47 CFR Part 15, Subpart C 15.247(d)

Test Method: ANSI C63.10 (2013) Section 7.8.6

Limit:

In any 100 kHz bandwidth outside the frequency band in which the spread spectrum or digitally modulated intentional radiator is operating, the radio frequency power that is produced by the intentional radiator shall be at least 20 dB below that in the 100 kHz bandwidth within the band that contains the highest level of the desired power, based on either an RF conducted or a radiated measurement, provided the transmitter demonstrates compliance with the peak conducted power limits. If the transmitter complies with the conducted power limits based on the use of RMS averaging over a time interval, as permitted under paragraph (b)(3) of this section, the attenuation required under this paragraph shall be 30 dB instead of 20 dB. Attenuation below the general limits specified in §15.209(a) is not required. In addition, radiated emissions which fall in the restricted bands, as defined in §15.205(a), must also comply with the radiated emission limits specified in §15.209(a) (see §15.205(c)).

7.7.1 E.U.T. Operation

Operating Environment:

Temperature: 26.4 °C

Humidity: 54.3 % RH

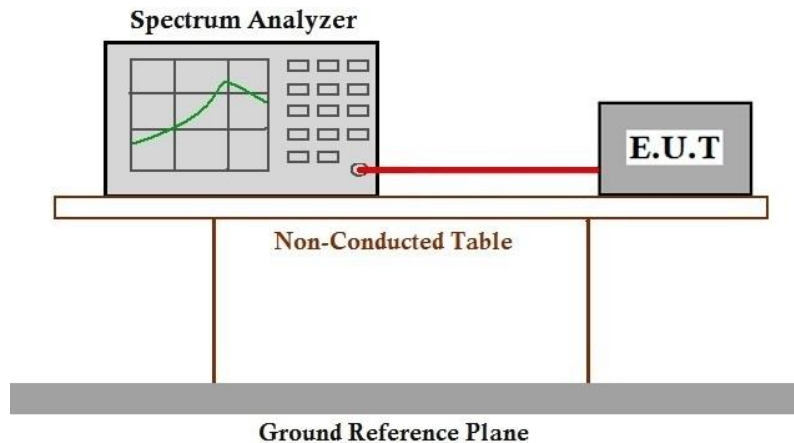
Atmospheric Pressure: 1005 mbar

7.7.2 Test Mode Description

Pre-scan / Final test	Mode Code	Description
Final test	00	TX_non-Hop mode_Keep the EUT in continuously transmitting mode with GFSK modulation, Pi/4DQPSK modulation, 8DPSK modulation. All modes have been tested and only the data of worst case is recorded in the report.
Pre-scan	01	Charge + TX_non-Hop mode_Keep the EUT in charging and continuously transmitting mode with GFSK modulation, Pi/4DQPSK modulation, 8DPSK modulation. All modes have been tested and only the data of worst case is recorded in the report.
Final test	02	TX_Hop mode_Keep the EUT in frequency hopping mode with GFSK modulation, Pi/4DQPSK modulation, 8DPSK modulation. All modes have been tested and only the data of worst case is recorded in the report.



7.7.3 Test Setup Diagram



7.7.4 Measurement Procedure and Data

Please Refer to Appendix for Details



Unless otherwise agreed in writing, this document is issued by the Company subject to its General Conditions of Service printed overleaf, available on request or accessible at <https://www.sgs.com/en/Terms-and-Conditions>. Attention is drawn to the limitation of liability, indemnification and jurisdiction issues defined therein. Any holder of this document is advised that information contained hereon reflects the Company's findings at the time of its intervention only and within the limits of Client's instructions, if any. The Company's sole responsibility is to its Client and this document does not exonerate parties to a transaction from exercising all their rights and obligations under the transaction documents. This document cannot be reproduced except in full, without prior written approval of the Company. Any unauthorized alteration, forgery or falsification of the content or appearance of this document is unlawful and offenders may be prosecuted to the fullest extent of the law. Unless otherwise stated the results shown in this test report refer only to the sample(s) tested and such sample(s) are retained for 30 days only.

Attention: To check the authenticity of testing / inspection report & certificate, please contact us at telephone: (86-755) 8307 1443, or email: CN.Doccheck@sgs.com

7.8 Conducted Spurious Emissions

Test Requirement 47 CFR Part 15, Subpart C 15.247(d)

Test Method: ANSI C63.10 (2013) Section 7.8.8

Limit:

In any 100 kHz bandwidth outside the frequency band in which the spread spectrum or digitally modulated intentional radiator is operating, the radio frequency power that is produced by the intentional radiator shall be at least 20 dB below that in the 100 kHz bandwidth within the band that contains the highest level of the desired power, based on either an RF conducted or a radiated measurement, provided the transmitter demonstrates compliance with the peak conducted power limits. If the transmitter complies with the conducted power limits based on the use of RMS averaging over a time interval, as permitted under paragraph (b)(3) of this section, the attenuation required under this paragraph shall be 30 dB instead of 20 dB. Attenuation below the general limits specified in §15.209(a) is not required. In addition, radiated emissions which fall in the restricted bands, as defined in §15.205(a), must also comply with the radiated emission limits specified in §15.209(a) (see §15.205(c)).

7.8.1 E.U.T. Operation

Operating Environment:

Temperature: 26.4 °C

Humidity: 54.3 % RH

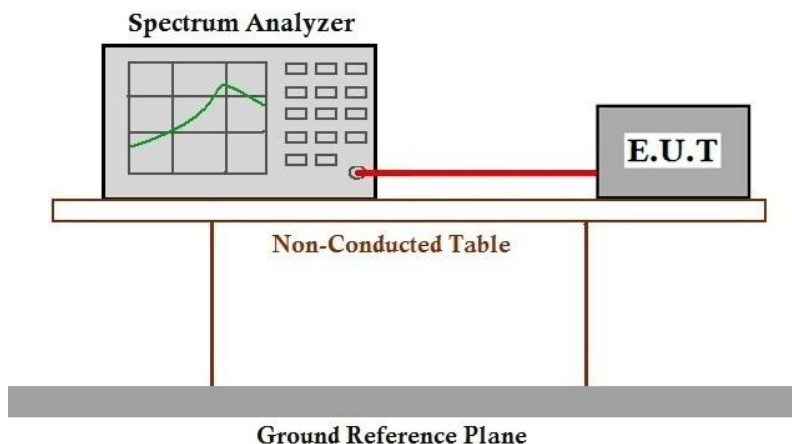
Atmospheric Pressure: 1005 mbar

7.8.2 Test Mode Description

Pre-scan / Final test	Mode Code	Description
Final test	00	TX_non-Hop mode_Keep the EUT in continuously transmitting mode with GFSK modulation, Pi/4DQPSK modulation, 8DPSK modulation. All modes have been tested and only the data of worst case is recorded in the report.
Pre-scan	01	Charge + TX_non-Hop mode_Keep the EUT in charging and continuously transmitting mode with GFSK modulation, Pi/4DQPSK modulation, 8DPSK modulation. All modes have been tested and only the data of worst case is recorded in the report.



7.8.3 Test Setup Diagram



7.8.4 Measurement Procedure and Data

Please Refer to Appendix for Details

7.9 Radiated Emissions which fall in the restricted bands

Test Requirement 47 CFR Part 15, Subpart C 15.205 & 15.209

Test Method: ANSI C63.10 (2013) Section 6.10.5

Measurement Distance: 3m

Limit:

Frequency(MHz)	Field strength(microvolts/meter)	Measurement distance(meters)
0.009-0.490	2400/F(kHz)	300
0.490-1.705	24000/F(kHz)	30
1.705-30.0	30	30
30-88	100	3
88-216	150	3
216-960	200	3
Above 960	500	3

Remark: The emission limits shown in the above table are based on measurements employing a CISPR quasi-peak detector except for the frequency bands 9-90kHz, 110-490kHz and above 1000 MHz. Radiated emission limits in these three bands are based on measurements employing an average detector, the peak field strength of any emission shall not exceed the maximum permitted average limits specified above by more than 20 dB under any condition of modulation.



SGS-CSTC Standards Technical Services Co., Ltd. Shenzhen Branch

SZEMC-TRF-01 Rev. A/0 Aug01,2022

Report No.: SZCR230600177202

Page: 32 of 97

7.9.1 E.U.T. Operation

Operating Environment:

Temperature: 23.6 °C

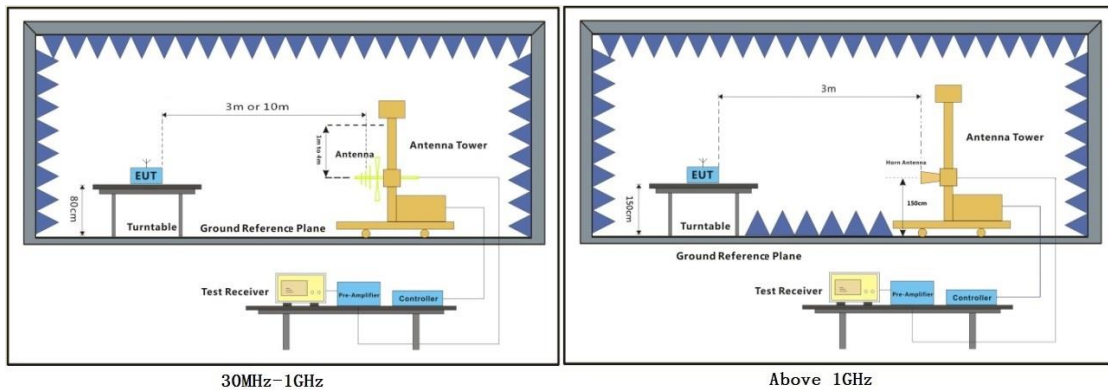
Humidity: 52.8 % RH

Atmospheric Pressure: 1010 mbar

7.9.2 Test Mode Description

Pre-scan / Final test	Mode Code	Description
Pre-scan	00	TX_non-Hop mode_Keep the EUT in continuously transmitting mode with GFSK modulation, Pi/4DQPSK modulation, 8DPSK modulation. All modes have been tested and only the data of worst case is recorded in the report.
Final test	01	Charge + TX_non-Hop mode_Keep the EUT in charging and continuously transmitting mode with GFSK modulation, Pi/4DQPSK modulation, 8DPSK modulation. All modes have been tested and only the data of worst case is recorded in the report.

7.9.3 Test Setup Diagram



SGS-CSTC Standards Technical Services Co., Ltd.
Shenzhen Branch Testing Laboratory

Unless otherwise agreed in writing, this document is issued by the Company subject to its General Conditions of Service printed overleaf, available on request or accessible at <https://www.sgs.com/en/Terms-and-Conditions>. Attention is drawn to the limitation of liability, indemnification and jurisdiction issues defined therein. Any holder of this document is advised that information contained hereon reflects the Company's findings at the time of its intervention only and within the limits of Client's instructions, if any. The Company's sole responsibility is to its Client and this document does not exonerate parties to a transaction from exercising all their rights and obligations under the transaction documents. This document cannot be reproduced except in full, without prior written approval of the Company. Any unauthorized alteration, forgery or falsification of the content or appearance of this document is unlawful and offenders may be prosecuted to the fullest extent of the law. Unless otherwise stated the results shown in this test report refer only to the sample(s) tested and such sample(s) are retained for 30 days only.

Attention: To check the authenticity of testing / inspection report & certificate, please contact us at telephone: (86-755) 8307 1443, or email: CN.Doccheck@sgs.com

No.1 Workshop, M-10, Middle Section, Science & Technology Park, Nanshan District, Shenzhen, Guangdong, China 518057 t (86-755) 26012053 f (86-755) 26710594 www.sgsgroup.com.cn
中国·广东·深圳市南山区科技园中区M-10栋1号厂房 邮编: 518057 t (86-755) 26012053 f (86-755) 26710594 sgs.china@sgs.com

7.9.4 Measurement Procedure and Data

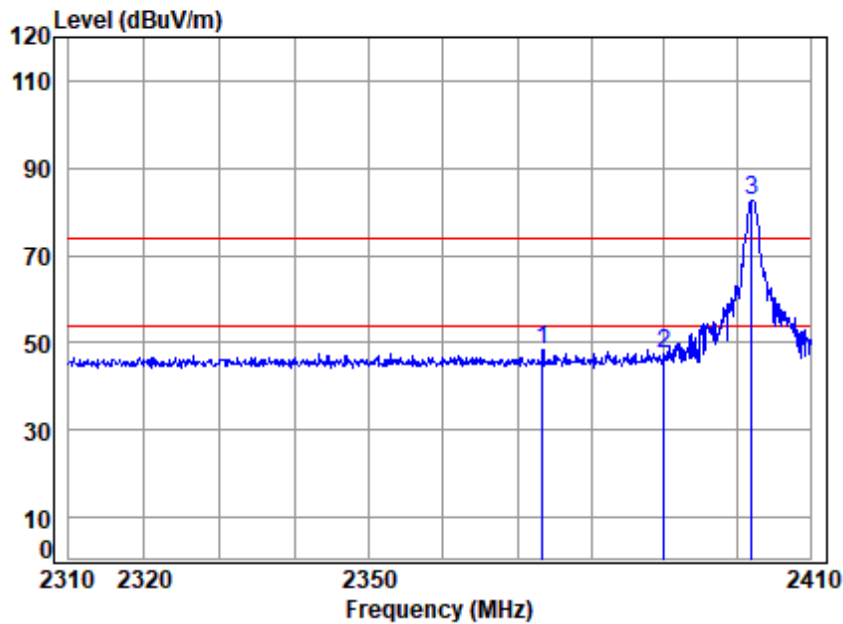
- a. For below 1GHz, the EUT was placed on the top of a rotating table 0.8 meters above the ground at a 3 or 10 meter semi-anechoic chamber. The table was rotated 360 degrees to determine the position of the highest radiation.
- b. For above 1GHz, the EUT was placed on the top of a rotating table 1.5 meters above the ground at a 3 meter fully-anechoic chamber. The table was rotated 360 degrees to determine the position of the highest radiation.
- c. The EUT was set 3 or 10 meters away from the interference-receiving antenna, which was mounted on the top of a variable-height antenna tower.
- d. The antenna height is varied from one meter to four meters above the ground to determine the maximum value of the field strength. Both horizontal and vertical polarizations of the antenna are set to make the measurement.
- e. For each suspected emission, the EUT was arranged to its worst case and then the antenna was tuned to heights from 1 meter to 4 meters (for the test frequency of below 30MHz, the antenna was tuned to heights 1 meter) and the rotatable table was turned from 0 degrees to 360 degrees to find the maximum reading.
- f. The test-receiver system was set to Peak Detect Function and Specified Bandwidth with Maximum Hold Mode.
- g. If the emission level of the EUT in peak mode was 10dB lower than the limit specified, then testing could be stopped and the peak values of the EUT would be reported. Otherwise the emissions that did not have 10dB margin would be re-tested one by one using peak, quasi-peak or average method as specified and then reported in a data sheet.
- h. Test the EUT in the lowest channel, the middle channel, the Highest channel.
- i. The radiation measurements are performed in X, Y, Z axis positioning for Transmitting mode, and found the X axis positioning which it is the worst case.
- j. Repeat above procedures until all frequencies measured was complete.

Remark 1: Level= Read Level+ Cable Loss+ Antenna Factor- Preamp Factor

Remark 2: For frequencies above 1GHz, the field strength limits are based on average limits. However, the peak field strength of any emission shall not exceed the maximum permitted average limits specified above by more than 20 dB under any condition of modulation. For the emissions whose peak level is lower than the average limit, only the peak measurement is shown in the report.



Test Mode: 01; Polarity: Horizontal; Modulation:GFSK; Channel:Low



Site : chamber
Condition: 3m HORIZONTAL
Job No : 01772HS
Mode : 2402 Bandedge
Note : BT

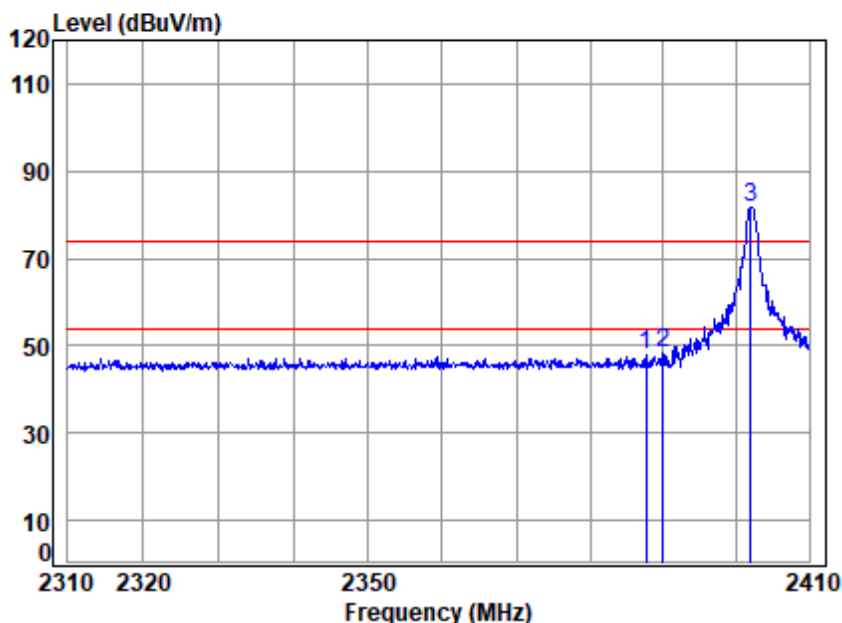
		Cable	Ant	Preamp	Read	Limit	Over	
	Freq	Loss	Factor	Factor	Level	Line	Limit	Remark
	MHz	dB	dB/m	dB	dBuV	dBuV/m	dBuV/m	dB
1	2373.41	4.23	28.69	39.21	54.75	48.46	74.00	-25.54 peak
2	2390.00	4.25	28.76	39.22	53.76	47.55	74.00	-26.45 peak
3	2402.00	4.26	28.81	39.23	88.93	82.77	74.00	8.77 peak



Unless otherwise agreed in writing, this document is issued by the Company subject to its General Conditions of Service printed overleaf, available on request or accessible at <https://www.sgs.com/en/Terms-and-Conditions>. Attention is drawn to the limitation of liability, indemnification and jurisdiction issues defined therein. Any holder of this document is advised that information contained hereon reflects the Company's findings at the time of its intervention only and within the limits of Client's instructions, if any. The Company's sole responsibility is to its Client and this document does not exonerate parties to a transaction from exercising all their rights and obligations under the transaction documents. This document cannot be reproduced except in full, without prior written approval of the Company. Any unauthorized alteration, forgery or falsification of the content or appearance of this document is unlawful and offenders may be prosecuted to the fullest extent of the law. Unless otherwise stated the results shown in this test report refer only to the sample(s) tested and such sample(s) are retained for 30 days only.

Attention: To check the authenticity of testing /inspection report & certificate, please contact us at telephone: (86-755) 8307 1443, or email: CN.Doccheck@sgs.com

Test Mode: 01; Polarity: Vertical; Modulation:GFSK; Channel:Low

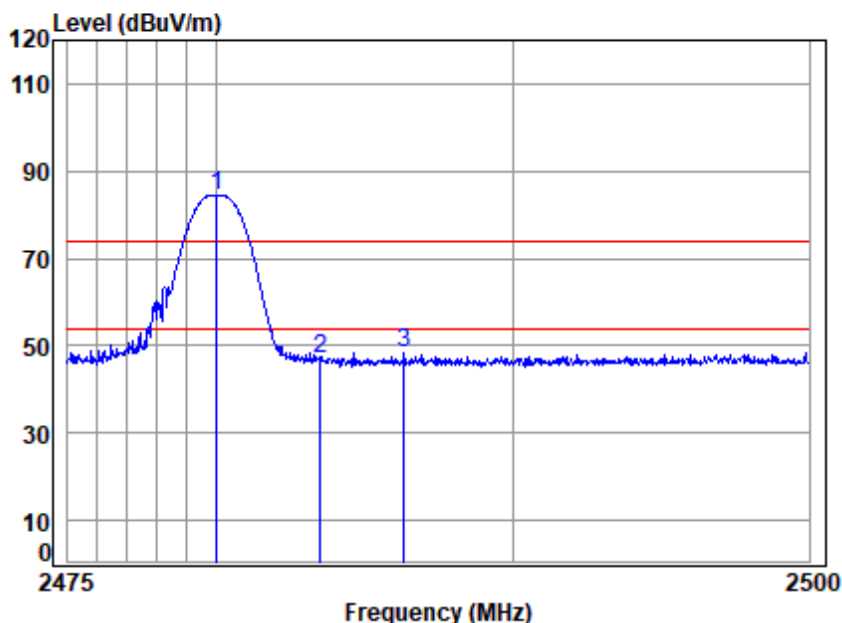


Site : chamber
Condition: 3m VERTICAL
Job No : 01772HS
Mode : 2402 Bandedge
Note : BT

		Cable	Ant	Preamp	Read	Limit	Over	
	Freq	Loss	Factor	Factor	Level	Level	Line	Limit Remark
	MHz	dB	dB/m	dB	dBuV	dBuV/m	dBuV/m	dB
1	2387.64	4.25	28.75	39.22	54.30	48.08	74.00	-25.92 peak
2	2390.00	4.25	28.76	39.22	54.49	48.28	74.00	-25.72 peak
3	2402.00	4.26	28.81	39.23	88.02	81.86	74.00	7.86 peak



Test Mode: 01; Polarity: Horizontal; Modulation:GFSK; Channel:High



Site : chamber
Condition: 3m HORIZONTAL
Job No : 01772HS
Mode : 2480 Bandedge
Note : BT

		Cable	Ant	Preamp	Read	Limit	Over	
	Freq	Loss	Factor	Factor	Level	Level	Line	Limit Remark
	MHz	dB	dB/m	dB	dBuV	dBuV/m	dBuV/m	dB
1	2480.00	4.34	29.28	39.27	90.27	84.62	74.00	10.62 peak
2	2483.50	4.34	29.30	39.27	52.75	47.12	74.00	-26.88 peak
3	2486.32	4.35	29.32	39.27	54.06	48.46	74.00	-25.54 peak



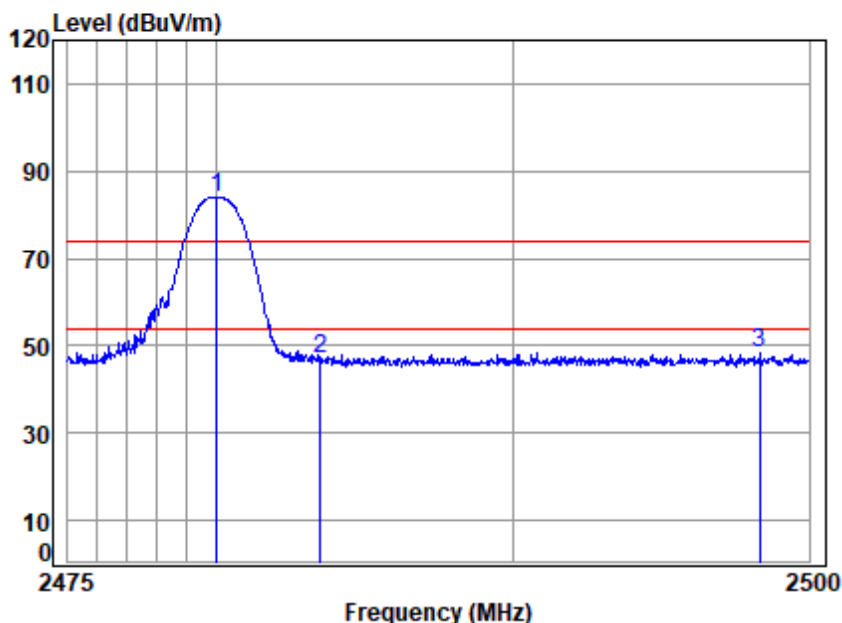
SGS-CSTC Standards Technical Services Co., Ltd. Shenzhen Branch

SZEMC-TRF-01 Rev. A/0 Aug01,2022

Report No.: SZCR230600177202

Page: 37 of 97

Test Mode: 01; Polarity: Vertical; Modulation:GFSK; Channel:High



Site : chamber
Condition: 3m VERTICAL
Job No : 01772HS
Mode : 2480 Band edge
Note : BT

		Cable	Ant	Preamp	Read	Limit	Over	
	Freq	Loss	Factor	Factor	Level	Line	Limit	Remark
	MHz	dB	dB/m	dB	dBuV	dBuV/m	dBuV/m	dB
1	2480.00	4.34	29.28	39.27	89.65	84.00	74.00	10.00 Peak
2	2483.50	4.34	29.30	39.27	52.50	46.87	74.00	-27.13 Peak
3	2498.32	4.36	29.39	39.27	53.95	48.43	74.00	-25.57 Peak



SGS-CSTC Standards Technical Services Co., Ltd.
Shenzhen Branch

Unless otherwise agreed in writing, this document is issued by the Company subject to its General Conditions of Service printed overleaf, available on request or accessible at <https://www.sgs.com/en/Terms-and-Conditions>. Attention is drawn to the limitation of liability, indemnification and jurisdiction issues defined therein. Any holder of this document is advised that information contained hereon reflects the Company's findings at the time of its intervention only and within the limits of Client's instructions, if any. The Company's sole responsibility is to its Client and this document does not exonerate parties to a transaction from exercising all their rights and obligations under the transaction documents. This document cannot be reproduced except in full, without prior written approval of the Company. Any unauthorized alteration, forgery or falsification of the content or appearance of this document is unlawful and offenders may be prosecuted to the fullest extent of the law. Unless otherwise stated the results shown in this test report refer only to the sample(s) tested and such sample(s) are retained for 30 days only.

Attention: To check the authenticity of testing /inspection report & certificate, please contact us at telephone: (86-755) 8307 1443, or email: CN.Doccheck@sgs.com
No.1 Workshop, M-10, Middle Section, Science & Technology Park, Nanshan District, Shenzhen, Guangdong, China 518057 t (86-755) 26012053 f (86-755) 26710594 www.sgsgroup.com.cn
中国·广东·深圳市南山区科技园中区M-10栋1号厂房 邮编: 518057 t (86-755) 26012053 f (86-755) 26710594 sgs.china@sgs.com

7.10 Radiated Spurious Emissions Below 1GHz

Test Requirement 47 CFR Part 15, Subpart C 15.205 & 15.209

Test Method: ANSI C63.10 (2013) Section 6.4,6.5

Measurement Distance: 3m

Limit:

Frequency(MHz)	Field strength(microvolts/meter)	Measurement distance(meters)
0.009-0.490	2400/F(kHz)	300
0.490-1.705	24000/F(kHz)	30
1.705-30.0	30	30
30-88	100	3
88-216	150	3
216-960	200	3
960-1000	500	3

7.10.1 E.U.T. Operation

Operating Environment:

Temperature: 20.4 °C

Humidity: 51.3 % RH

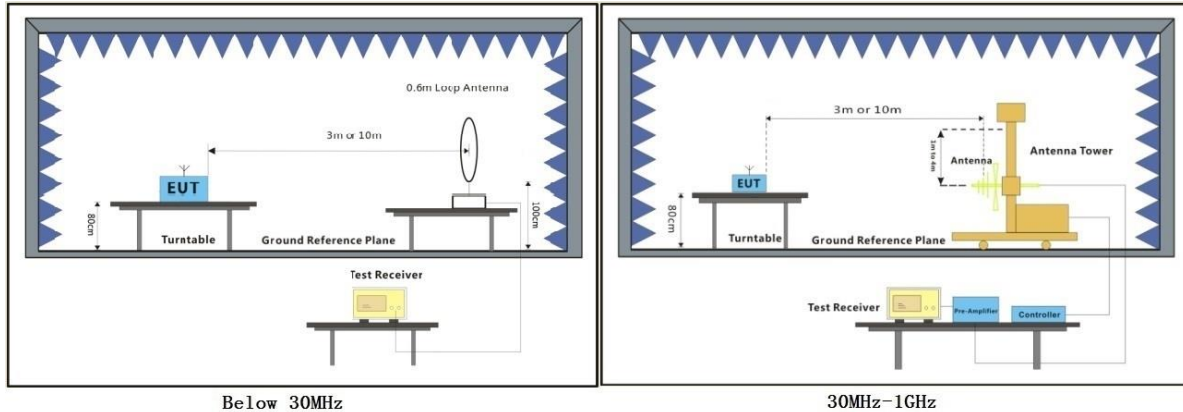
Atmospheric Pressure: 1005 mbar

7.10.2 Test Mode Description

Pre-scan / Final test	Mode Code	Description
Pre-scan	00	TX_non-Hop mode_Keep the EUT in continuously transmitting mode with GFSK modulation, Pi/4DQPSK modulation, 8DPSK modulation. All modes have been tested and only the data of worst case is recorded in the report.
Final test	01	Charge + TX_non-Hop mode_Keep the EUT in charging and continuously transmitting mode with GFSK modulation, Pi/4DQPSK modulation, 8DPSK modulation. All modes have been tested and only the data of worst case is recorded in the report.



7.10.3 Test Setup Diagram



7.10.4 Measurement Procedure and Data

- For below 1GHz, the EUT was placed on the top of a rotating table 0.8 meters above the ground at a 3 or 10 meter semi-anechoic chamber. The table was rotated 360 degrees to determine the position of the highest radiation.
- The EUT was set 3 or 10 meters away from the interference-receiving antenna, which was mounted on the top of a variable-height antenna tower.
- The antenna height is varied from one meter to four meters above the ground to determine the maximum value of the field strength. Both horizontal and vertical polarizations of the antenna are set to make the measurement.
- For each suspected emission, the EUT was arranged to its worst case and then the antenna was tuned to heights from 1 meter to 4 meters (for the test frequency of below 30MHz, the antenna was tuned to heights 1 meter) and the rotatable table was turned from 0 degrees to 360 degrees to find the maximum reading.
- The test-receiver system was set to Peak Detect Function and Specified Bandwidth with Maximum Hold Mode.
- If the emission level of the EUT in peak mode was 10dB lower than the limit specified, then testing could be stopped and the peak values of the EUT would be reported. Otherwise the emissions that did not have 10dB margin would be re-tested one by one using quasi-peak method as specified and then reported in a data sheet.
- Test the EUT in the lowest channel, the middle channel, the Highest channel.
- The radiation measurements are performed in X, Y, Z axis positioning for Transmitting mode, and found the X axis positioning which it is the worst case.
- Repeat above procedures until all frequencies measured was complete.

Remark:

- Level= Read Level+ Cable Loss+ Antenna Factor- Preamp Factor
- Scan from 9kHz to 30MHz, the disturbance below 30MHz was very low. The points marked on above plots are the highest emissions could be found when testing, so only above points had been displayed. The amplitude of spurious emissions from the radiator which are attenuated more than 20dB below the limit need not be reported.
- The disturbance below 1GHz was very low and the harmonics were the highest point could be found when testing, so only the above harmonics had been displayed.



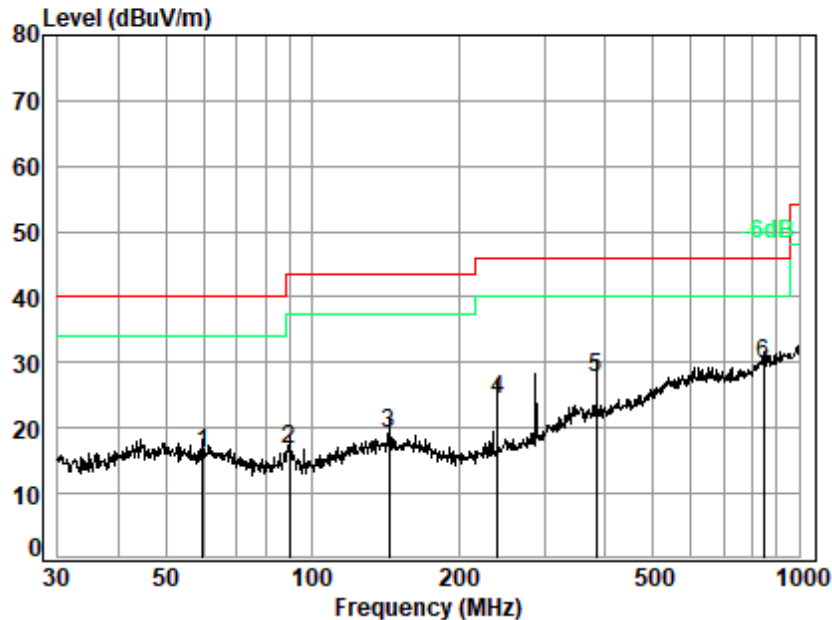
SGS-CSTC Standards Technical Services Co., Ltd. Shenzhen Branch

SZEMC-TRF-01 Rev. A/0 Aug01,2022

Report No.: SZCR230600177202

Page: 40 of 97

Test Mode: 01; Polarity: Horizontal



Site : chamber
Condition: 3m HORIZONTAL
Job No : 01772HS
Mode : 01

		Cable	Ant	Preamp	Read		Limit	Over	
	Freq	Loss	Factor	Factor	Level	Level	Line	Limit	Remark
	MHz	dB	dB/m	dB	dBuV	dBuV/m	dBuV/m	dB	
1	59.65	0.27	16.74	25.84	25.10	16.27	40.00	-23.73	QP
2	89.90	0.67	13.60	25.81	28.33	16.79	43.50	-26.71	QP
3	143.83	0.95	17.63	25.57	26.15	19.16	43.50	-24.34	QP
4	239.99	0.82	16.38	25.24	32.43	24.39	46.00	-21.61	QP
5	383.93	1.63	20.44	25.17	30.67	27.57	46.00	-18.43	QP
6	845.09	2.91	27.85	26.58	25.54	29.72	46.00	-16.28	QP

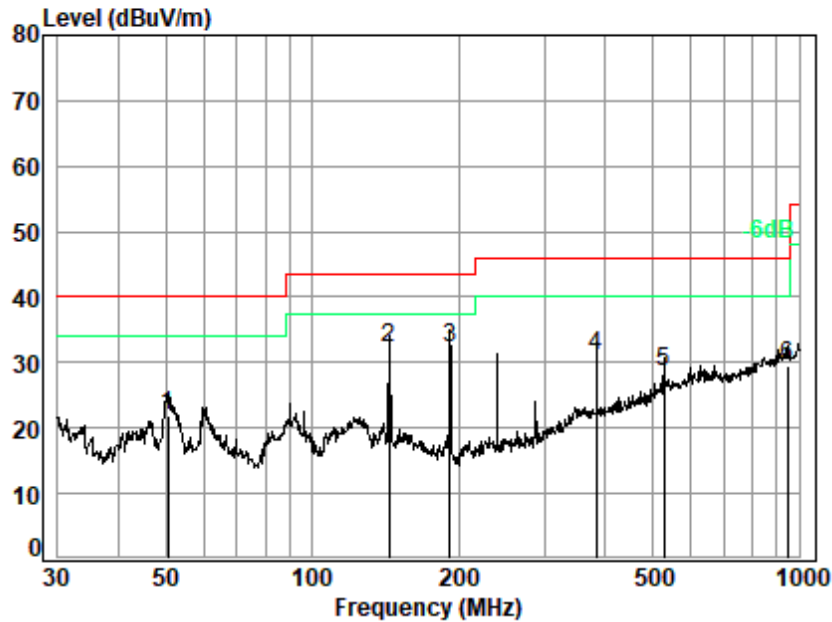


SGS-CSTC Standards Technical Services Co., Ltd.
Shenzhen Branch (SZEMC) Laboratory

Unless otherwise agreed in writing, this document is issued by the Company subject to its General Conditions of Service printed overleaf, available on request or accessible at <https://www.sgs.com/en/Terms-and-Conditions>. Attention is drawn to the limitation of liability, indemnification and jurisdiction issues defined therein. Any holder of this document is advised that information contained hereon reflects the Company's findings at the time of its intervention only and within the limits of Client's instructions, if any. The Company's sole responsibility is to its Client and this document does not exonerate parties to a transaction from exercising all their rights and obligations under the transaction documents. This document cannot be reproduced except in full, without prior written approval of the Company. Any unauthorized alteration, forgery or falsification of the content or appearance of this document is unlawful and offenders may be prosecuted to the fullest extent of the law. Unless otherwise stated the results shown in this test report refer only to the sample(s) tested and such sample(s) are retained for 30 days only.

Attention: To check the authenticity of testing /inspection report & certificate, please contact us at telephone: (86-755) 8307 1443, or email: CN.Doccheck@sgs.com
No.1 Workshop, M-10, Middle Section, Science & Technology Park, Nanshan District, Shenzhen, Guangdong, China 518057 t (86-755) 26012053 f (86-755) 26710594 www.sgsgroup.com.cn
中国·广东·深圳市南山区科技园中区M-10栋1号厂房 邮编: 518057 t (86-755) 26012053 f (86-755) 26710594 sgs.china@sgs.com

Test Mode: 01; Polarity: Vertical



Site : chamber
Condition: 3m VERTICAL
Job No : 01772HS
Mode : 01

		Cable	Ant	Preamp	Read	Limit	Over	
	Freq	Loss	Factor	Factor	Level	Level	Line	Limit Remark
	MHz	dB	dB/m	dB	dBuV	dBuV/m	dBuV/m	dB
1	50.41	0.21	17.37	25.86	30.22	21.94	40.00	-18.06 QP
2	143.83	0.95	17.63	25.57	39.18	32.19	43.50	-11.31 QP
3	191.75	0.68	15.37	25.39	41.46	32.12	43.50	-11.38 QP
4	383.93	1.63	20.44	25.17	34.18	31.08	46.00	-14.92 QP
5	528.25	1.66	23.51	25.26	28.70	28.61	46.00	-17.39 QP
6	945.44	2.20	29.36	26.33	24.23	29.46	46.00	-16.54 QP



7.11 Radiated Spurious Emissions Above 1GHz

Test Requirement 47 CFR Part 15, Subpart C 15.205 & 15.209

Test Method: ANSI C63.10 (2013) Section 6.6

Measurement Distance: 3m

Limit:

Frequency(MHz)	Field strength(microvolts/meter)	Measurement distance(meters)
Above 1000	500	3

7.11.1 E.U.T. Operation

Operating Environment:

Temperature: 23.5 °C

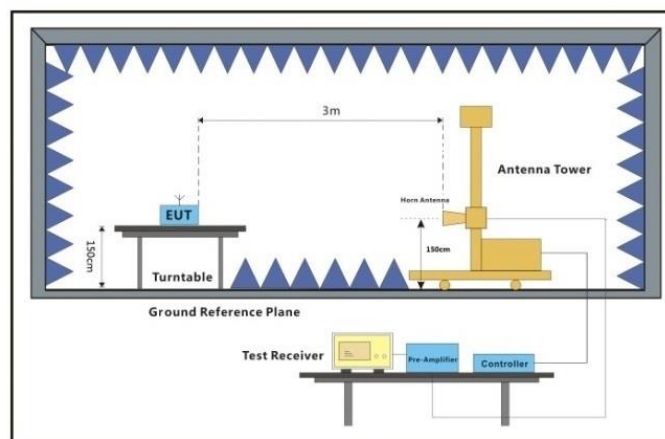
Humidity: 52.9 % RH

Atmospheric Pressure: 1010 mbar

7.11.2 Test Mode Description

Pre-scan / Final test	Mode Code	Description
Pre-scan	00	TX_non-Hop mode_Keep the EUT in continuously transmitting mode with GFSK modulation, Pi/4DQPSK modulation, 8DPSK modulation. All modes have been tested and only the data of worst case is recorded in the report.
Final test	01	Charge + TX_non-Hop mode_Keep the EUT in charging and continuously transmitting mode with GFSK modulation, Pi/4DQPSK modulation, 8DPSK modulation. All modes have been tested and only the data of worst case is recorded in the report.

7.11.3 Test Setup Diagram



Above 1GHz



7.11.4 Measurement Procedure and Data

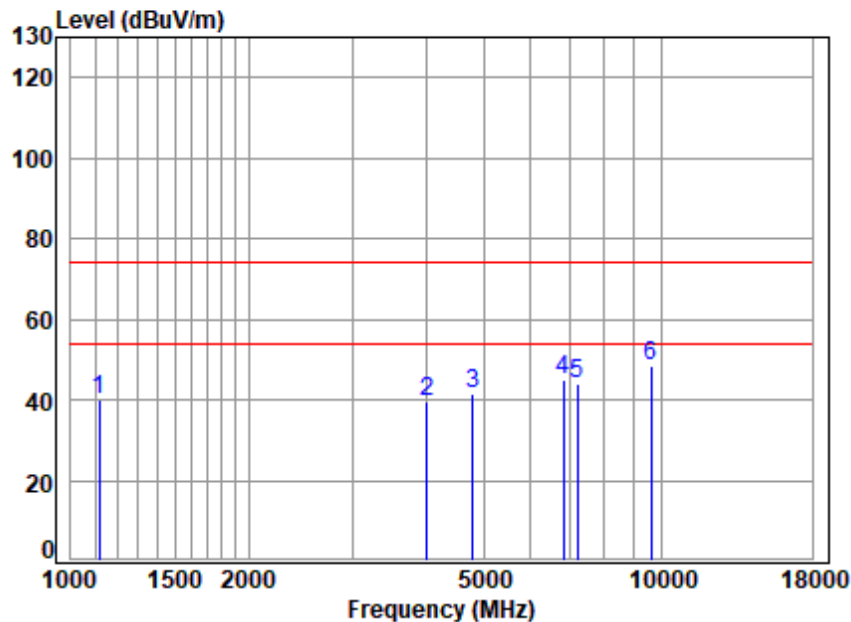
- a. For above 1GHz, the EUT was placed on the top of a rotating table 1.5 meters above the ground at a 3 meter fully-anechoic chamber. The table was rotated 360 degrees to determine the position of the highest radiation.
- b. The EUT was set 3 meters away from the interference-receiving antenna, which was mounted on the top of a variable-height antenna tower.
- c. The antenna height is varied from one meter to four meters above the ground to determine the maximum value of the field strength. Both horizontal and vertical polarizations of the antenna are set to make the measurement.
- d. For each suspected emission, the EUT was arranged to its worst case and then the antenna was tuned to heights from 1 meter to 4 meters (for the test frequency of below 30MHz, the antenna was tuned to heights 1 meter) and the rotatable table was turned from 0 degrees to 360 degrees to find the maximum reading.
- e. The test-receiver system was set to Peak Detect Function and Specified Bandwidth with Maximum Hold Mode.
- f. If the emission level of the EUT in peak mode was 10dB lower than the limit specified, then testing could be stopped and the peak values of the EUT would be reported. Otherwise the emissions that did not have 10dB margin would be re-tested one by one using peak or average method as specified and then reported in a data sheet.
- g. Test the EUT in the lowest channel, the middle channel, the Highest channel.
- h. The radiation measurements are performed in X, Y, Z axis positioning for Transmitting mode, and found the X axis positioning which it is the worst case.
- i. Repeat above procedures until all frequencies measured was complete.

Remark:

1. Level= Read Level+ Cable Loss+ Antenna Factor- Preamp Factor
2. Scan from 1GHz to 25GHz, the disturbance above 18GHz was very low. The points marked on above plots are the highest emissions could be found when testing, so only above points had been displayed. The amplitude of spurious emissions from the radiator which are attenuated more than 20dB below the limit need not be reported.
3. As shown in this section, for frequencies above 1GHz, the field strength limits are based on average limits. However, the peak field strength of any emission shall not exceed the maximum permitted average limits specified above by more than 20 dB under any condition of modulation. For the emissions whose peak level is lower than the average limit, only the peak measurement is shown in the report.



Test Mode: 01; Polarity: Horizontal; Modulation:GFSK; Channel:Low

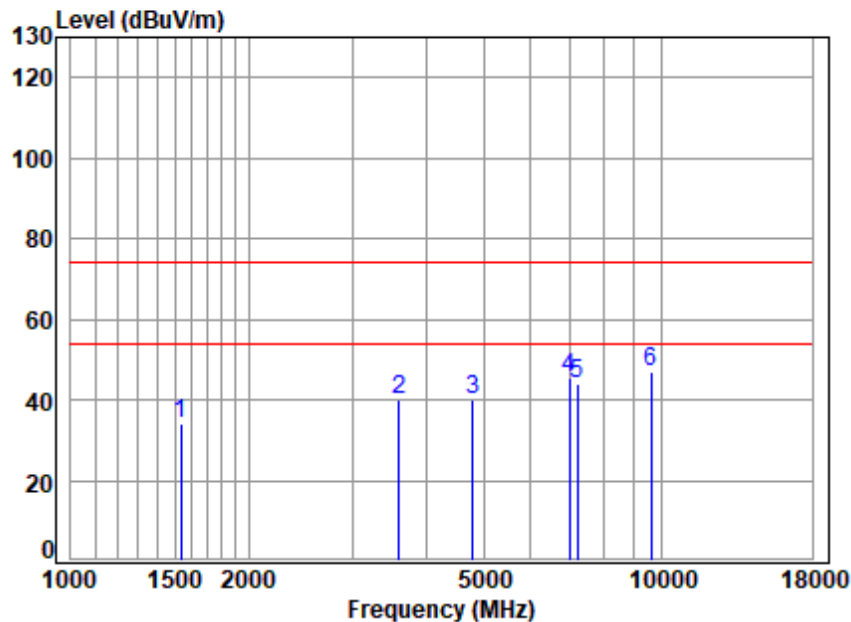


Site : chamber
Condition: 3m HORIZONTAL
Job No : 01772HS
Mode : 2402 TX RSE
Note : BT

	Freq	Cable Loss	Ant Factor	Preamp Factor	Read Level	Level	Limit Line	Over Limit	Remark
	MHz	dB	dB/m	dB	dBuV	dBuV/m	dBuV/m	dB	
1	1119.32	2.66	24.08	38.50	51.80	40.04	74.00	-33.96	peak
2	4004.34	6.28	32.72	40.30	40.79	39.49	74.00	-34.51	peak
3	4804.00	7.04	33.82	40.87	41.64	41.63	74.00	-32.37	peak
4	6835.28	8.30	35.57	40.72	41.88	45.03	74.00	-28.97	peak
5	7206.00	8.52	35.80	40.47	40.38	44.23	74.00	-29.77	peak
6	9608.00	10.39	37.10	37.05	38.05	48.49	74.00	-25.51	peak



Test Mode: 01; Polarity: Vertical; Modulation:GFSK; Channel:Low



Site : chamber
Condition: 3m VERTICAL
Job No : 01772HS
Mode : 2402 TX RSE
Note : BT

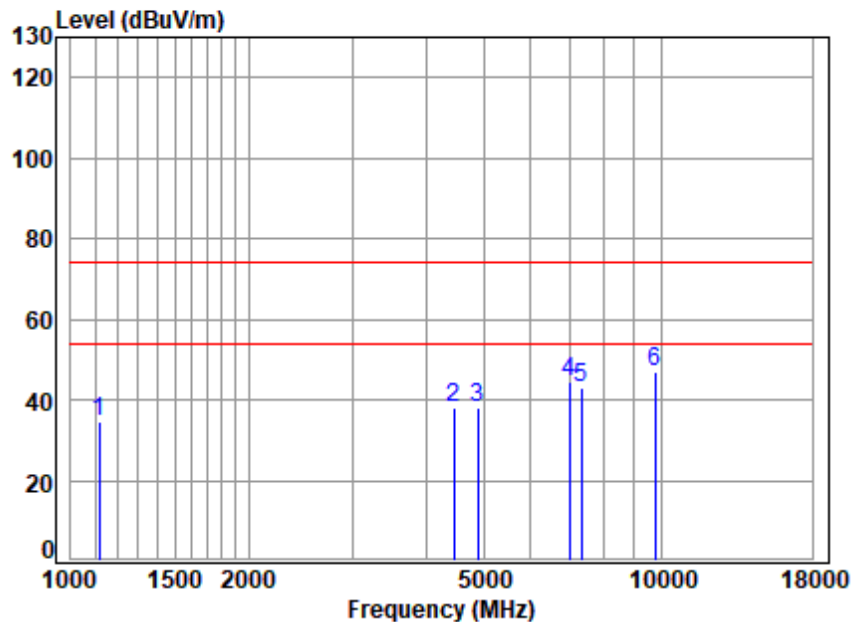
		Cable	Ant	Preamp	Read	Limit	Over	
	Freq	Loss	Factor	Factor	Level	Level	Line	Limit Remark
	MHz	dB	dB/m	dB	dBuV	dBuV/m	dBuV/m	dB
1	1538.28	3.29	25.78	38.77	44.02	34.32	74.00	-39.68 peak
2	3598.20	5.74	31.90	40.01	42.46	40.09	74.00	-33.91 peak
3	4804.00	7.04	33.82	40.87	39.91	39.90	74.00	-34.10 peak
4	6995.17	8.32	35.79	40.60	41.89	45.40	74.00	-28.60 peak
5	7206.00	8.52	35.80	40.47	40.10	43.95	74.00	-30.05 peak
6	9608.00	10.39	37.10	37.05	36.64	47.08	74.00	-26.92 peak



Unless otherwise agreed in writing, this document is issued by the Company subject to its General Conditions of Service printed overleaf, available on request or accessible at <https://www.sgs.com/en/Terms-and-Conditions>. Attention is drawn to the limitation of liability, indemnification and jurisdiction issues defined therein. Any holder of this document is advised that information contained hereon reflects the Company's findings at the time of its intervention only and within the limits of Client's instructions, if any. The Company's sole responsibility is to its Client and this document does not exonerate parties to a transaction from exercising all their rights and obligations under the transaction documents. This document cannot be reproduced except in full, without prior written approval of the Company. Any unauthorized alteration, forgery or falsification of the content or appearance of this document is unlawful and offenders may be prosecuted to the fullest extent of the law. Unless otherwise stated the results shown in this test report refer only to the sample(s) tested and such sample(s) are retained for 30 days only.

Attention: To check the authenticity of testing /inspection report & certificate, please contact us at telephone: (86-755) 8307 1443, or email: CN.Doccheck@sgs.com

Test Mode: 01; Polarity: Horizontal; Modulation:GFSK; Channel:middle

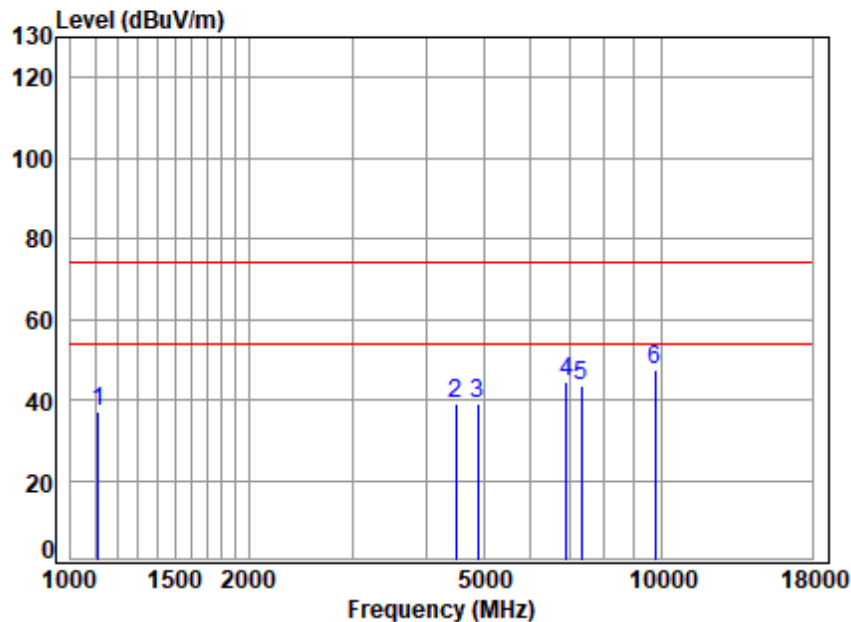


Site : chamber
Condition: 3m VERTICAL
Job No : 01772HS
Mode : 2441 TX RSE
Note : BT

	Freq	Cable Loss	Ant Factor	Preamp Factor	Read Level	Level	Limit Line	Over Limit	Remark
	MHz	dB	dB/m	dB	dBuV	dBuV/m	dBuV/m	dB	
1	1119.32	2.66	24.08	38.50	46.35	34.59	74.00	-39.41	peak
2	4456.32	6.73	33.50	40.64	38.65	38.24	74.00	-35.76	peak
3	4882.00	7.11	34.06	40.93	37.58	37.82	74.00	-36.18	peak
4	6995.17	8.32	35.79	40.60	41.14	44.65	74.00	-29.35	peak
5	7323.00	8.62	35.90	40.40	38.95	43.07	74.00	-30.93	peak
6	9764.00	10.45	37.20	36.79	36.16	47.02	74.00	-26.98	peak



Test Mode: 01; Polarity: Vertical; Modulation:GFSK; Channel:middle

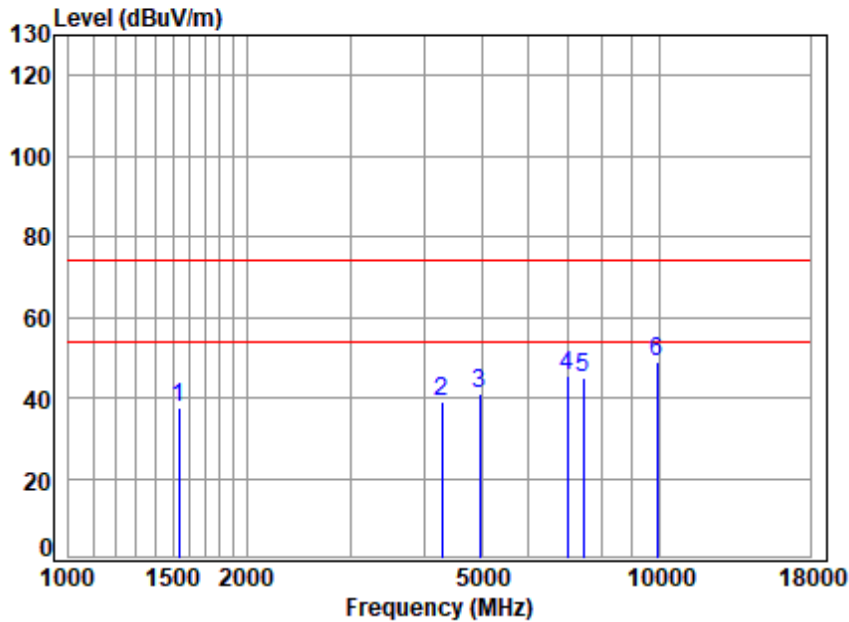


Site : chamber
Condition: 3m HORIZONTAL
Job No : 01772HS
Mode : 2441 TX RSE
Note : BT

	Freq	Cable Loss	Ant Factor	Preamp Factor	Read Level	Level	Limit	Over Limit	Remark
	MHz	dB	dB/m	dB	dBuV	dBuV/m	dBuV/m	dB	
1	1112.87	2.65	24.05	38.49	48.75	36.96	74.00	-37.04	peak
2	4495.13	6.77	33.50	40.67	39.41	39.01	74.00	-34.99	peak
3	4882.00	7.11	34.06	40.93	38.85	39.09	74.00	-34.91	peak
4	6914.76	8.31	35.63	40.66	41.22	44.50	74.00	-29.50	peak
5	7323.00	8.62	35.90	40.40	39.40	43.52	74.00	-30.48	peak
6	9764.00	10.45	37.20	36.79	36.40	47.26	74.00	-26.74	peak



Test Mode: 01; Polarity: Horizontal; Modulation:GFSK; Channel:High

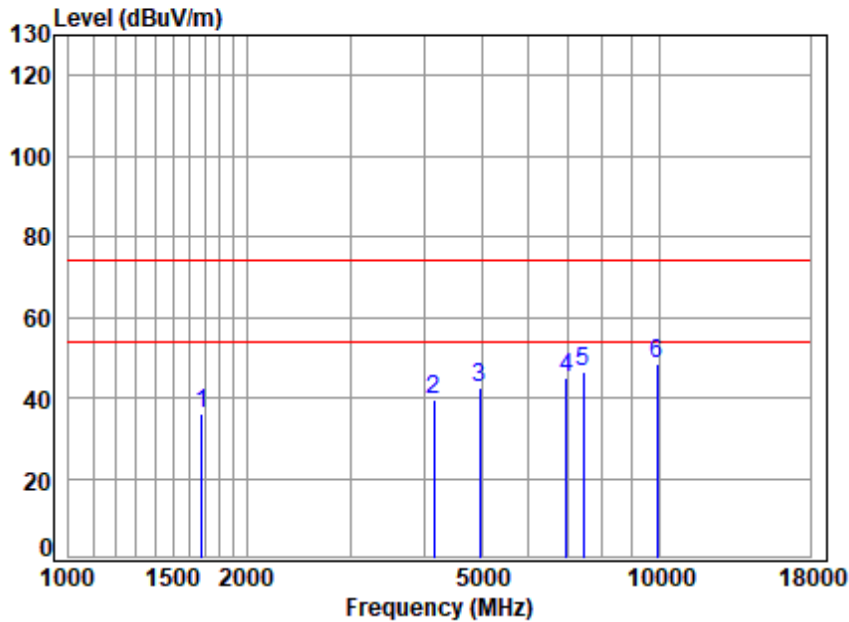


Site : chamber
Condition: 3m HORIZONTAL
Job No : 01772HS
Mode : 2480 TX RSE
Note : BT

	Freq	Cable Loss	Ant Factor	Preamp Factor	Read Level	Level	Limit	Over Limit	Remark
	MHz	dB	dB/m	dB	dBuV	dBuV/m	dBuV/m	dB	
1	1538.28	3.29	25.78	38.77	47.48	37.78	74.00	-36.22	peak
2	4279.59	6.56	33.60	40.51	39.65	39.30	74.00	-34.70	peak
3	4960.00	7.18	34.22	40.97	40.41	40.84	74.00	-33.16	peak
4	6995.17	8.32	35.79	40.60	41.82	45.33	74.00	-28.67	peak
5	7440.00	8.73	35.90	40.33	40.46	44.76	74.00	-29.24	peak
6	9920.00	10.52	37.30	36.53	37.56	48.85	74.00	-25.15	peak



Test Mode: 01; Polarity: Vertical; Modulation:GFSK; Channel:High



Site : chamber
Condition: 3m VERTICAL
Job No : 01772HS
Mode : 2480 TX RSE
Note : BT

	Freq	Cable Loss	Ant Factor	Preamp Factor	Read Level	Level	Limit	Over Limit	Remark
	MHz	dB	dB/m	dB	dBuV	dBuV/m	dBuV/m	dB	
1	1677.62	3.46	26.76	38.85	44.62	35.99	74.00	-38.01	peak
2	4157.66	6.44	33.15	40.42	40.42	39.59	74.00	-34.41	peak
3	4960.00	7.18	34.22	40.97	41.97	42.40	74.00	-31.60	peak
4	6954.85	8.31	35.71	40.63	41.61	45.00	74.00	-29.00	peak
5	7440.00	8.73	35.90	40.33	41.93	46.23	74.00	-27.77	peak
6	9920.00	10.52	37.30	36.53	37.32	48.61	74.00	-25.39	peak



8 Test Setup Photo

Refer to Appendix - Test Setup Photo for SZCR2306001772HS

9 EUT Constructional Details (EUT Photos)

Refer to Appendix – External and Internal Photos for SZCR2306001772HS

10 Appendix

1. Bandwidth

1.1 OBW

1.1.1 Test Result

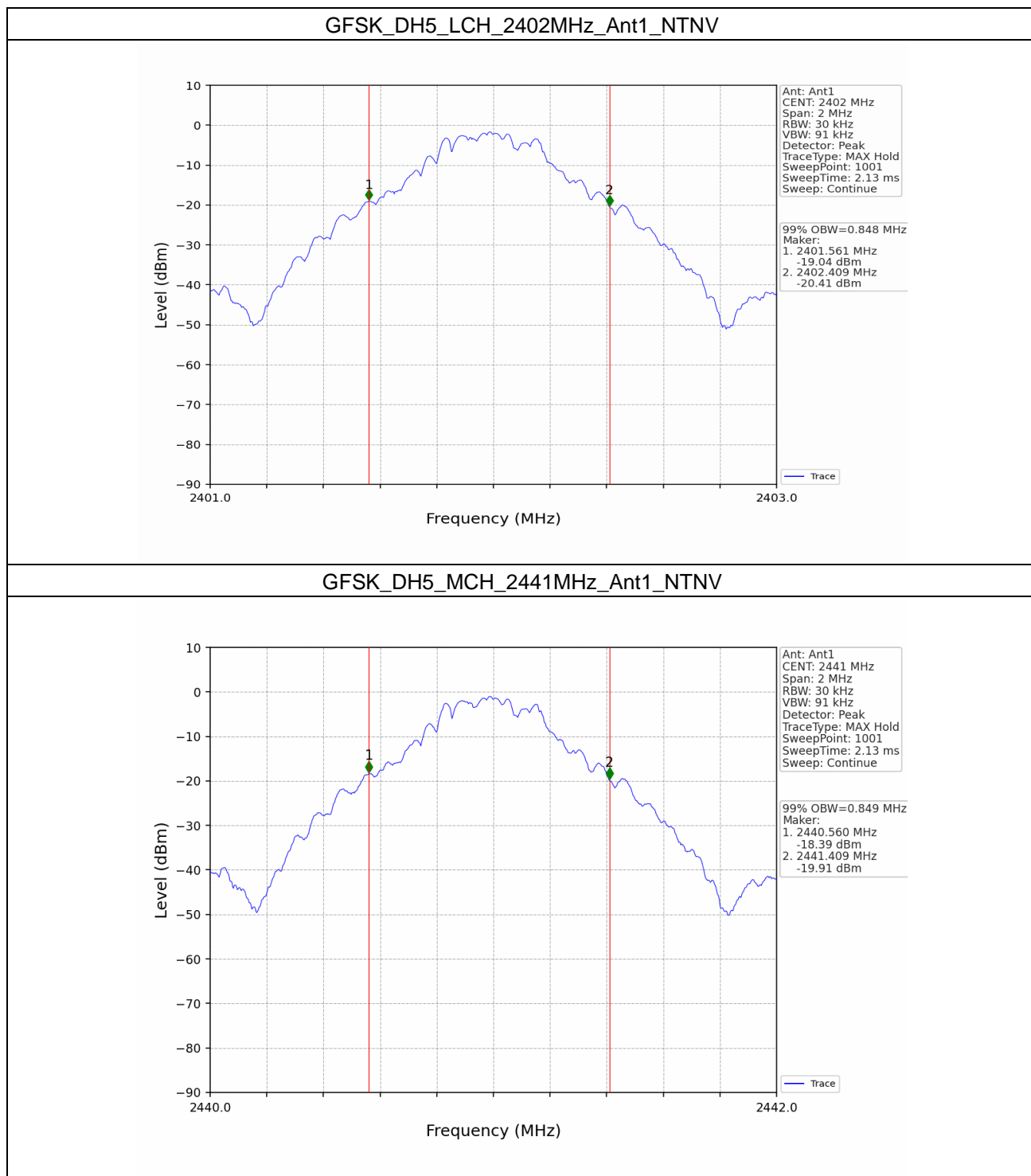
Mode	TX Type	Frequency (MHz)	Packet Type	ANT	99% Occupied Bandwidth (MHz)	Verdict
					Result	
GFSK	SISO	2402	DH5	1	0.848	Pass
		2441	DH5	1	0.849	Pass
		2480	DH5	1	0.848	Pass
Pi/4DQPSK	SISO	2402	2DH5	1	1.171	Pass
		2441	2DH5	1	1.174	Pass
		2480	2DH5	1	1.172	Pass
8DPSK	SISO	2402	3DH5	1	1.168	Pass
		2441	3DH5	1	1.167	Pass
		2480	3DH5	1	1.168	Pass



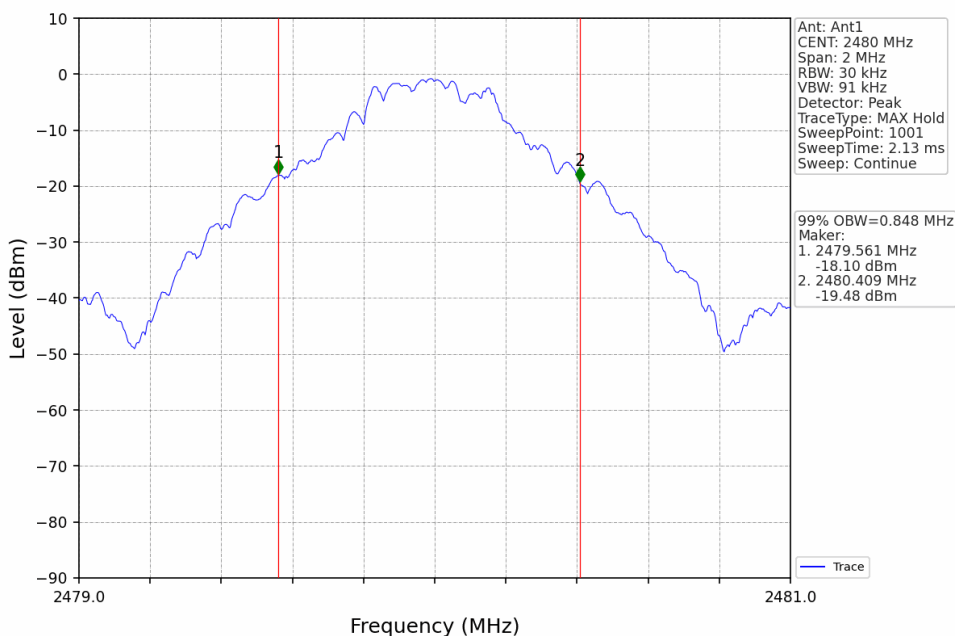
Unless otherwise agreed in writing, this document is issued by the Company subject to its General Conditions of Service printed overleaf, available on request or accessible at <https://www.sgs.com/en/Terms-and-Conditions>. Attention is drawn to the limitation of liability, indemnification and jurisdiction issues defined therein. Any holder of this document is advised that information contained hereon reflects the Company's findings at the time of its intervention only and within the limits of Client's instructions, if any. The Company's sole responsibility is to its Client and this document does not exonerate parties to a transaction from exercising all their rights and obligations under the transaction documents. This document cannot be reproduced except in full, without prior written approval of the Company. Any unauthorized alteration, forgery or falsification of the content or appearance of this document is unlawful and offenders may be prosecuted to the fullest extent of the law. Unless otherwise stated the results shown in this test report refer only to the sample(s) tested and such sample(s) are retained for 30 days only.

Attention: To check the authenticity of testing / inspection report & certificate, please contact us at telephone: (86-755) 8307 1443, or email: CN.Doccheck@sgs.com

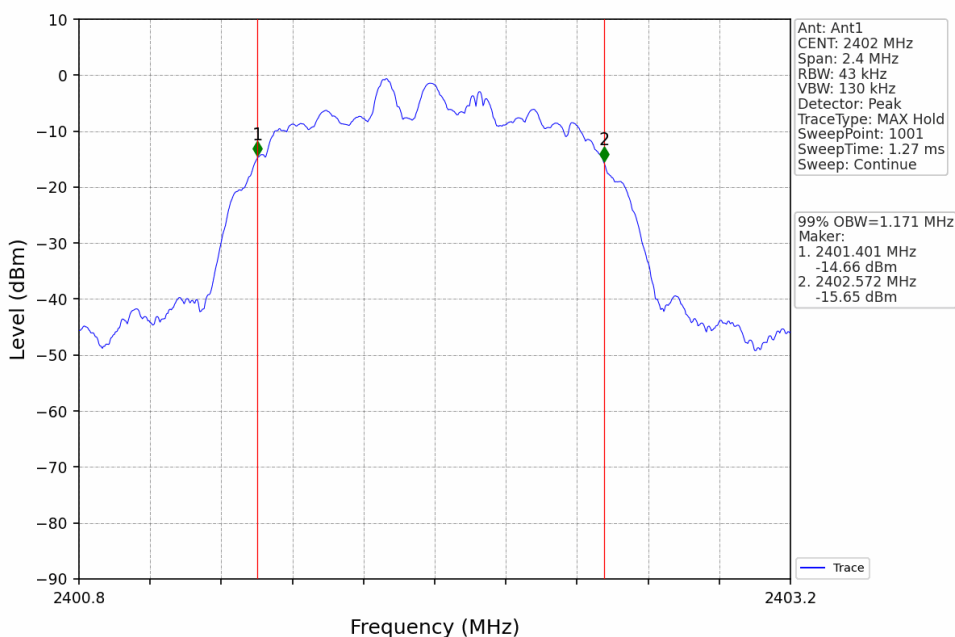
1.1.2 Test Graph



GFSK_DH5_HCH_2480MHz_Ant1_NTNV



Pi/4DQPSK_2DH5_LCH_2402MHz_Ant1_NTNV



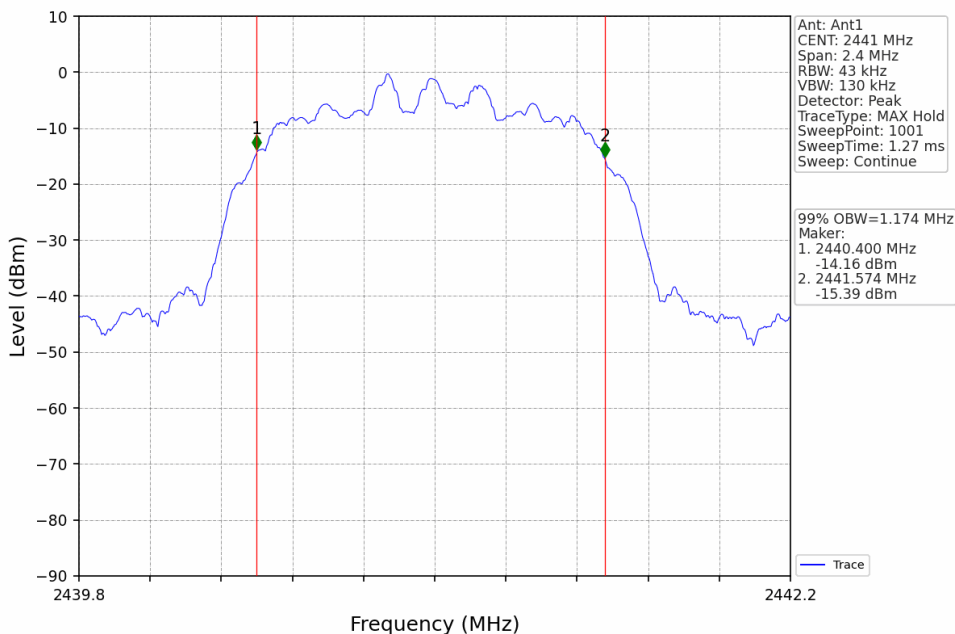
Unless otherwise agreed in writing, this document is issued by the Company subject to its General Conditions of Service printed overleaf, available on request or accessible at <https://www.sgs.com/en/Terms-and-Conditions>. Attention is drawn to the limitation of liability, indemnification and jurisdiction issues defined therein. Any holder of this document is advised that information contained hereon reflects the Company's findings at the time of its intervention only and within the limits of Client's instructions, if any. The Company's sole responsibility is to its Client and this document does not exonerate parties to a transaction from exercising all their rights and obligations under the transaction documents. This document cannot be reproduced except in full, without prior written approval of the Company. Any unauthorized alteration, forgery or falsification of the content or appearance of this document is unlawful and offenders may be prosecuted to the fullest extent of the law. Unless otherwise stated the results shown in this test report refer only to the sample(s) tested and such sample(s) are retained for 30 days only.

Attention: To check the authenticity of testing /inspection report & certificate, please contact us at telephone: (86-755) 8307 1443, or email: CN.Doccheck@sgs.com

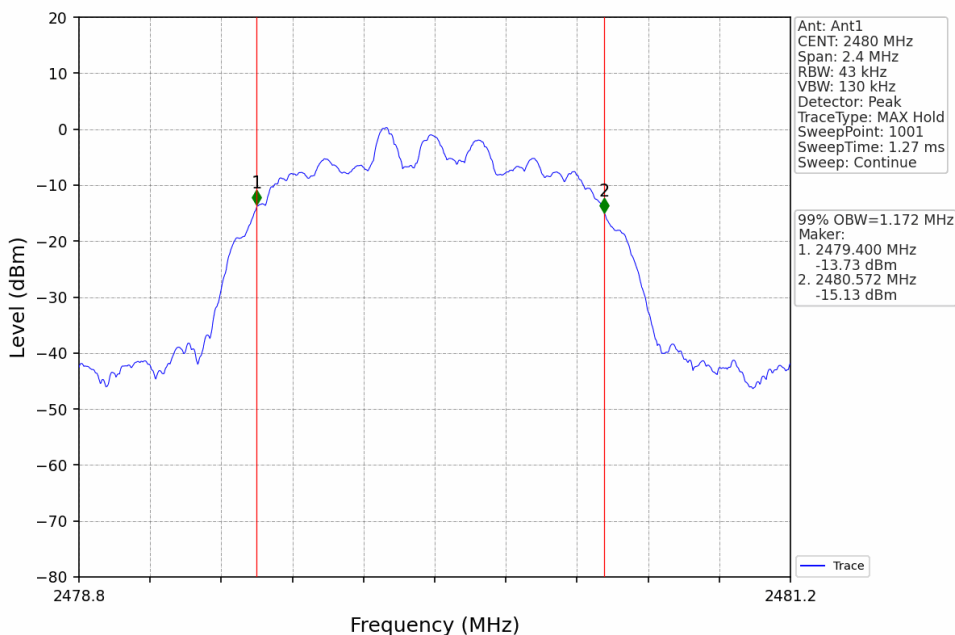
SGS-CSTC Standards Technical Services Co., Ltd.
Shenzhen Branch Testing & Calibration Laboratory

No.1 Workshop, M-10, Middle Section, Science & Technology Park, Nanshan District, Shenzhen, Guangdong, China 518057 t (86-755) 26012053 f (86-755) 26710594 www.sgsgroup.com.cn
中国·广东·深圳市南山区科技园中区M-10栋1号厂房 邮编: 518057 t (86-755) 26012053 f (86-755) 26710594 sgs.china@sgs.com

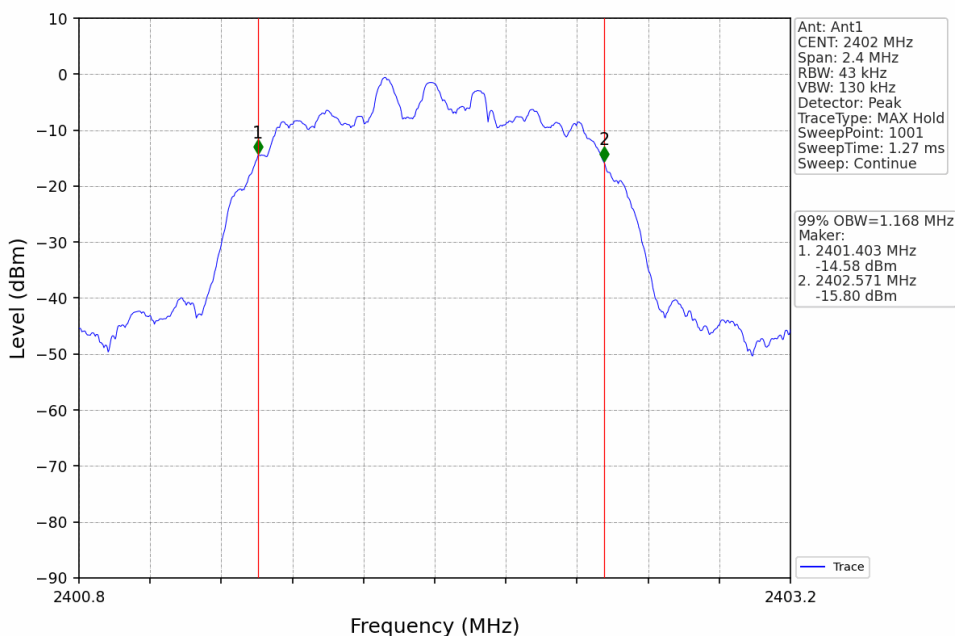
Pi/4DQPSK_2DH5_MCH_2441MHz_Ant1_NTNV



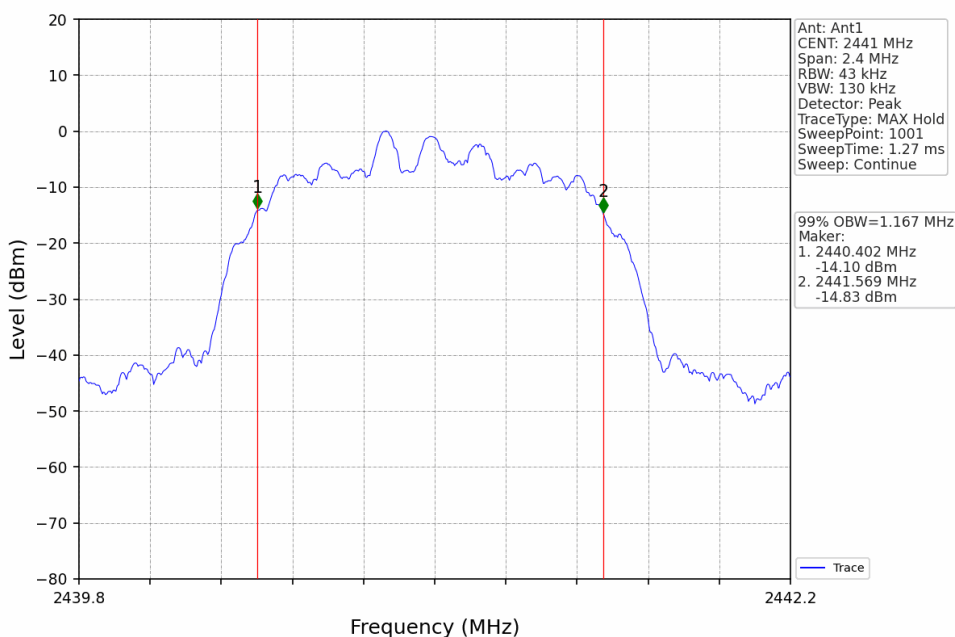
Pi/4DQPSK_2DH5_HCH_2480MHz_Ant1_NTNV



8DPSK_3DH5_LCH_2402MHz_Ant1_NTNV



8DPSK_3DH5_MCH_2441MHz_Ant1_NTNV



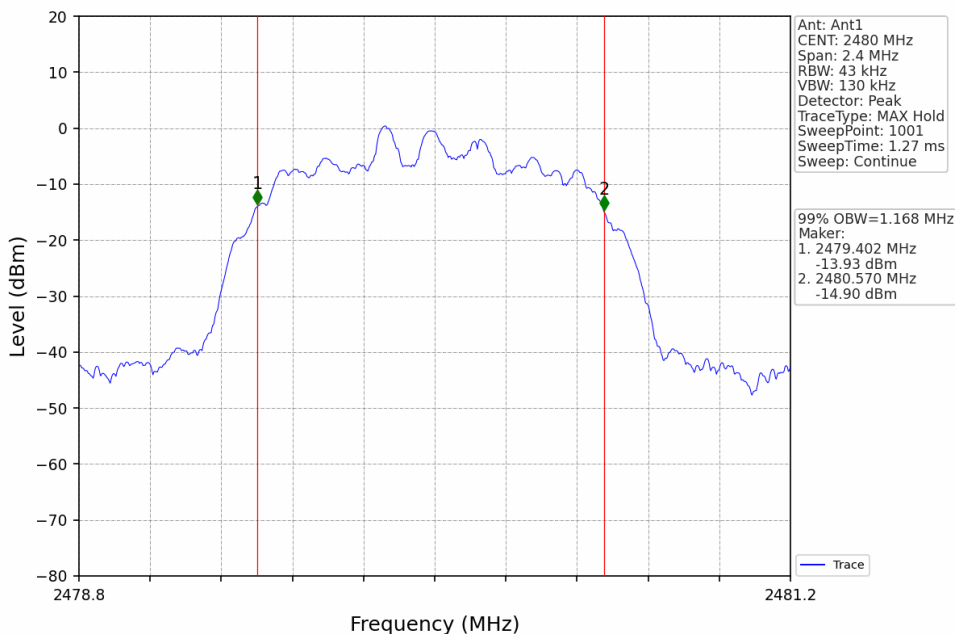
Unless otherwise agreed in writing, this document is issued by the Company subject to its General Conditions of Service printed overleaf, available on request or accessible at <https://www.sgs.com/en/Terms-and-Conditions>. Attention is drawn to the limitation of liability, indemnification and jurisdiction issues defined therein. Any holder of this document is advised that information contained hereon reflects the Company's findings at the time of its intervention only and within the limits of Client's instructions, if any. The Company's sole responsibility is to its Client and this document does not exonerate parties to a transaction from exercising all their rights and obligations under the transaction documents. This document cannot be reproduced except in full, without prior written approval of the Company. Any unauthorized alteration, forgery or falsification of the content or appearance of this document is unlawful and offenders may be prosecuted to the fullest extent of the law. Unless otherwise stated the results shown in this test report refer only to the sample(s) tested and such sample(s) are retained for 30 days only.

Attention: To check the authenticity of testing / inspection report & certificate, please contact us at telephone: (86-755) 8307 1443, or email: CN.Doccheck@sgs.com

SGS-CSTC Standards Technical Services Co., Ltd.
Shenzhen Branch Inspection & Testing Laboratory

No.1 Workshop, M-10, Middle Section, Science & Technology Park, Nanshan District, Shenzhen, Guangdong, China 518057 t (86-755) 26012053 f (86-755) 26710594 www.sgsgroup.com.cn
中国·广东·深圳市南山区科技园中区M-10栋1号厂房 邮编: 518057 t (86-755) 26012053 f (86-755) 26710594 sgs.china@sgs.com

8DPSK_3DH5_HCH_2480MHz_Ant1_NTNV



Unless otherwise agreed in writing, this document is issued by the Company subject to its General Conditions of Service printed overleaf, available on request or accessible at <https://www.sgs.com/en/Terms-and-Conditions>. Attention is drawn to the limitation of liability, indemnification and jurisdiction issues defined therein. Any holder of this document is advised that information contained hereon reflects the Company's findings at the time of its intervention only and within the limits of Client's instructions, if any. The Company's sole responsibility is to its Client and this document does not exonerate parties to a transaction from exercising all their rights and obligations under the transaction documents. This document cannot be reproduced except in full, without prior written approval of the Company. Any unauthorized alteration, forgery or falsification of the content or appearance of this document is unlawful and offenders may be prosecuted to the fullest extent of the law. Unless otherwise stated the results shown in this test report refer only to the sample(s) tested and such sample(s) are retained for 30 days only.

Attention: To check the authenticity of testing / inspection report & certificate, please contact us at telephone: (86-755) 8307 1443, or email: CN.Doccheck@sgs.com

SGS-CSTC Standards Technical Services Co., Ltd. Shenzhen Branch

SZEMC-TRF-01 Rev. A/0 Aug01,2022

Report No.: SZCR230600177202

Page: 57 of 97

1.2 20dB BW

1.2.1 Test Result

Mode	TX Type	Frequency (MHz)	Packet Type	ANT	20dB Bandwidth (MHz)	Verdict
					Result	
GFSK	SISO	2402	DH5	1	0.957	Pass
		2441	DH5	1	0.953	Pass
		2480	DH5	1	0.955	Pass
Pi/4DQPSK	SISO	2402	2DH5	1	1.317	Pass
		2441	2DH5	1	1.317	Pass
		2480	2DH5	1	1.316	Pass
8DPSK	SISO	2402	3DH5	1	1.315	Pass
		2441	3DH5	1	1.318	Pass
		2480	3DH5	1	1.322	Pass



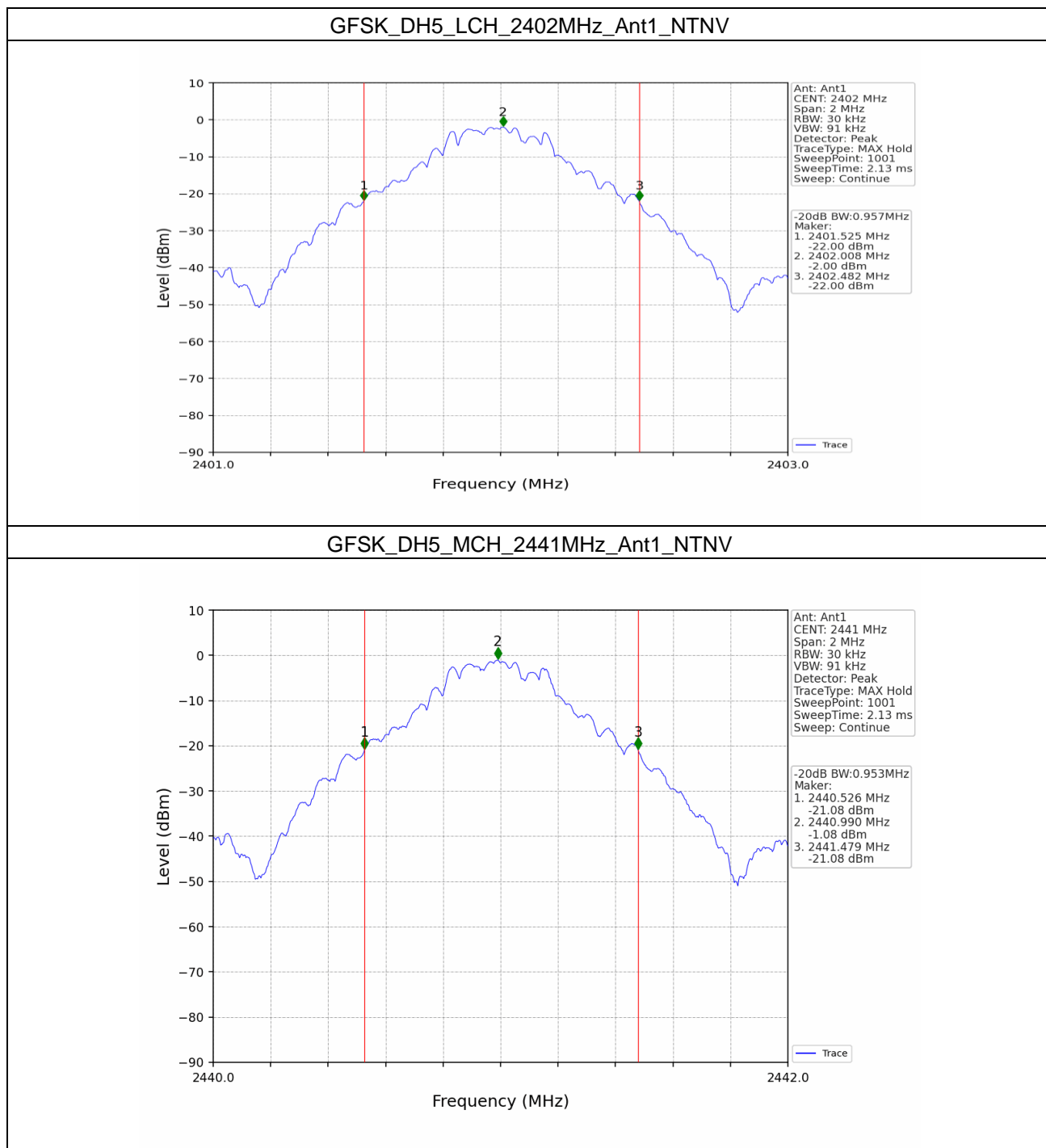
SGS-CSTC Standards Technical Services Co., Ltd.
Shenzhen Branch Testing & Calibration Laboratory

Unless otherwise agreed in writing, this document is issued by the Company subject to its General Conditions of Service printed overleaf, available on request or accessible at <https://www.sgs.com/en/Terms-and-Conditions>. Attention is drawn to the limitation of liability, indemnification and jurisdiction issues defined therein. Any holder of this document is advised that information contained hereon reflects the Company's findings at the time of its intervention only and within the limits of Client's instructions, if any. The Company's sole responsibility is to its Client and this document does not exonerate parties to a transaction from exercising all their rights and obligations under the transaction documents. This document cannot be reproduced except in full, without prior written approval of the Company. Any unauthorized alteration, forgery or falsification of the content or appearance of this document is unlawful and offenders may be prosecuted to the fullest extent of the law. Unless otherwise stated the results shown in this test report refer only to the sample(s) tested and such sample(s) are retained for 30 days only.

Attention: To check the authenticity of testing / inspection report & certificate, please contact us at telephone: (86-755) 8307 1443, or email: CN.Doccheck@sgs.com

No.1 Workshop, M-10, Middle Section, Science & Technology Park, Nanshan District, Shenzhen, Guangdong, China 518057 t (86-755) 26012053 f (86-755) 26710594 www.sgsgroup.com.cn
中国·广东·深圳市南山区科技园中区M-10栋1号厂房 邮编: 518057 t (86-755) 26012053 f (86-755) 26710594 sgs.china@sgs.com

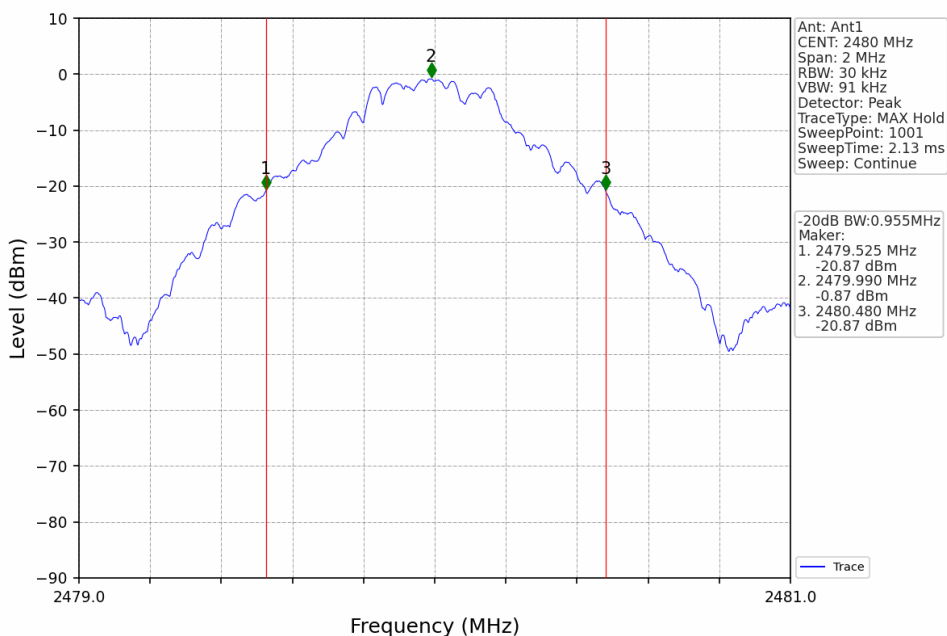
1.2.2 Test Graph



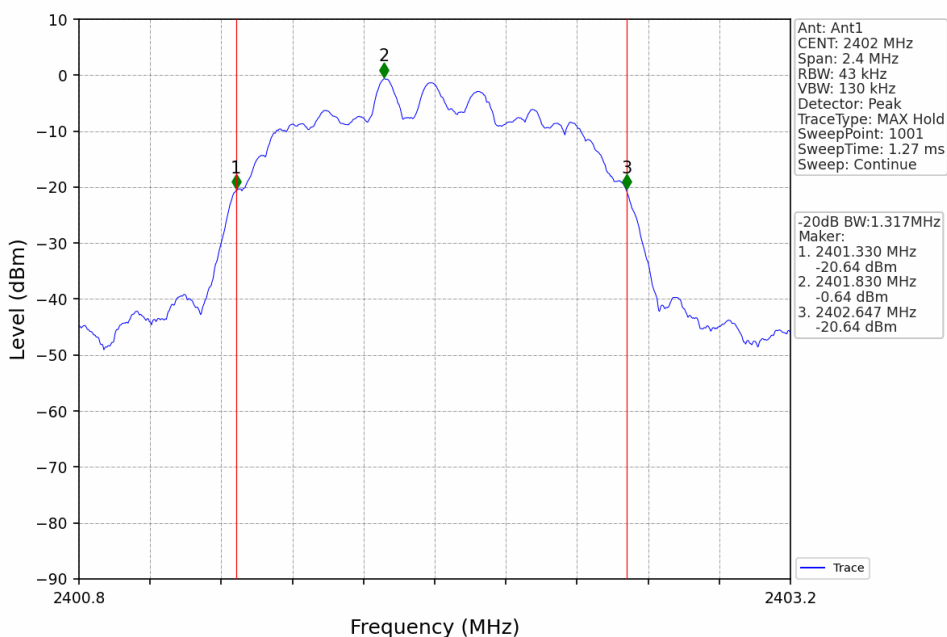
Unless otherwise agreed in writing, this document is issued by the Company subject to its General Conditions of Service printed overleaf, available on request or accessible at <https://www.sgs.com/en/Terms-and-Conditions>. Attention is drawn to the limitation of liability, indemnification and jurisdiction issues defined therein. Any holder of this document is advised that information contained hereon reflects the Company's findings at the time of its intervention only and within the limits of Client's instructions, if any. The Company's sole responsibility is to its Client and this document does not exonerate parties to a transaction from exercising all their rights and obligations under the transaction documents. This document cannot be reproduced except in full, without prior written approval of the Company. Any unauthorized alteration, forgery or falsification of the content or appearance of this document is unlawful and offenders may be prosecuted to the fullest extent of the law. Unless otherwise stated the results shown in this test report refer only to the sample(s) tested and such sample(s) are retained for 30 days only.

Attention: To check the authenticity of testing /inspection report & certificate, please contact us at telephone: (86-755) 8307 1443, or email: CN.Doccheck@sgs.com

GFSK_DH5_HCH_2480MHz_Ant1_NTNV



Pi/4DQPSK_2DH5_LCH_2402MHz_Ant1_NTNV



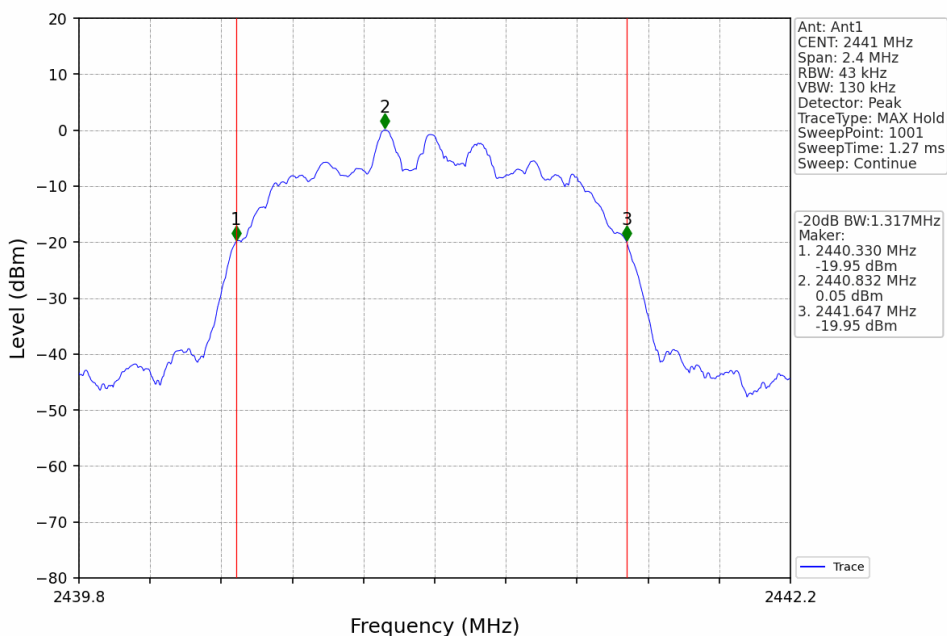
Unless otherwise agreed in writing, this document is issued by the Company subject to its General Conditions of Service printed overleaf, available on request or accessible at <https://www.sgs.com/en/Terms-and-Conditions>. Attention is drawn to the limitation of liability, indemnification and jurisdiction issues defined therein. Any holder of this document is advised that information contained hereon reflects the Company's findings at the time of its intervention only and within the limits of Client's instructions, if any. The Company's sole responsibility is to its Client and this document does not exonerate parties to a transaction from exercising all their rights and obligations under the transaction documents. This document cannot be reproduced except in full, without prior written approval of the Company. Any unauthorized alteration, forgery or falsification of the content or appearance of this document is unlawful and offenders may be prosecuted to the fullest extent of the law. Unless otherwise stated the results shown in this test report refer only to the sample(s) tested and such sample(s) are retained for 30 days only.

Attention: To check the authenticity of testing /inspection report & certificate, please contact us at telephone: (86-755) 8307 1443, or email: CN.Doccheck@sgs.com

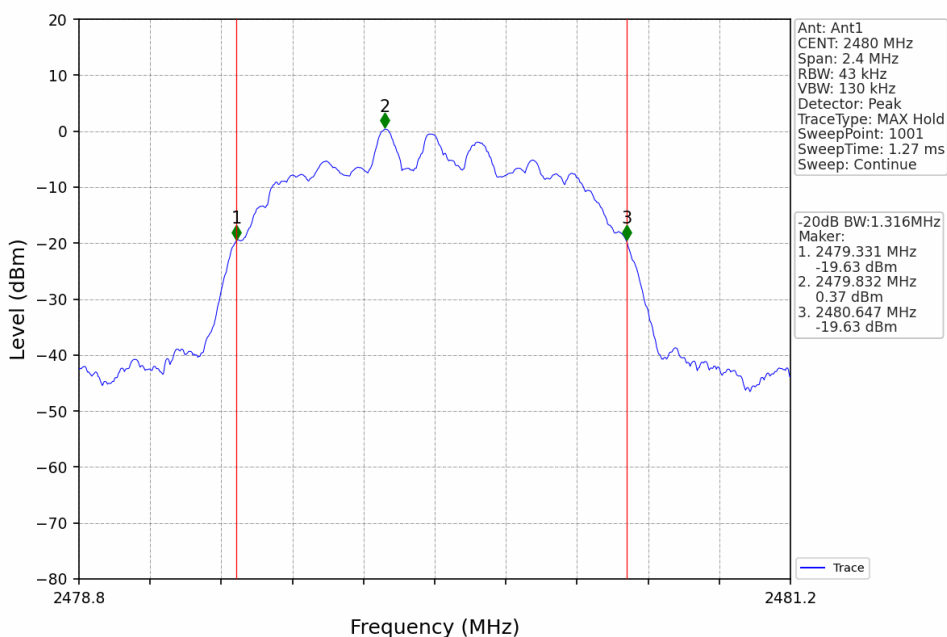
SGS-CSTC Standards Technical Services Co., Ltd.
Shenzhen Branch Inspection & Testing Laboratory

No.1 Workshop, M-10, Middle Section, Science & Technology Park, Nanshan District, Shenzhen, Guangdong, China 518057 t (86-755) 26012053 f (86-755) 26710594 www.sgsgroup.com.cn
中国·广东·深圳市南山区科技园中区M-10栋1号厂房 邮编: 518057 t (86-755) 26012053 f (86-755) 26710594 sgs.china@sgs.com

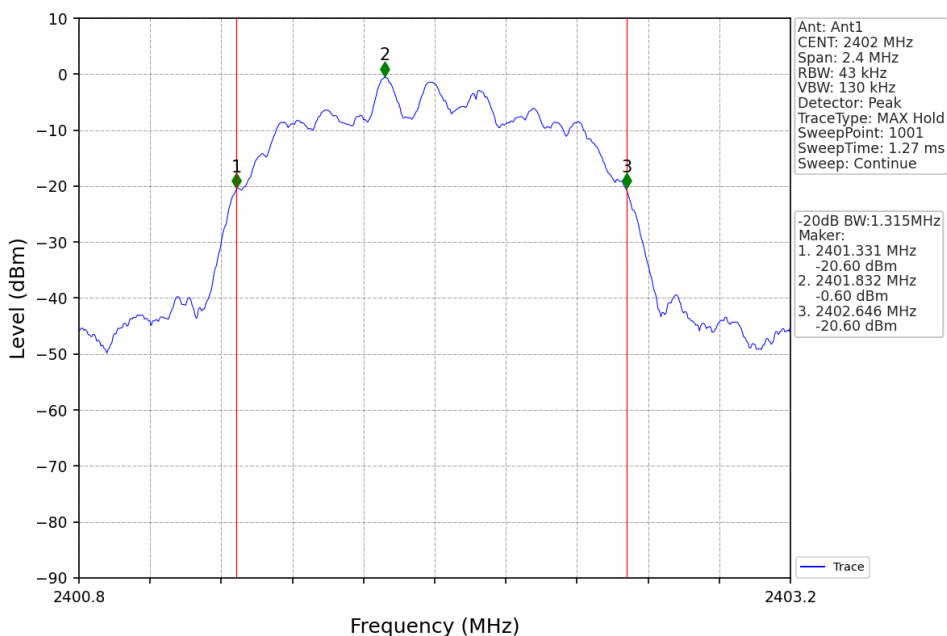
Pi/4DQPSK_2DH5_MCH_2441MHz_Ant1_NTNV



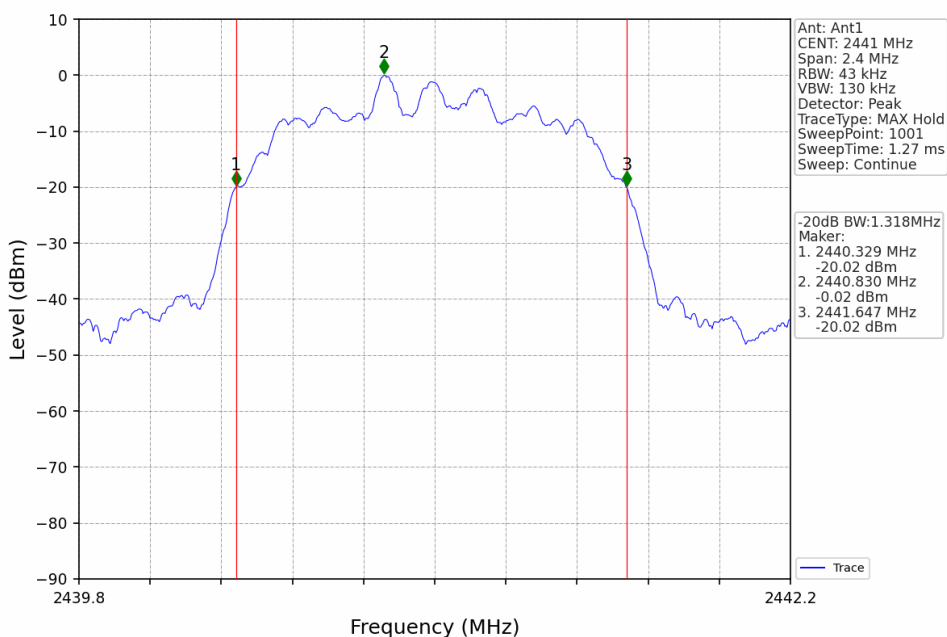
Pi/4DQPSK_2DH5_HCH_2480MHz_Ant1_NTNV



8DPSK_3DH5_LCH_2402MHz_Ant1_NTNV



8DPSK_3DH5_MCH_2441MHz_Ant1_NTNV



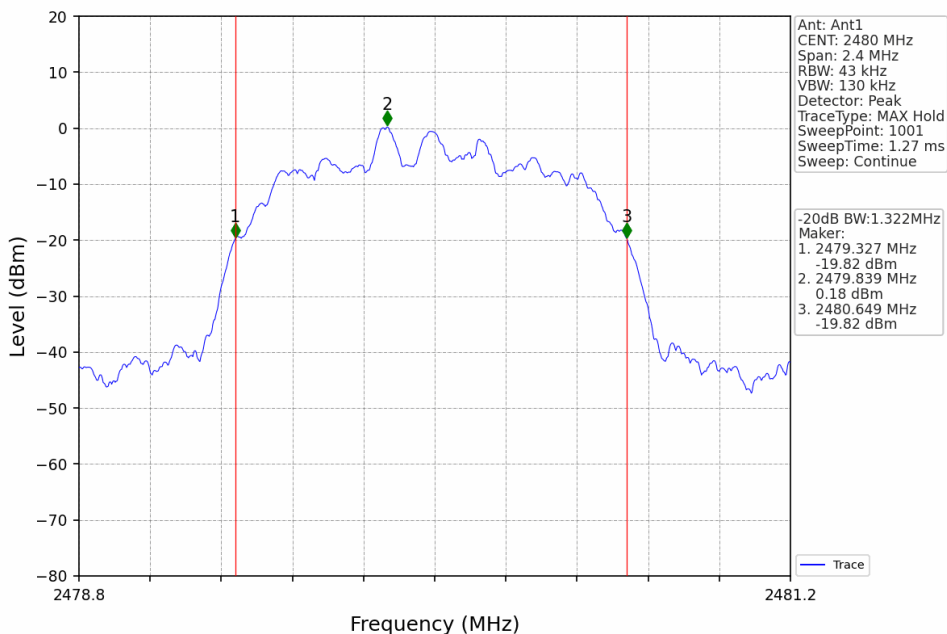
Unless otherwise agreed in writing, this document is issued by the Company subject to its General Conditions of Service printed overleaf, available on request or accessible at <https://www.sgs.com/en/Terms-and-Conditions>. Attention is drawn to the limitation of liability, indemnification and jurisdiction issues defined therein. Any holder of this document is advised that information contained hereon reflects the Company's findings at the time of its intervention only and within the limits of Client's instructions, if any. The Company's sole responsibility is to its Client and this document does not exonerate parties to a transaction from exercising all their rights and obligations under the transaction documents. This document cannot be reproduced except in full, without prior written approval of the Company. Any unauthorized alteration, forgery or falsification of the content or appearance of this document is unlawful and offenders may be prosecuted to the fullest extent of the law. Unless otherwise stated the results shown in this test report refer only to the sample(s) tested and such sample(s) are retained for 30 days only.

Attention: To check the authenticity of testing /inspection report & certificate, please contact us at telephone: (86-755) 8307 1443, or email: CN.Doccheck@sgs.com

SGS-CSTC Standards Technical Services Co., Ltd.
Shenzhen Branch Inspection & Testing Laboratory

No.1 Workshop, M-10, Middle Section, Science & Technology Park, Nanshan District, Shenzhen, Guangdong, China 518057 t (86-755) 26012053 f (86-755) 26710594 www.sgsgroup.com.cn
中国·广东·深圳市南山区科技园中区M-10栋1号厂房 邮编: 518057 t (86-755) 26012053 f (86-755) 26710594 sgs.china@sgs.com

8DPSK_3DH5_HCH_2480MHz_Ant1_NTNV



Unless otherwise agreed in writing, this document is issued by the Company subject to its General Conditions of Service printed overleaf, available on request or accessible at <https://www.sgs.com/en/Terms-and-Conditions>. Attention is drawn to the limitation of liability, indemnification and jurisdiction issues defined therein. Any holder of this document is advised that information contained hereon reflects the Company's findings at the time of its intervention only and within the limits of Client's instructions, if any. The Company's sole responsibility is to its Client and this document does not exonerate parties to a transaction from exercising all their rights and obligations under the transaction documents. This document cannot be reproduced except in full, without prior written approval of the Company. Any unauthorized alteration, forgery or falsification of the content or appearance of this document is unlawful and offenders may be prosecuted to the fullest extent of the law. Unless otherwise stated the results shown in this test report refer only to the sample(s) tested and such sample(s) are retained for 30 days only.

Attention: To check the authenticity of testing /inspection report & certificate, please contact us at telephone: (86-755) 8307 1443, or email: CN.Doccheck@sgs.com

2. Maximum Conducted Output Power

2.1 Power

2.1.1 Test Result

Mode	TX Type	Frequency (MHz)	Packet Type	Maximum Peak Conducted Output Power (dBm)		Verdict
				ANT1	Limit	
GFSK	SISO	2402	DH5	0.52	<=30	Pass
		2441	DH5	1.13	<=30	Pass
		2480	DH5	1.50	<=30	Pass
Pi/4DQPSK	SISO	2402	2DH5	1.36	<=20.97	Pass
		2441	2DH5	1.92	<=20.97	Pass
		2480	2DH5	2.24	<=20.97	Pass
8DPSK	SISO	2402	3DH5	1.35	<=20.97	Pass
		2441	3DH5	1.91	<=20.97	Pass
		2480	3DH5	2.24	<=20.97	Pass

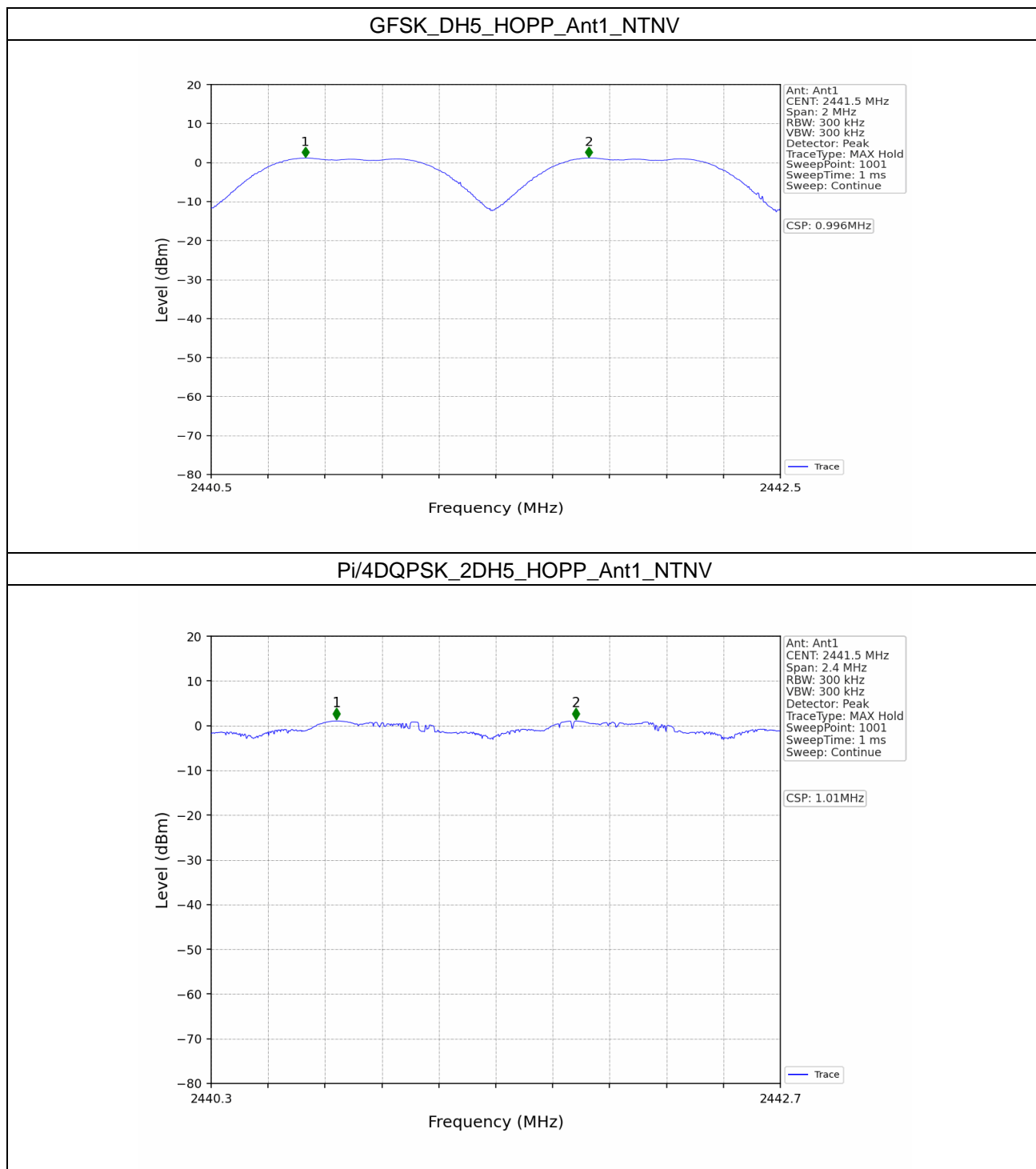
3. Carrier Frequency Separation

3.1 Ant1

3.1.1 Test Result

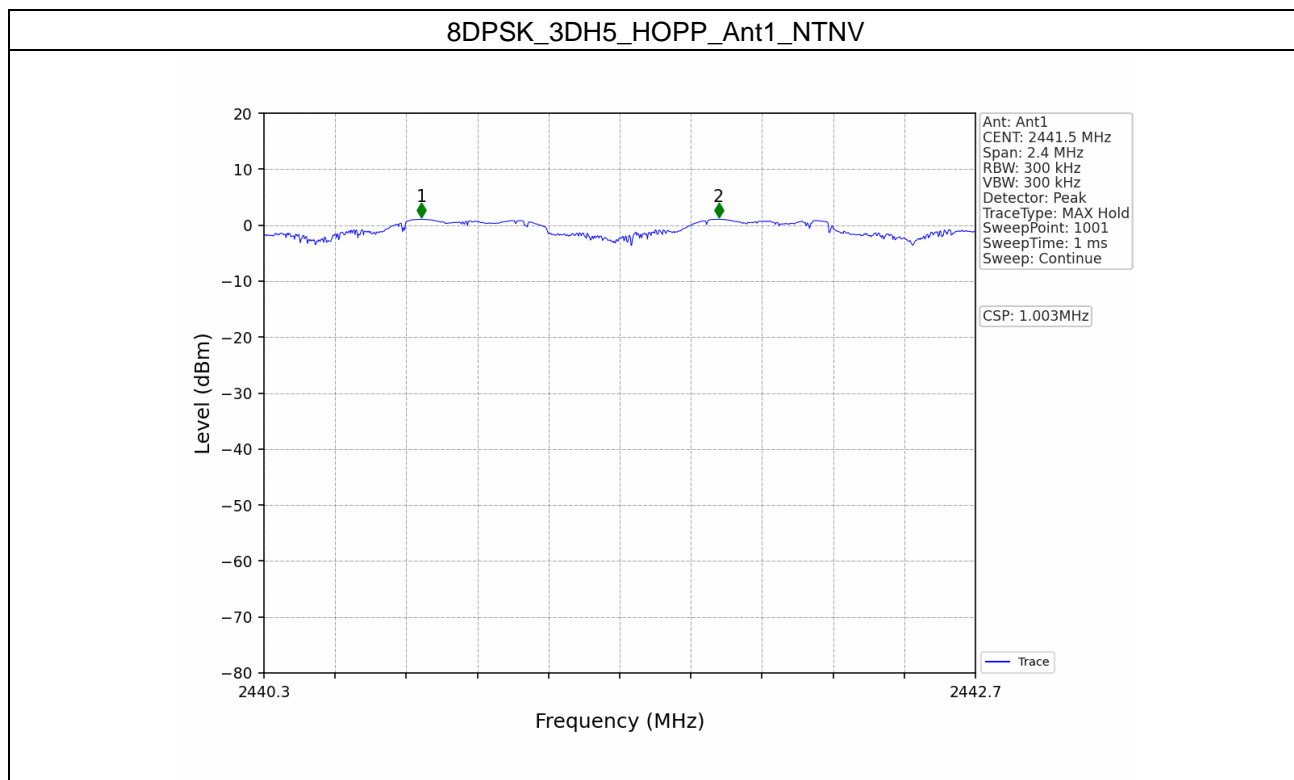
Ant1							
Mode	TX Type	Frequency (MHz)	Packet Type	Channel Separation (MHz)	20dB Bandwidth (MHz)	Limit (MHz)	Verdict
GFSK	SISO	HOPP	DH5	0.996	0.957	>=0.957	Pass
Pi/4DQPSK	SISO	HOPP	2DH5	1.010	1.317	>=0.878	Pass
8DPSK	SISO	HOPP	3DH5	1.003	1.322	>=0.881	Pass

3.1.2 Test Graph



Unless otherwise agreed in writing, this document is issued by the Company subject to its General Conditions of Service printed overleaf, available on request or accessible at <https://www.sgs.com/en/Terms-and-Conditions>. Attention is drawn to the limitation of liability, indemnification and jurisdiction issues defined therein. Any holder of this document is advised that information contained hereon reflects the Company's findings at the time of its intervention only and within the limits of Client's instructions, if any. The Company's sole responsibility is to its Client and this document does not exonerate parties to a transaction from exercising all their rights and obligations under the transaction documents. This document cannot be reproduced except in full, without prior written approval of the Company. Any unauthorized alteration, forgery or falsification of the content or appearance of this document is unlawful and offenders may be prosecuted to the fullest extent of the law. Unless otherwise stated the results shown in this test report refer only to the sample(s) tested and such sample(s) are retained for 30 days only.

Attention: To check the authenticity of testing / inspection report & certificate, please contact us at telephone: (86-755) 8307 1443, or email: CN.Doccheck@sgs.com



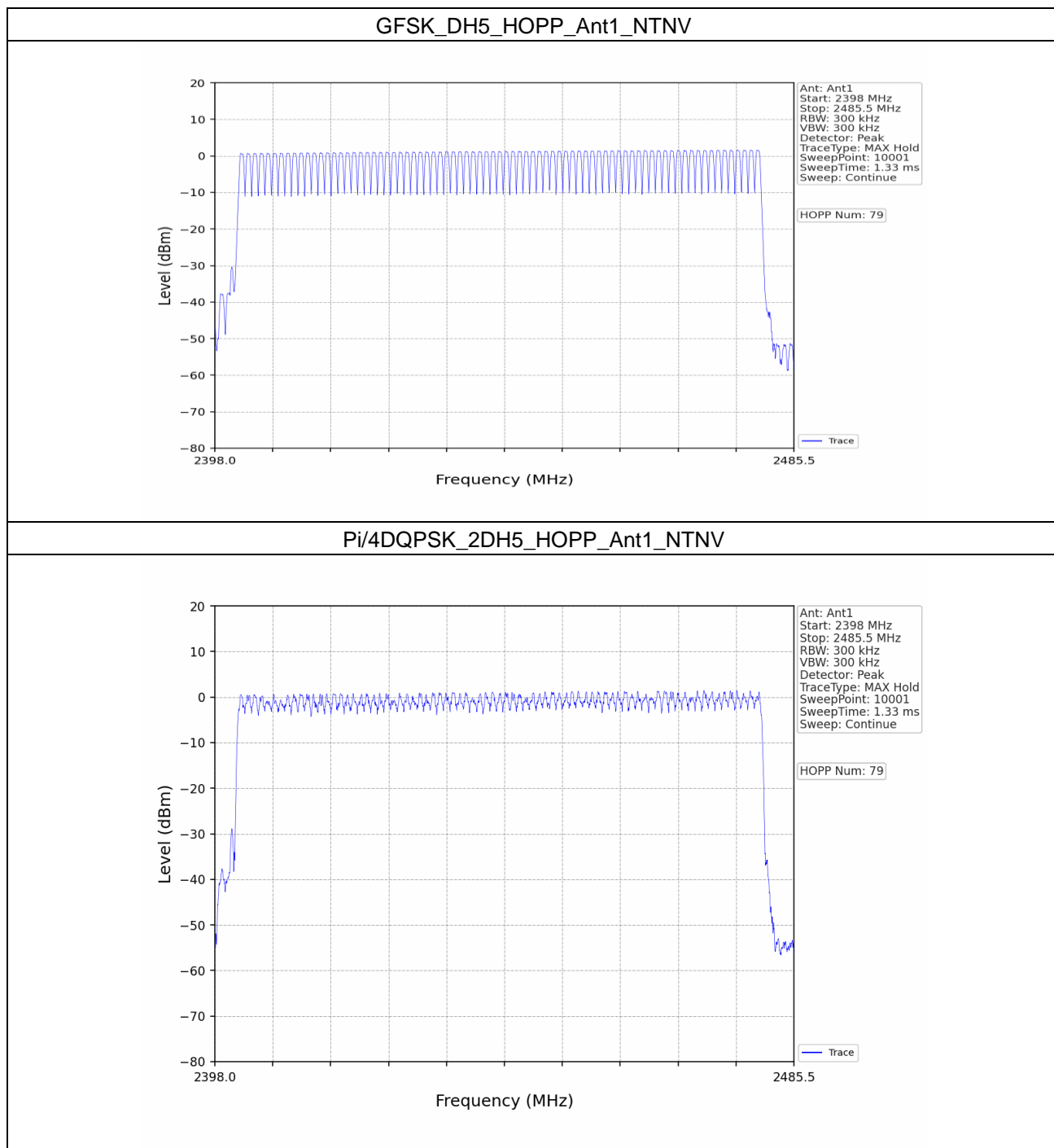
4. Number of Hopping Frequencies

4.1 HoppNum

4.1.1 Test Result

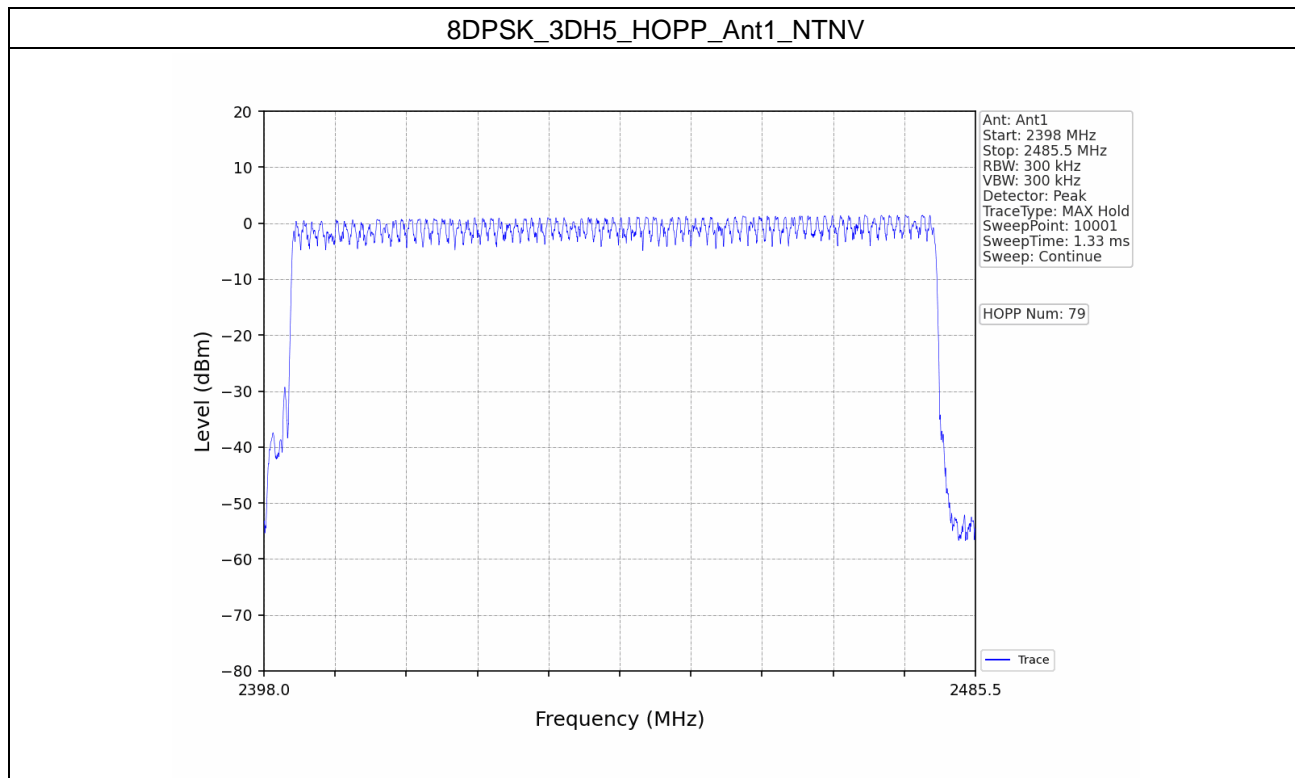
Mode	TX Type	Frequency (MHz)	Packet Type	Num of Hopping Frequencies		Verdict
				ANT1	Limit	
GFSK	SISO	HOPP	DH5	79	>=15	Pass
PI/4DQPSK	SISO	HOPP	2DH5	79	>=15	Pass
8DPSK	SISO	HOPP	3DH5	79	>=15	Pass

4.1.2 Test Graph



Unless otherwise agreed in writing, this document is issued by the Company subject to its General Conditions of Service printed overleaf, available on request or accessible at <https://www.sgs.com/en/Terms-and-Conditions>. Attention is drawn to the limitation of liability, indemnification and jurisdiction issues defined therein. Any holder of this document is advised that information contained hereon reflects the Company's findings at the time of its intervention only and within the limits of Client's instructions, if any. The Company's sole responsibility is to its Client and this document does not exonerate parties to a transaction from exercising all their rights and obligations under the transaction documents. This document cannot be reproduced except in full, without prior written approval of the Company. Any unauthorized alteration, forgery or falsification of the content or appearance of this document is unlawful and offenders may be prosecuted to the fullest extent of the law. Unless otherwise stated the results shown in this test report refer only to the sample(s) tested and such sample(s) are retained for 30 days only.

Attention: To check the authenticity of testing / inspection report & certificate, please contact us at telephone: (86-755) 8307 1443, or email: CN.Doccheck@sgs.com



Unless otherwise agreed in writing, this document is issued by the Company subject to its General Conditions of Service printed overleaf, available on request or accessible at <https://www.sgs.com/en/Terms-and-Conditions>. Attention is drawn to the limitation of liability, indemnification and jurisdiction issues defined therein. Any holder of this document is advised that information contained hereon reflects the Company's findings at the time of its intervention only and within the limits of Client's instructions, if any. The Company's sole responsibility is to its Client and this document does not exonerate parties to a transaction from exercising all their rights and obligations under the transaction documents. This document cannot be reproduced except in full, without prior written approval of the Company. Any unauthorized alteration, forgery or falsification of the content or appearance of this document is unlawful and offenders may be prosecuted to the fullest extent of the law. Unless otherwise stated the results shown in this test report refer only to the sample(s) tested and such sample(s) are retained for 30 days only.

Attention: To check the authenticity of testing / inspection report & certificate, please contact us at telephone: (86-755) 8307 1443, or email: CN.Doccheck@sgs.com

5. Time of Occupancy (Dwell Time)

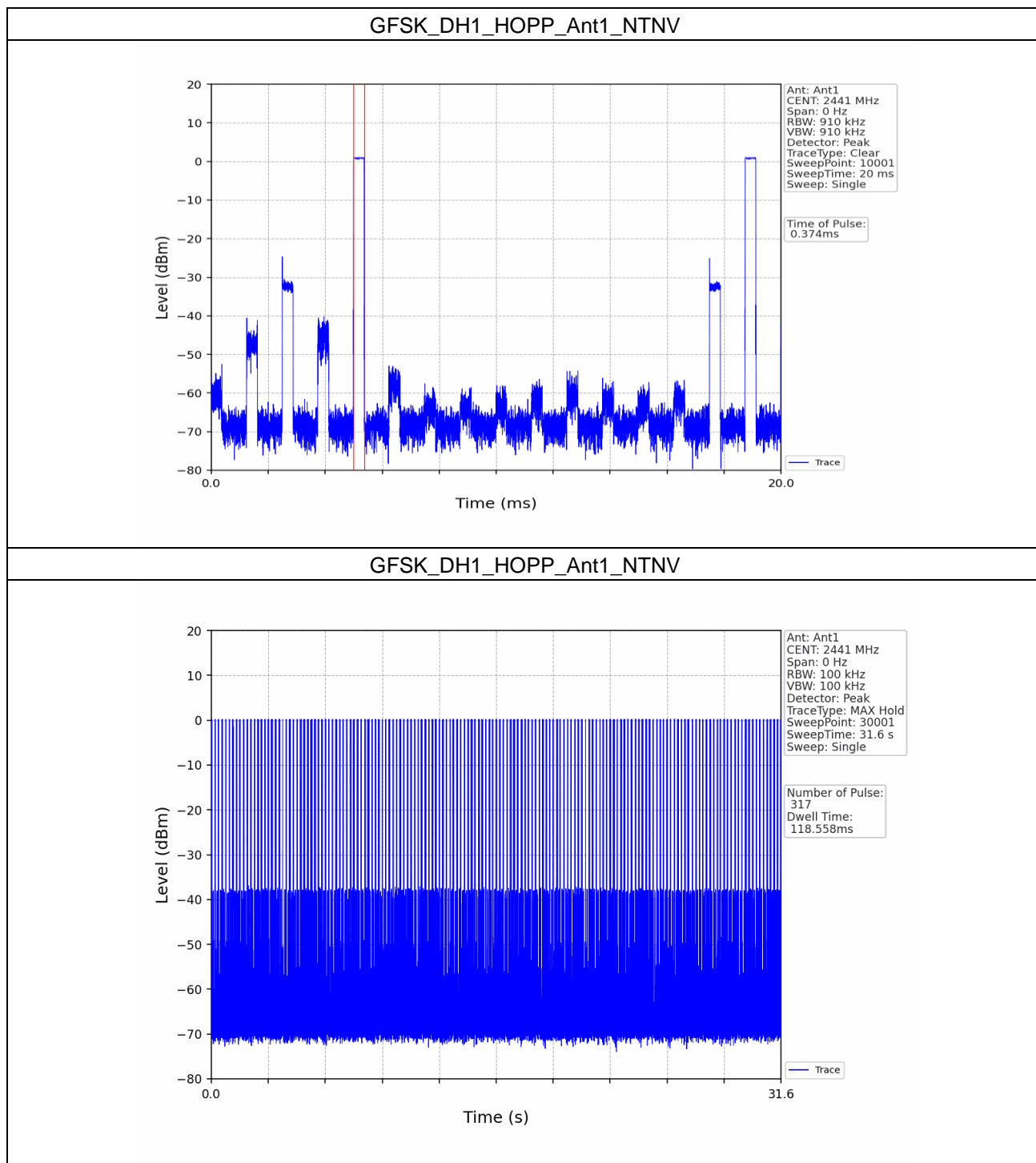
5.1 Ant1

5.1.1 Test Result

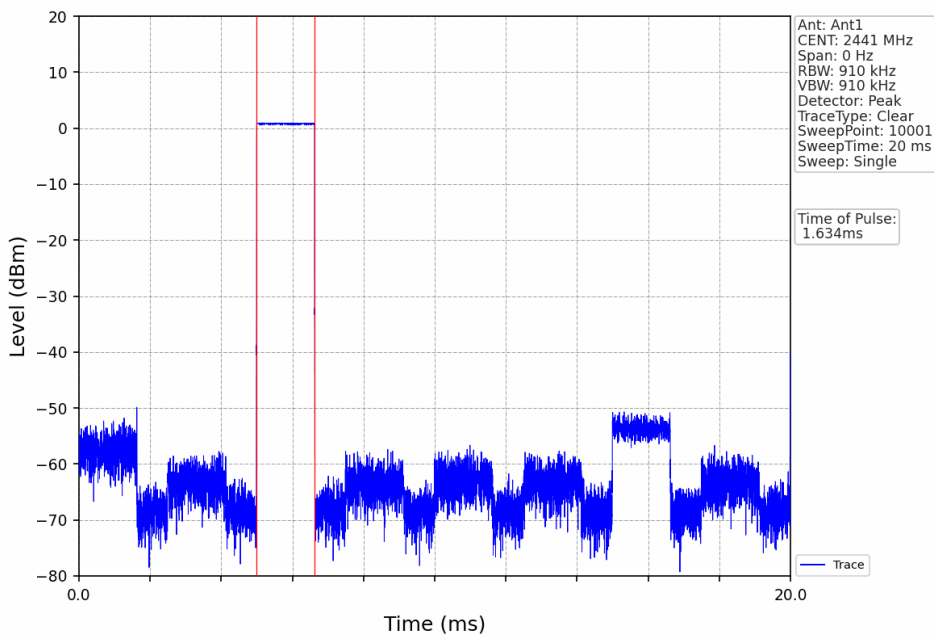
Ant1									
Mode	TX Type	Frequency (MHz)	Packet Type	Duration of Single Pulse (ms)	Observation Period (s)	Num of Pulse in Observation Period	Dwell Time (ms)	Limit (ms)	Verdict
GFSK	SISO	HOPP	DH1	0.374	31.600	317	118.558	<=400	Pass
			DH3	1.634	31.600	162	264.708	<=400	Pass
			DH5	2.878	31.600	122	351.116	<=400	Pass
Pi/4DQPSK	SISO	HOPP	2DH1	2.894	31.600	99	286.506	<=400	Pass
			2DH3	1.636	31.600	158	258.488	<=400	Pass
			2DH5	2.894	31.600	111	321.234	<=400	Pass
8DPSK	SISO	HOPP	3DH1	6.666	31.600	52	346.632	<=400	Pass
			3DH3	0.654	31.600	162	105.948	<=400	Pass
			3DH5	0.898	31.600	110	98.780	<=400	Pass



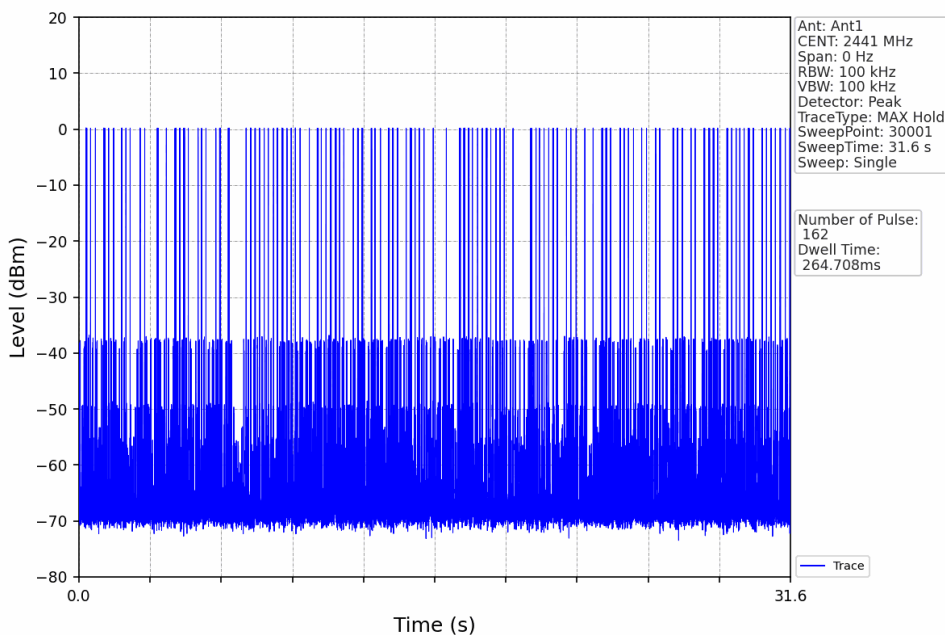
5.1.2 Test Graph



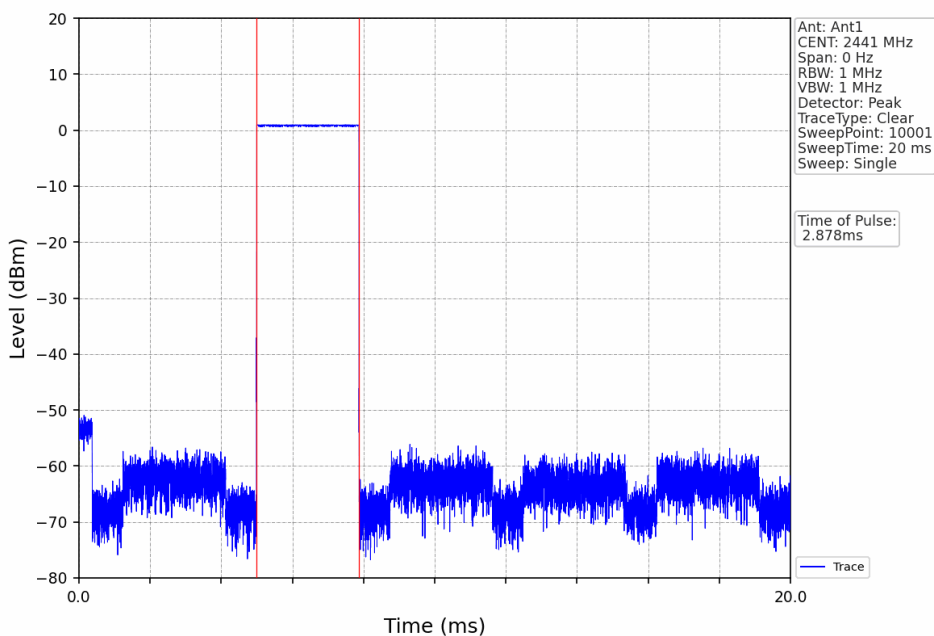
GFSK_DH3_HOPP_Ant1_NTNV



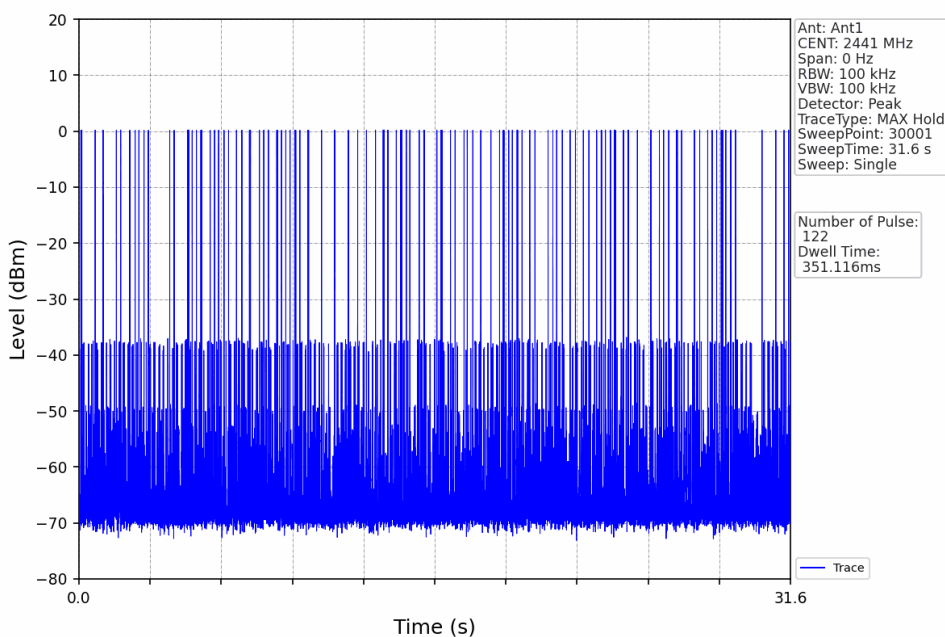
GFSK_DH3_HOPP_Ant1_NTNV



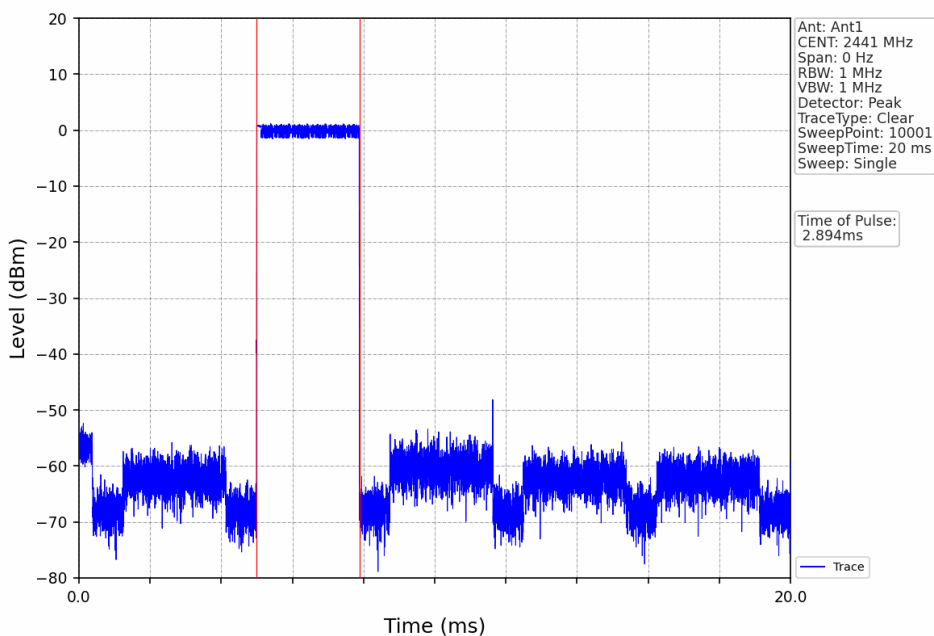
GFSK_DH5_HOPP_Ant1_NTNV



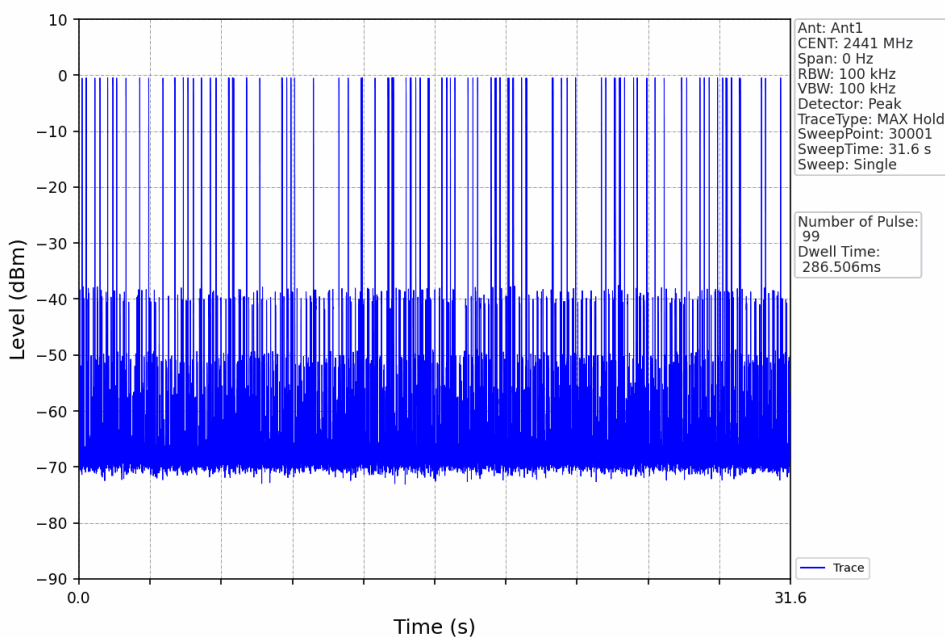
GFSK_DH5_HOPP_Ant1_NTNV



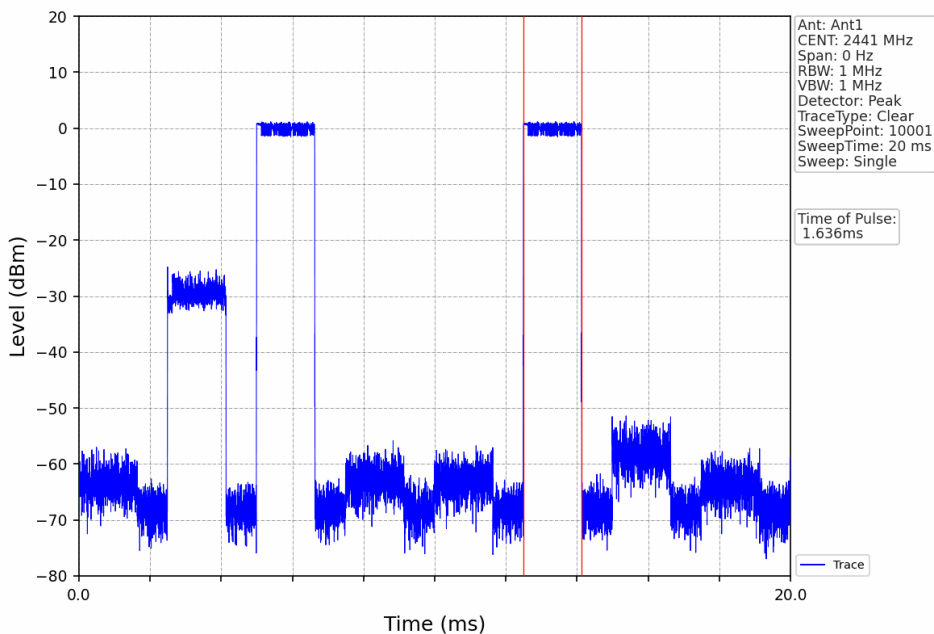
Pi/4DQPSK_2DH1_HOPP_Ant1_NTNV



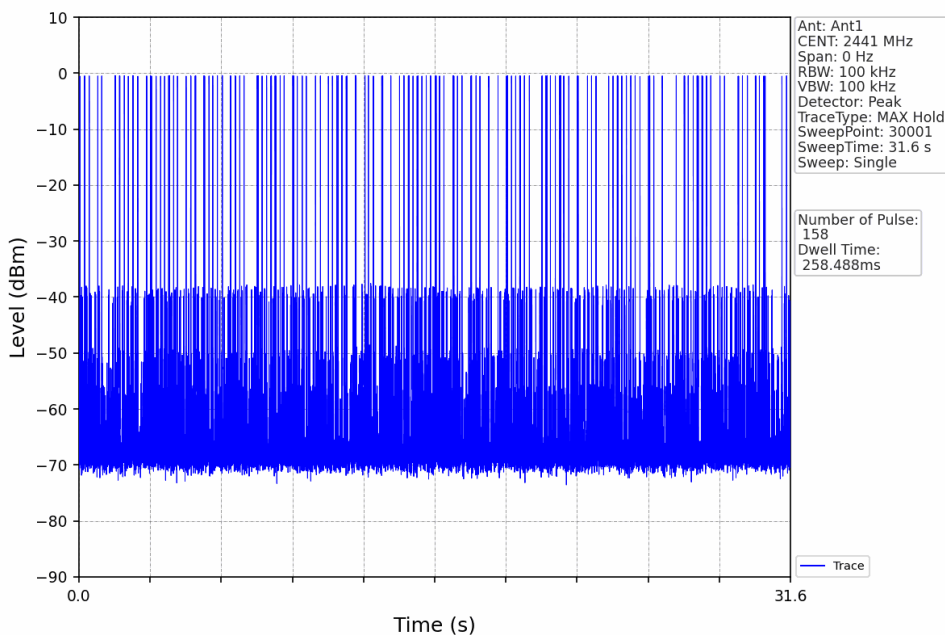
Pi/4DQPSK_2DH1_HOPP_Ant1_NTNV



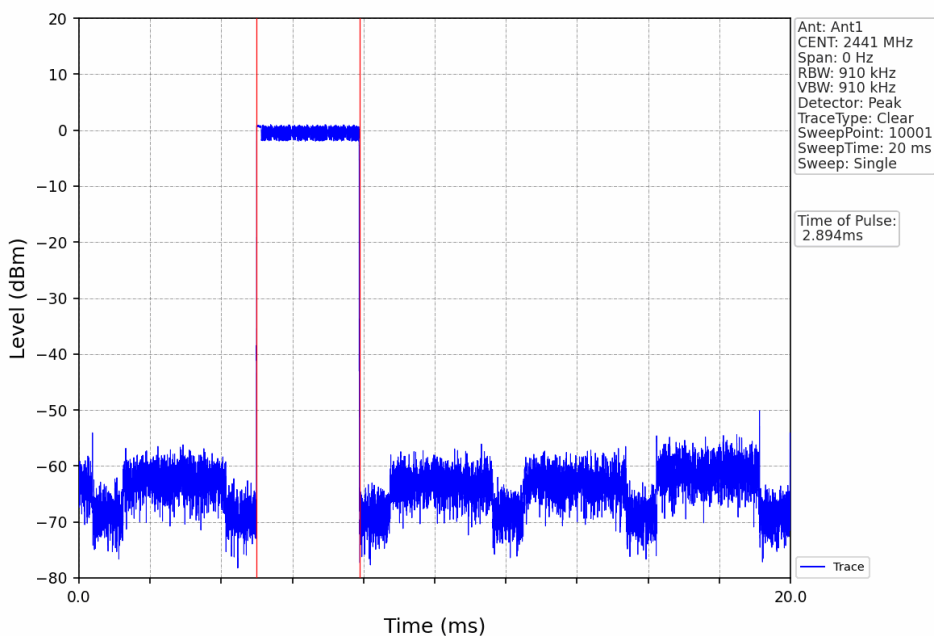
Pi/4DQPSK_2DH3_HOPP_Ant1_NTNV



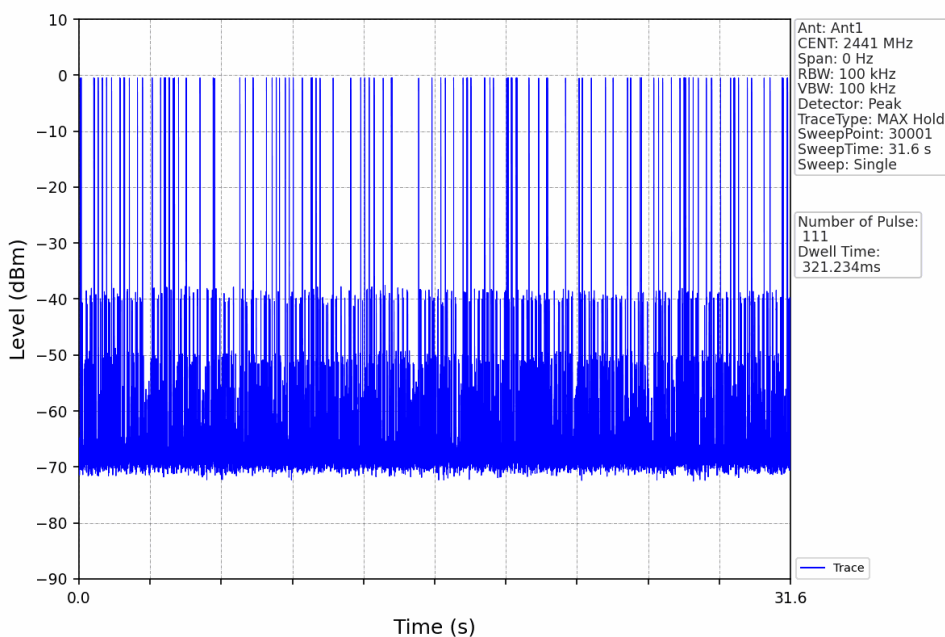
Pi/4DQPSK_2DH3_HOPP_Ant1_NTNV



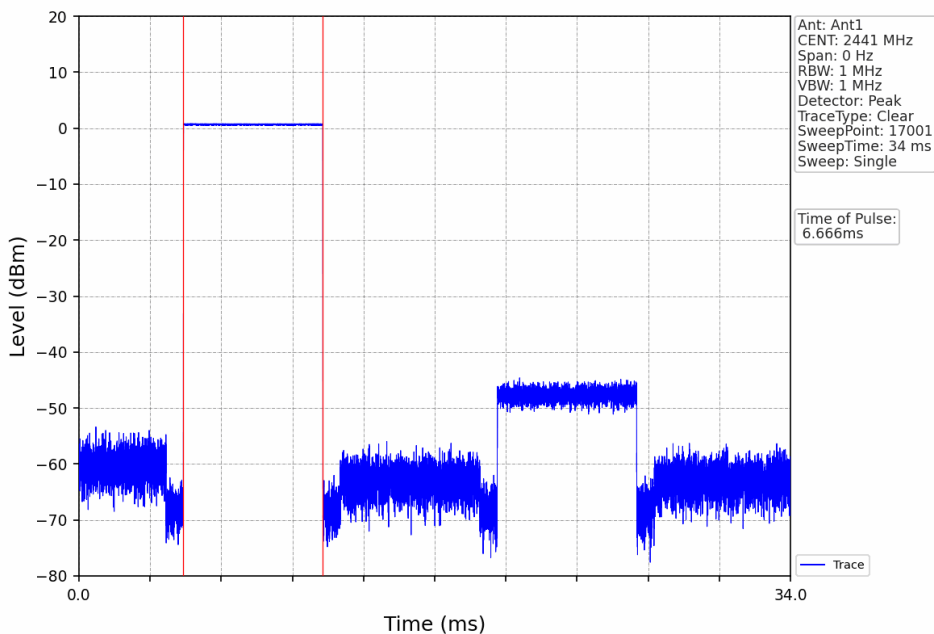
Pi/4DQPSK_2DH5_HOPP_Ant1_NTNV



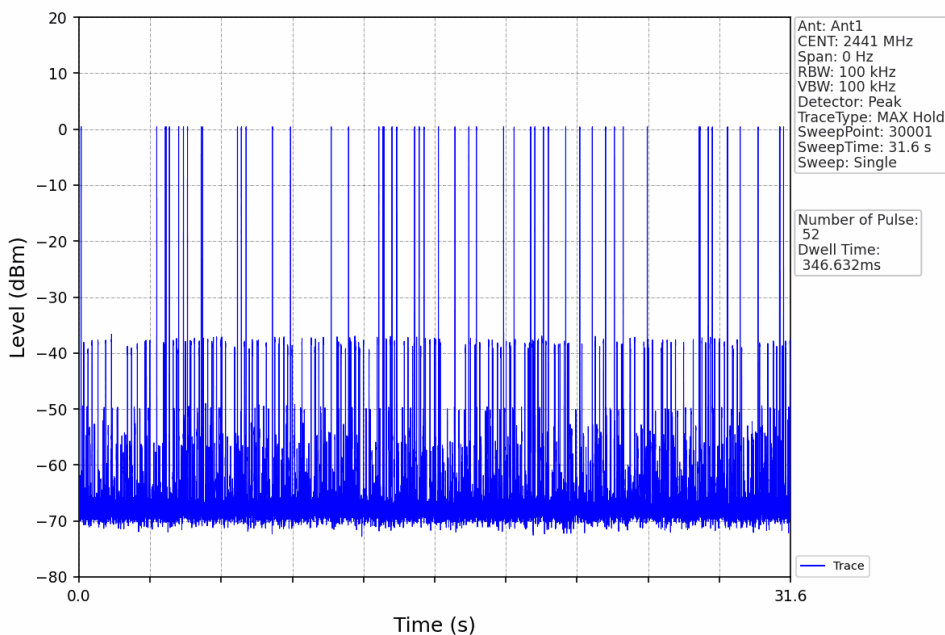
Pi/4DQPSK_2DH5_HOPP_Ant1_NTNV



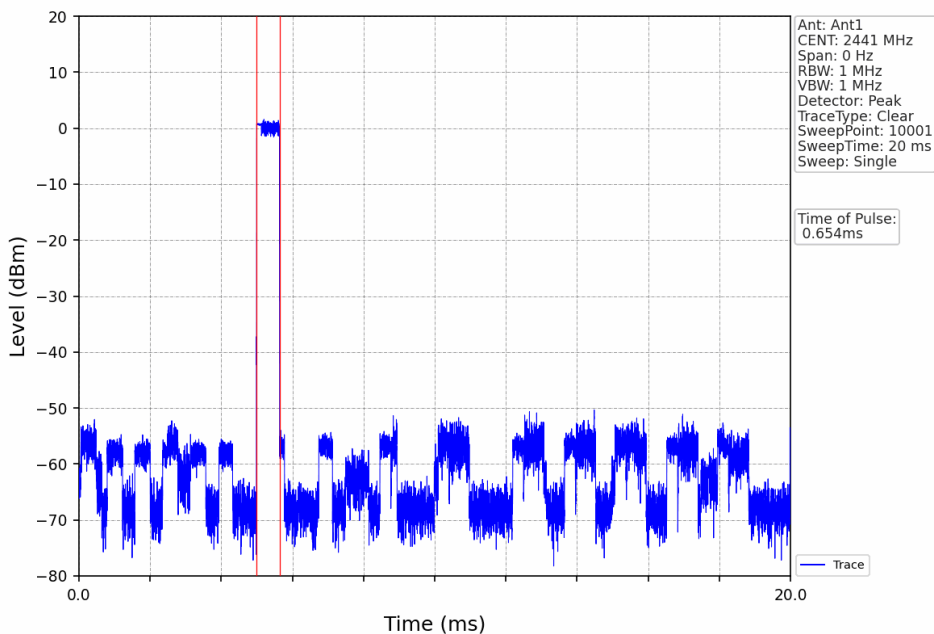
8DPSK_3DH1_HOPP_Ant1_NTNV



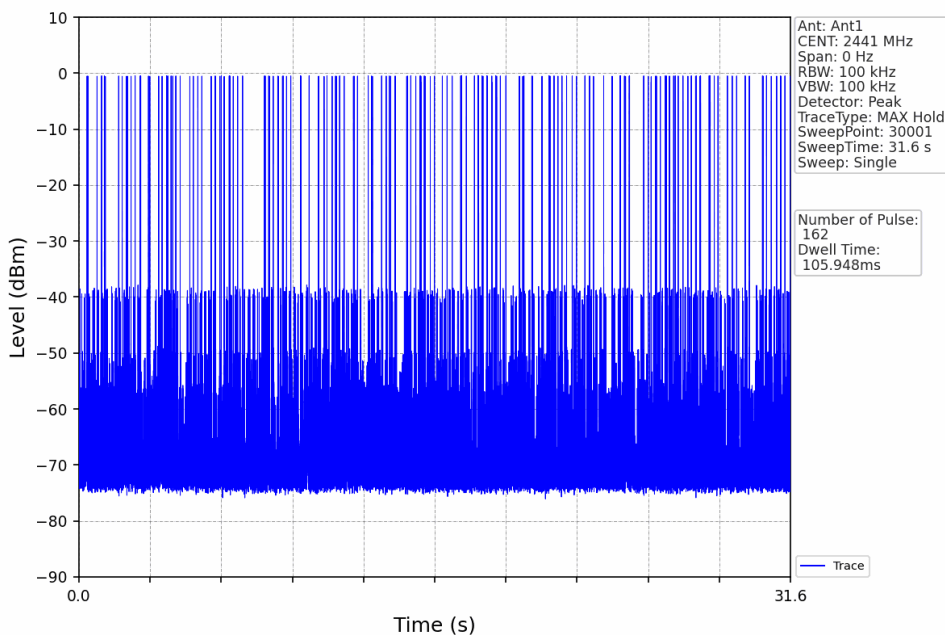
8DPSK_3DH1_HOPP_Ant1_NTNV



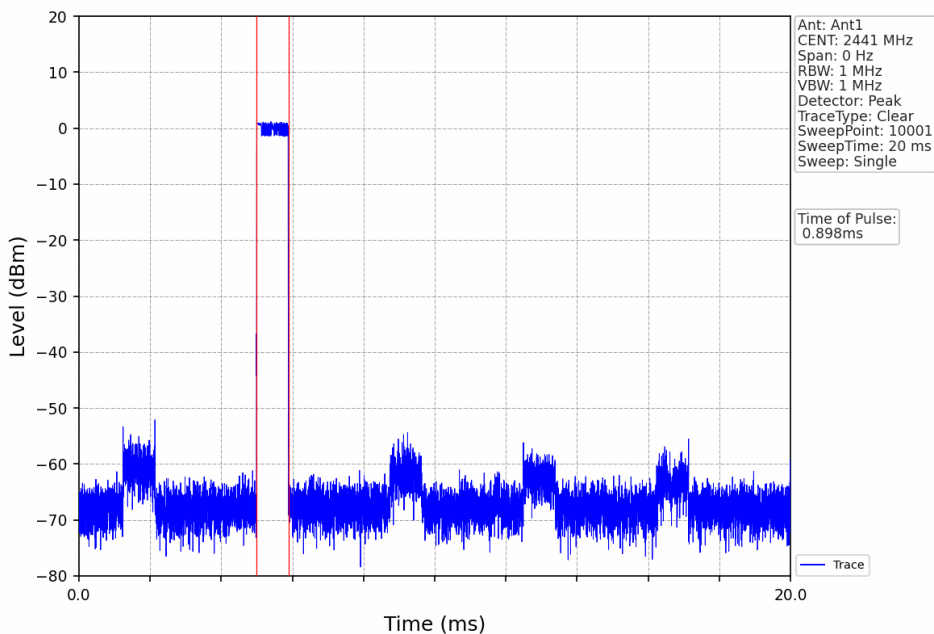
8DPSK_3DH3_HOPP_Ant1_NTNV



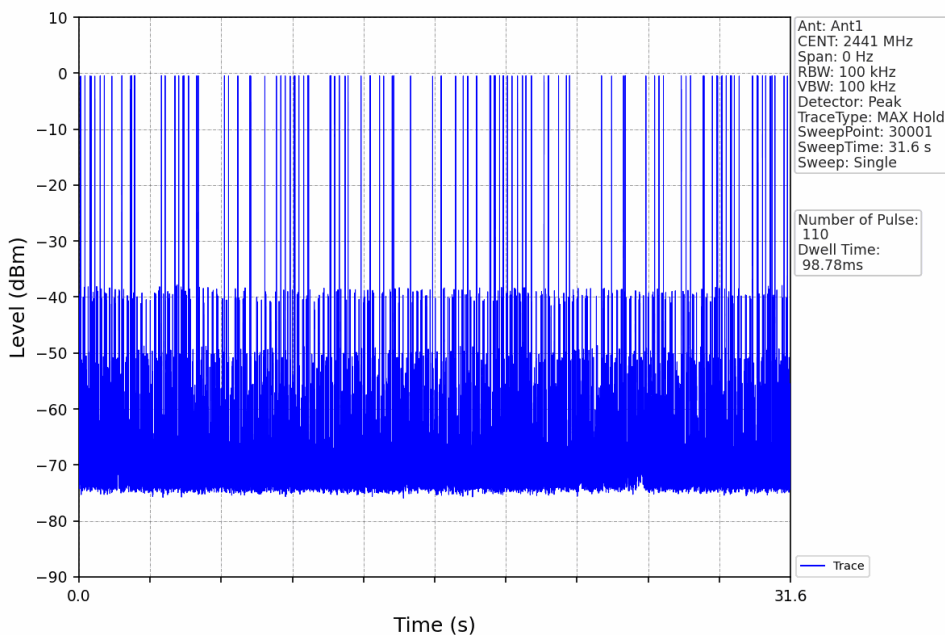
8DPSK_3DH3_HOPP_Ant1_NTNV



8DPSK_3DH5_HOPP_Ant1_NTNV



8DPSK_3DH5_HOPP_Ant1_NTNV



6. Unwanted Emissions In Non-restricted Frequency Bands

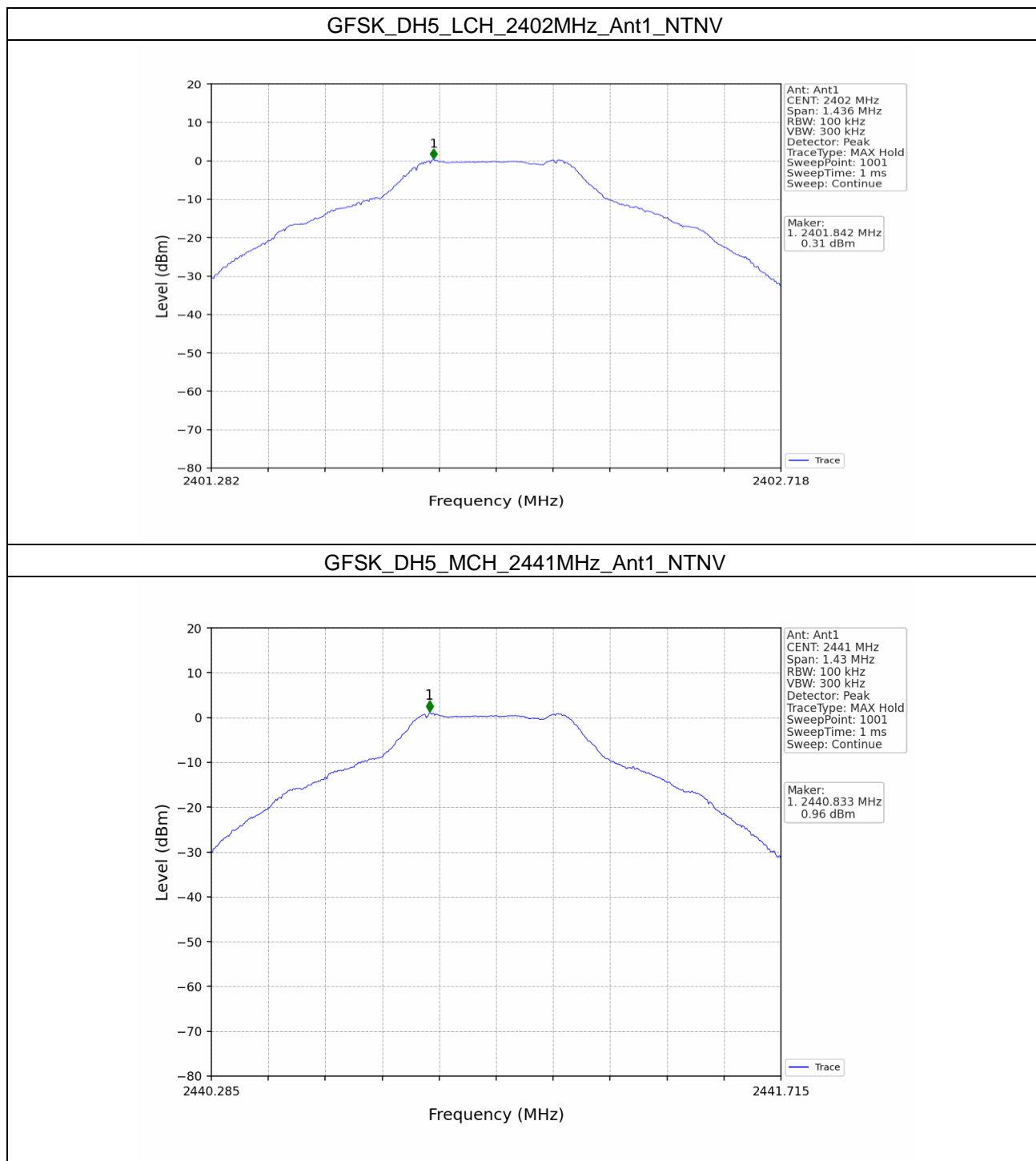
6.1 Ref

6.1.1 Test Result

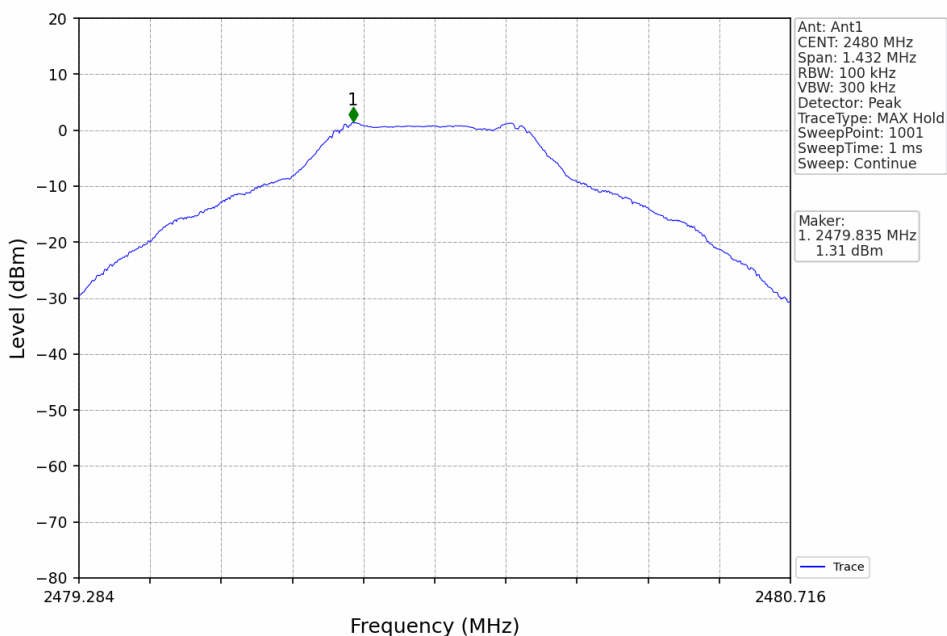
Mode	TX Type	Frequency (MHz)	Packet Type	ANT	Level of Reference (dBm)
GFSK	SISO	2402	DH5	1	0.31
		2441	DH5	1	0.96
		2480	DH5	1	1.31
Pi/4DQPSK	SISO	2402	2DH5	1	0.40
		2441	2DH5	1	1.04
		2480	2DH5	1	1.41
8DPSK	SISO	2402	3DH5	1	0.46
		2441	3DH5	1	1.02
		2480	3DH5	1	1.42



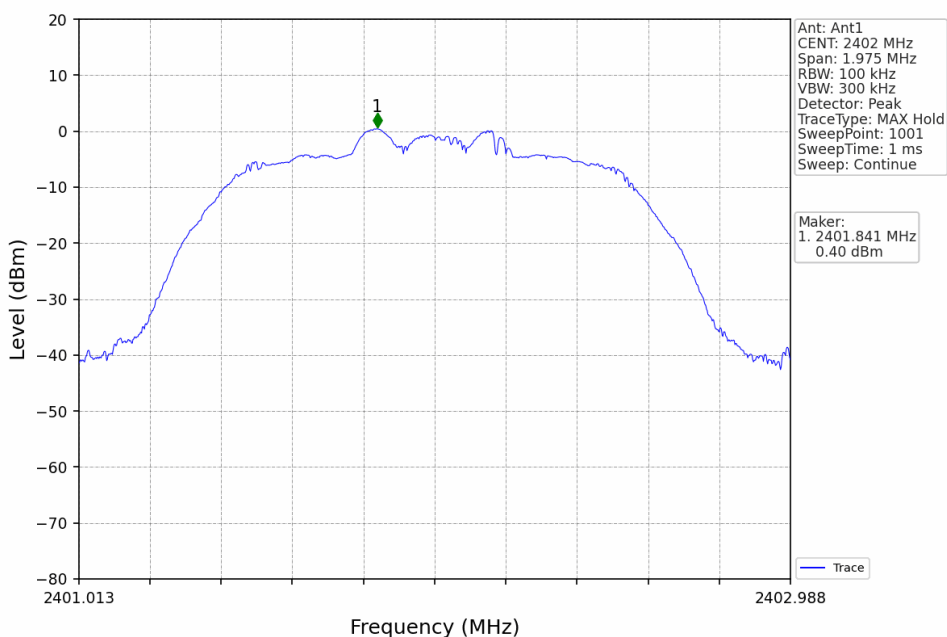
6.1.2 Test Graph



GFSK_DH5_HCH_2480MHz_Ant1_NTNV



Pi/4DQPSK_2DH5_LCH_2402MHz_Ant1_NTNV



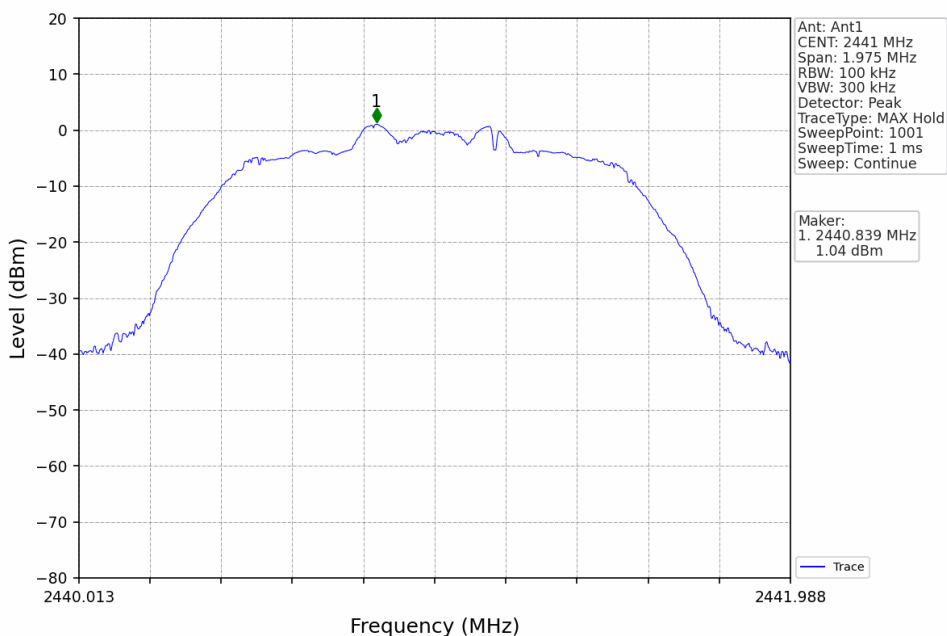
Unless otherwise agreed in writing, this document is issued by the Company subject to its General Conditions of Service printed overleaf, available on request or accessible at <https://www.sgs.com/en/Terms-and-Conditions>. Attention is drawn to the limitation of liability, indemnification and jurisdiction issues defined therein. Any holder of this document is advised that information contained hereon reflects the Company's findings at the time of its intervention only and within the limits of Client's instructions, if any. The Company's sole responsibility is to its Client and this document does not exonerate parties to a transaction from exercising all their rights and obligations under the transaction documents. This document cannot be reproduced except in full, without prior written approval of the Company. Any unauthorized alteration, forgery or falsification of the content or appearance of this document is unlawful and offenders may be prosecuted to the fullest extent of the law. Unless otherwise stated the results shown in this test report refer only to the sample(s) tested and such sample(s) are retained for 30 days only.

Attention: To check the authenticity of testing /inspection report & certificate, please contact us at telephone: (86-755) 8307 1443, or email: CN.Doccheck@sgs.com

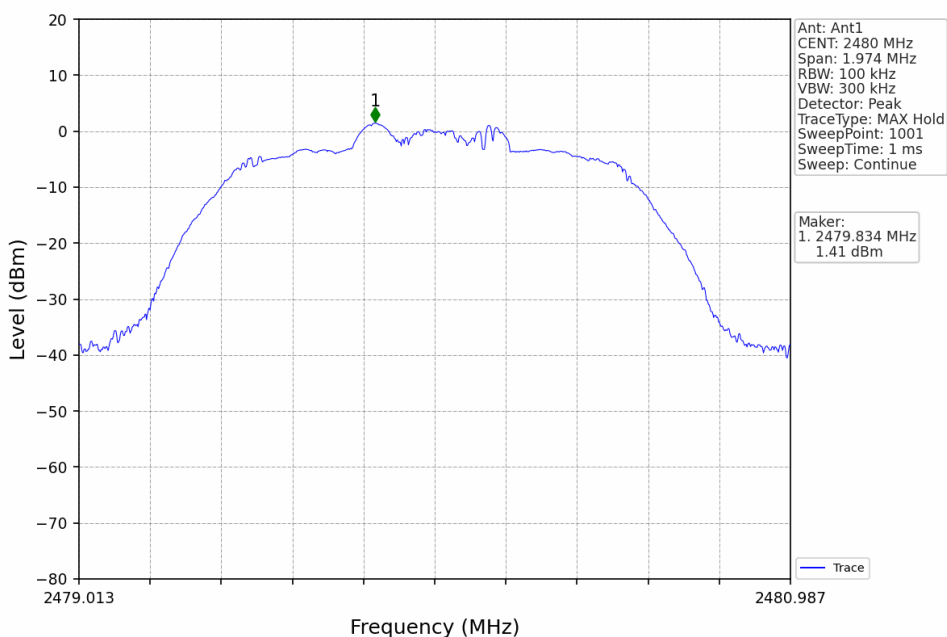
SGS-CSTC Standards Technical Services Co., Ltd.
Shenzhen Branch Testing Laboratory

No.1 Workshop, M-10, Middle Section, Science & Technology Park, Nanshan District, Shenzhen, Guangdong, China 518057 t (86-755) 26012053 f (86-755) 26710594 www.sgsgroup.com.cn
中国·广东·深圳市南山区科技园中区M-10栋1号厂房 邮编: 518057 t (86-755) 26012053 f (86-755) 26710594 sgs.china@sgs.com

Pi/4DQPSK_2DH5_MCH_2441MHz_Ant1_NTNV



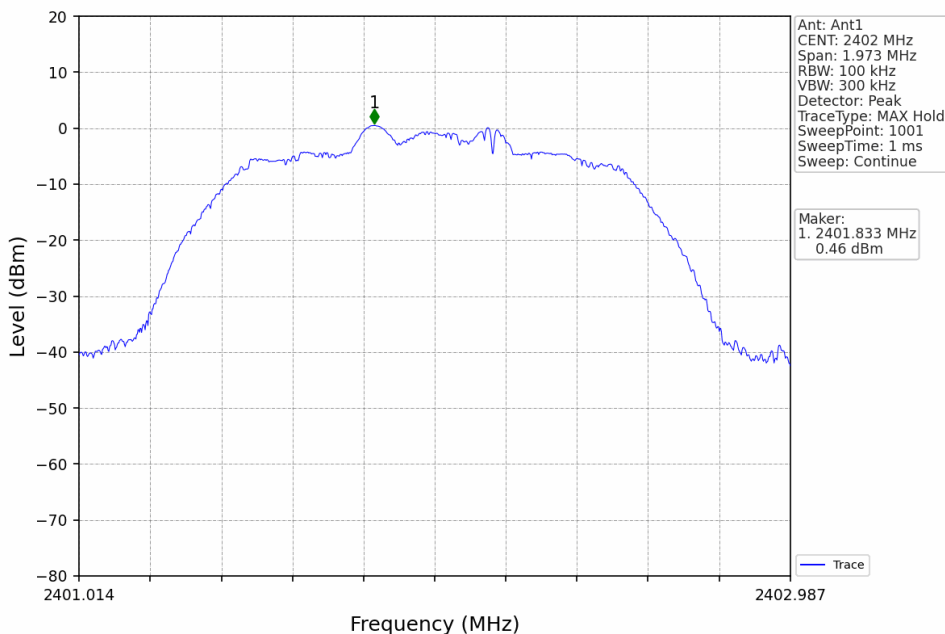
Pi/4DQPSK_2DH5_HCH_2480MHz_Ant1_NTNV



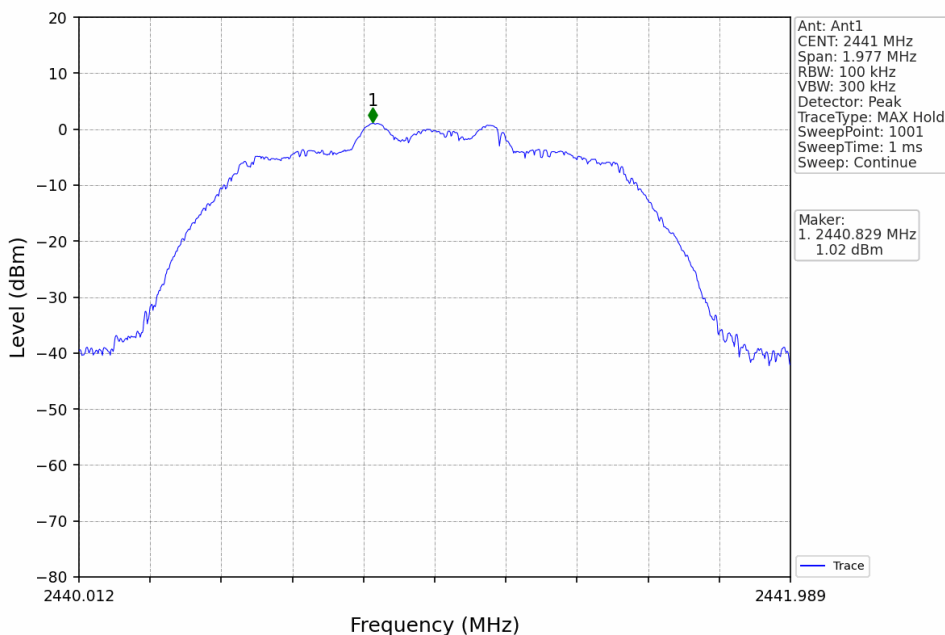
Unless otherwise agreed in writing, this document is issued by the Company subject to its General Conditions of Service printed overleaf, available on request or accessible at <https://www.sgs.com/en/Terms-and-Conditions>. Attention is drawn to the limitation of liability, indemnification and jurisdiction issues defined therein. Any holder of this document is advised that information contained hereon reflects the Company's findings at the time of its intervention only and within the limits of Client's instructions, if any. The Company's sole responsibility is to its Client and this document does not exonerate parties to a transaction from exercising all their rights and obligations under the transaction documents. This document cannot be reproduced except in full, without prior written approval of the Company. Any unauthorized alteration, forgery or falsification of the content or appearance of this document is unlawful and offenders may be prosecuted to the fullest extent of the law. Unless otherwise stated the results shown in this test report refer only to the sample(s) tested and such sample(s) are retained for 30 days only.

Attention: To check the authenticity of testing /inspection report & certificate, please contact us at telephone: (86-755) 8307 1443, or email: CN.Doccheck@sgs.com

8DPSK_3DH5_LCH_2402MHz_Ant1_NTNV



8DPSK_3DH5_MCH_2441MHz_Ant1_NTNV



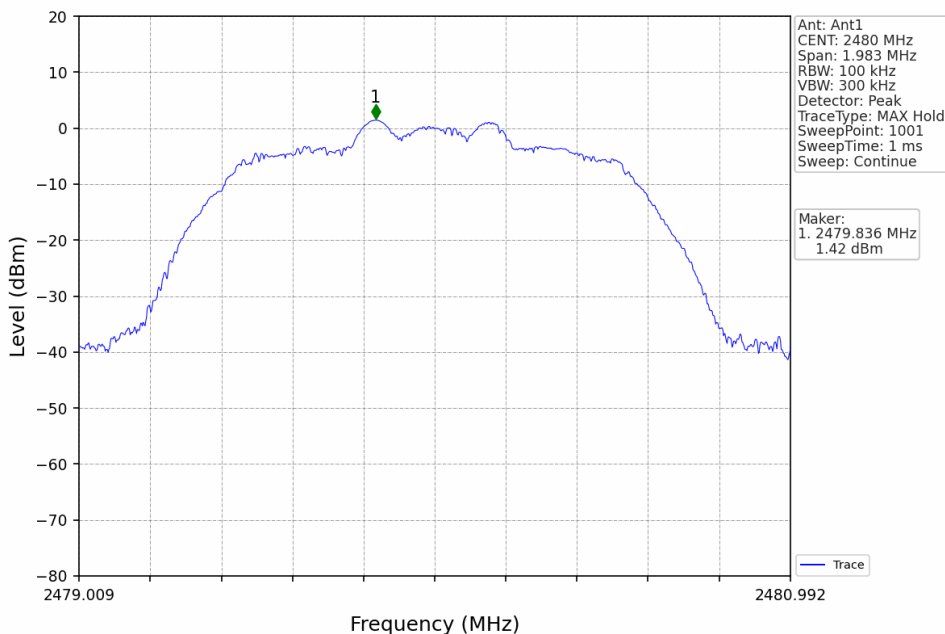
Unless otherwise agreed in writing, this document is issued by the Company subject to its General Conditions of Service printed overleaf, available on request or accessible at <https://www.sgs.com/en/Terms-and-Conditions>. Attention is drawn to the limitation of liability, indemnification and jurisdiction issues defined therein. Any holder of this document is advised that information contained hereon reflects the Company's findings at the time of its intervention only and within the limits of Client's instructions, if any. The Company's sole responsibility is to its Client and this document does not exonerate parties to a transaction from exercising all their rights and obligations under the transaction documents. This document cannot be reproduced except in full, without prior written approval of the Company. Any unauthorized alteration, forgery or falsification of the content or appearance of this document is unlawful and offenders may be prosecuted to the fullest extent of the law. Unless otherwise stated the results shown in this test report refer only to the sample(s) tested and such sample(s) are retained for 30 days only.

Attention: To check the authenticity of testing /inspection report & certificate, please contact us at telephone: (86-755) 8307 1443, or email: CN.Doccheck@sgs.com

SGS-CSTC Standards Technical Services Co., Ltd.
Shenzhen Branch Inspection & Testing Laboratory

No.1 Workshop, M-10, Middle Section, Science & Technology Park, Nanshan District, Shenzhen, Guangdong, China 518057 t (86-755) 26012053 f (86-755) 26710594 www.sgsgroup.com.cn
中国·广东·深圳市南山区科技园中区M-10栋1号厂房 邮编: 518057 t (86-755) 26012053 f (86-755) 26710594 sgs.china@sgs.com

8DPSK_3DH5_HCH_2480MHz_Ant1_NTNV



Unless otherwise agreed in writing, this document is issued by the Company subject to its General Conditions of Service printed overleaf, available on request or accessible at <https://www.sgs.com/en/Terms-and-Conditions>. Attention is drawn to the limitation of liability, indemnification and jurisdiction issues defined therein. Any holder of this document is advised that information contained hereon reflects the Company's findings at the time of its intervention only and within the limits of Client's instructions, if any. The Company's sole responsibility is to its Client and this document does not exonerate parties to a transaction from exercising all their rights and obligations under the transaction documents. This document cannot be reproduced except in full, without prior written approval of the Company. Any unauthorized alteration, forgery or falsification of the content or appearance of this document is unlawful and offenders may be prosecuted to the fullest extent of the law. Unless otherwise stated the results shown in this test report refer only to the sample(s) tested and such sample(s) are retained for 30 days only.

Attention: To check the authenticity of testing / inspection report & certificate, please contact us at telephone: (86-755) 8307 1443, or email: CN.Doccheck@sgs.com

SGS-CSTC Standards Technical Services Co., Ltd. Shenzhen Branch

SZEMC-TRF-01 Rev. A/0 Aug01,2022

Report No.: SZCR230600177202

Page: 85 of 97

6.2 CSE

6.2.1 Test Result

Mode	TX Type	Frequency (MHz)	Packet Type	ANT	Level of Reference (dBm)	Limit (dBm)	Verdict
GFSK	SISO	2402	DH5	1	1.31	-18.69	Pass
		2441	DH5	1	1.31	-18.69	Pass
		2480	DH5	1	1.31	-18.69	Pass
		HOPP	DH5	1	1.31	-18.69	Pass
Pi/4DQPSK	SISO	2402	2DH5	1	1.41	-18.59	Pass
		2441	2DH5	1	1.41	-18.59	Pass
		2480	2DH5	1	1.41	-18.59	Pass
		HOPP	2DH5	1	1.41	-18.59	Pass
8DPSK	SISO	2402	3DH5	1	1.42	-18.58	Pass
		2441	3DH5	1	1.42	-18.58	Pass
		2480	3DH5	1	1.42	-18.58	Pass
		HOPP	3DH5	1	1.42	-18.58	Pass



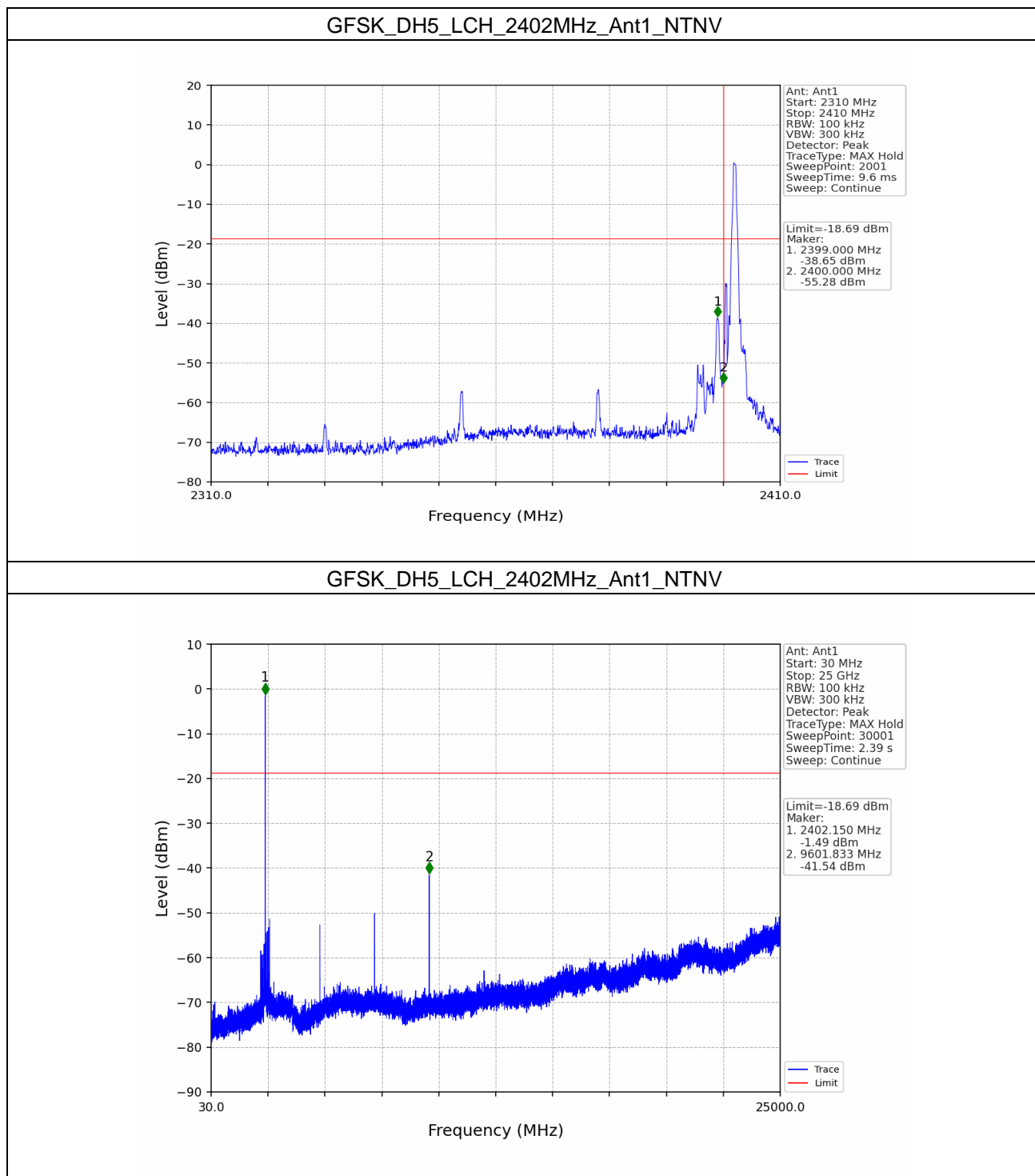
Unless otherwise agreed in writing, this document is issued by the Company subject to its General Conditions of Service printed overleaf, available on request or accessible at <https://www.sgs.com/en/Terms-and-Conditions>. Attention is drawn to the limitation of liability, indemnification and jurisdiction issues defined therein. Any holder of this document is advised that information contained hereon reflects the Company's findings at the time of its intervention only and within the limits of Client's instructions, if any. The Company's sole responsibility is to its Client and this document does not exonerate parties to a transaction from exercising all their rights and obligations under the transaction documents. This document cannot be reproduced except in full, without prior written approval of the Company. Any unauthorized alteration, forgery or falsification of the content or appearance of this document is unlawful and offenders may be prosecuted to the fullest extent of the law. Unless otherwise stated the results shown in this test report refer only to the sample(s) tested and such sample(s) are retained for 30 days only.

Attention: To check the authenticity of testing / inspection report & certificate, please contact us at telephone: (86-755) 8307 1443, or email: CN.Doccheck@sgs.com

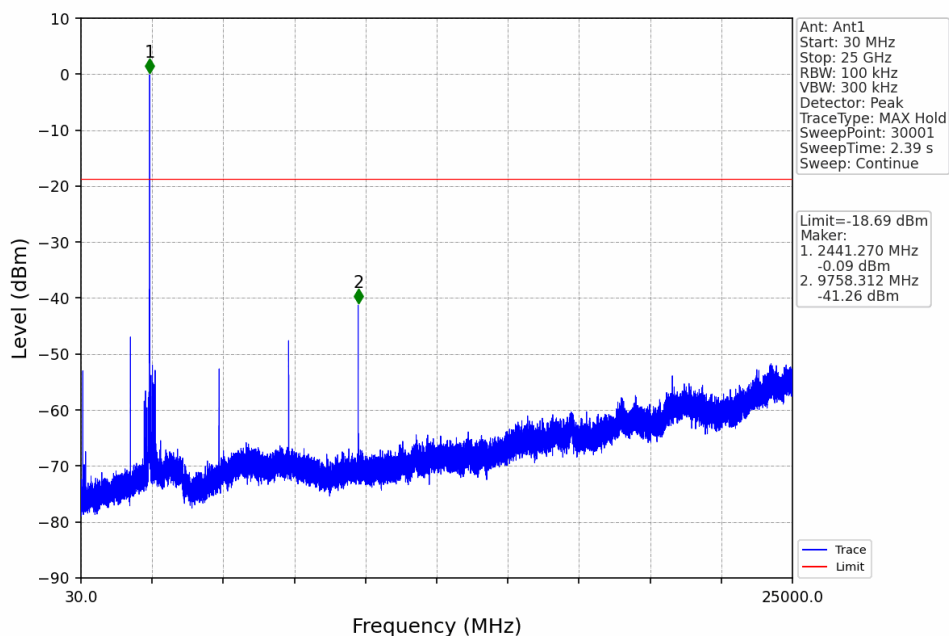
SGS-CSTC Standards Technical Services Co., Ltd.
Shenzhen Branch Testing & Calibration Laboratory

No.1 Workshop, M-10, Middle Section, Science & Technology Park, Nanshan District, Shenzhen, Guangdong, China 518057 t (86-755) 26012053 f (86-755) 26710594 www.sgs.com.cn
中国·广东·深圳市南山区科技园中区M-10栋1号厂房 邮编: 518057 t (86-755) 26012053 f (86-755) 26710594 sgs.china@sgs.com

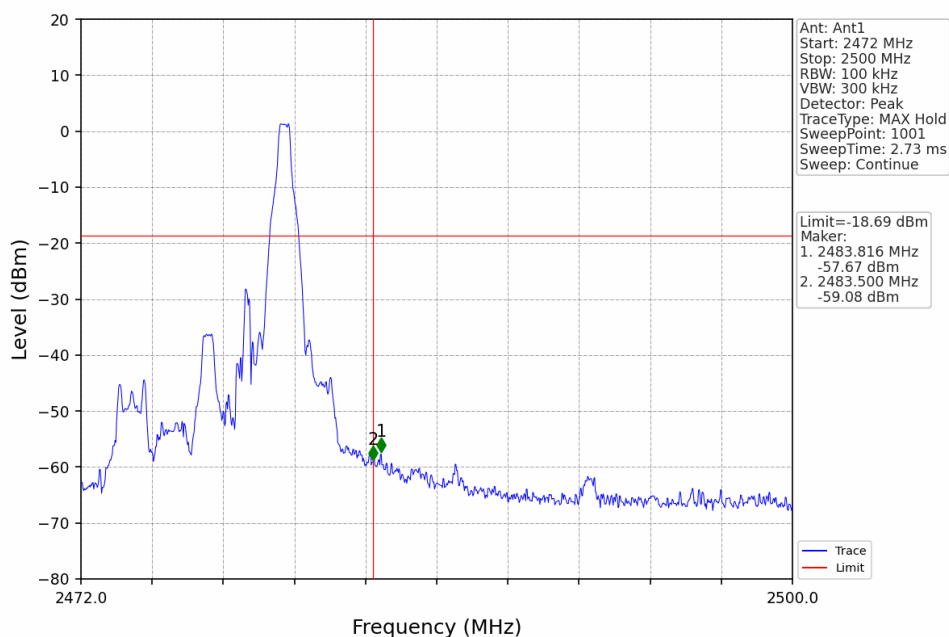
6.2.2 Test Graph



GFSK_DH5_MCH_2441MHz_Ant1_NTNV



GFSK_DH5_HCH_2480MHz_Ant1_NTNV



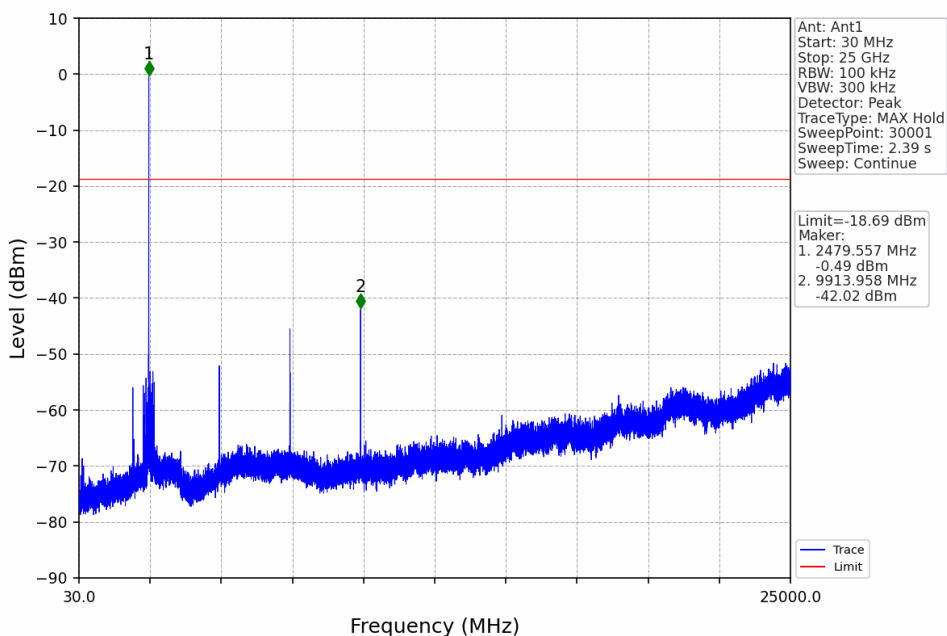
Unless otherwise agreed in writing, this document is issued by the Company subject to its General Conditions of Service printed overleaf, available on request or accessible at <https://www.sgs.com/en/Terms-and-Conditions>. Attention is drawn to the limitation of liability, indemnification and jurisdiction issues defined therein. Any holder of this document is advised that information contained hereon reflects the Company's findings at the time of its intervention only and within the limits of Client's instructions, if any. The Company's sole responsibility is to its Client and this document does not exonerate parties to a transaction from exercising all their rights and obligations under the transaction documents. This document cannot be reproduced except in full, without prior written approval of the Company. Any unauthorized alteration, forgery or falsification of the content or appearance of this document is unlawful and offenders may be prosecuted to the fullest extent of the law. Unless otherwise stated the results shown in this test report refer only to the sample(s) tested and such sample(s) are retained for 30 days only.

Attention: To check the authenticity of testing / inspection report & certificate, please contact us at telephone: (86-755) 8307 1443, or email: CN.Doccheck@sgs.com

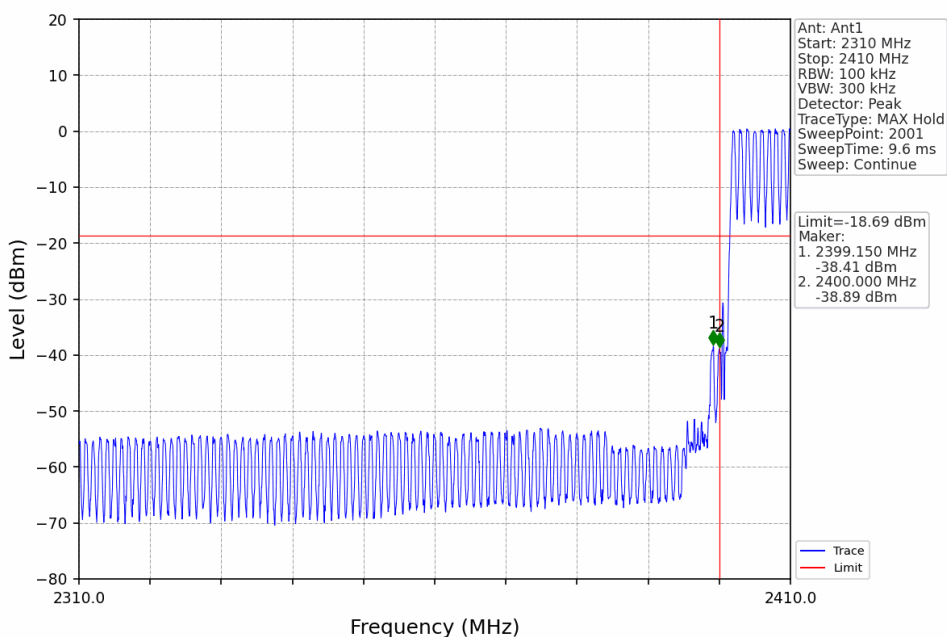
SGS-CSTC Standards Technical Services Co., Ltd.
Shenzhen Branch Inspection & Testing Services Laboratory

No.1 Workshop, M-10, Middle Section, Science & Technology Park, Nanshan District, Shenzhen, Guangdong, China 518057 t (86-755) 26012053 f (86-755) 26710594 www.sgs.com.cn
中国·广东·深圳市南山区科技园中区M-10栋1号厂房 邮编: 518057 t (86-755) 26012053 f (86-755) 26710594 sgs.china@sgs.com

GFSK_DH5_HCH_2480MHz_Ant1_NTNV



GFSK_DH5_HOPP_Ant1_NTNV



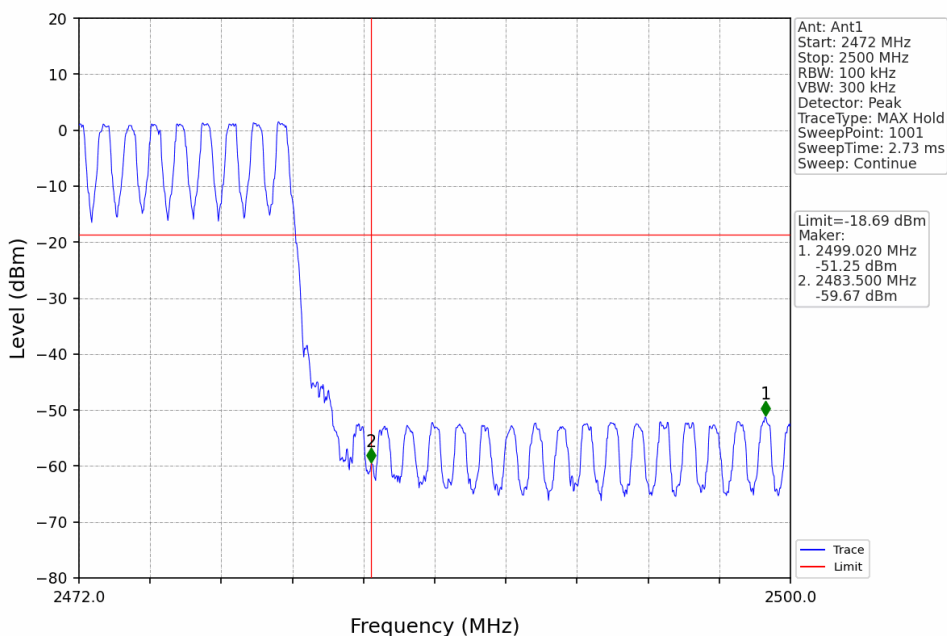
Unless otherwise agreed in writing, this document is issued by the Company subject to its General Conditions of Service printed overleaf, available on request or accessible at <https://www.sgs.com/en/Terms-and-Conditions>. Attention is drawn to the limitation of liability, indemnification and jurisdiction issues defined therein. Any holder of this document is advised that information contained hereon reflects the Company's findings at the time of its intervention only and within the limits of Client's instructions, if any. The Company's sole responsibility is to its Client and this document does not exonerate parties to a transaction from exercising all their rights and obligations under the transaction documents. This document cannot be reproduced except in full, without prior written approval of the Company. Any unauthorized alteration, forgery or falsification of the content or appearance of this document is unlawful and offenders may be prosecuted to the fullest extent of the law. Unless otherwise stated the results shown in this test report refer only to the sample(s) tested and such sample(s) are retained for 30 days only.

Attention: To check the authenticity of testing /inspection report & certificate, please contact us at telephone: (86-755) 8307 1443, or email: CN.Doccheck@sgs.com

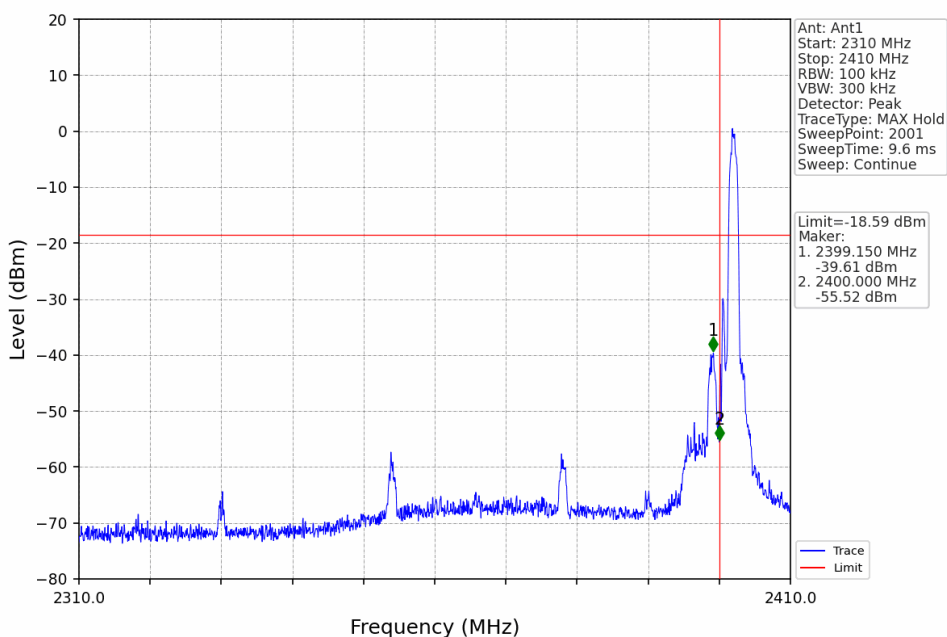
SGS-CSTC Standards Technical Services Co., Ltd.
Shenzhen Branch Testing & Calibration Laboratory

No.1 Workshop, M-10, Middle Section, Science & Technology Park, Nanshan District, Shenzhen, Guangdong, China 518057 t (86-755) 26012053 f (86-755) 26710594 www.sgs.com.cn
中国·广东·深圳市南山区科技园中区M-10栋1号厂房 邮编: 518057 t (86-755) 26012053 f (86-755) 26710594 sgs.china@sgs.com

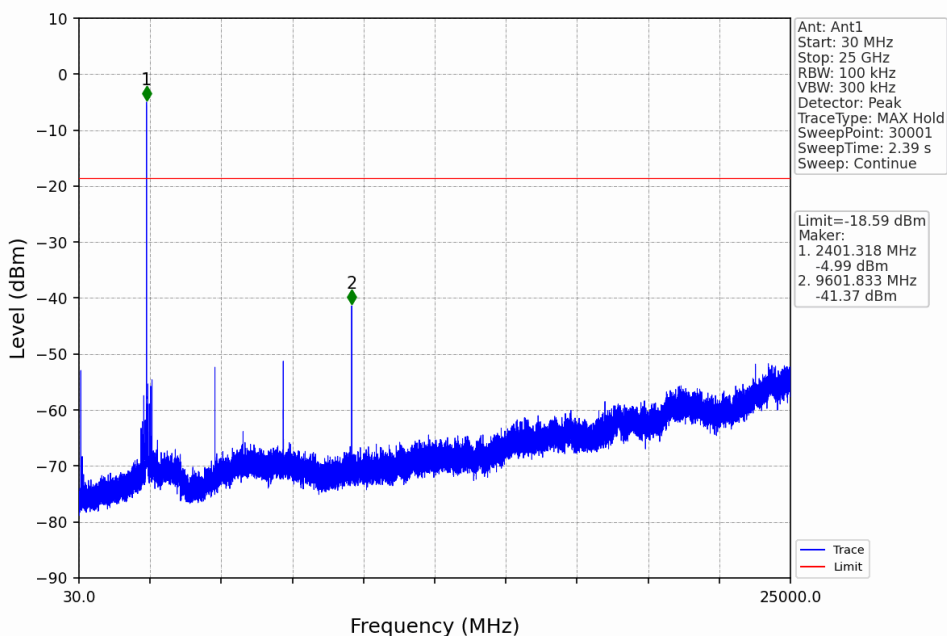
GFSK_DH5_HOPP_Ant1_NTNV



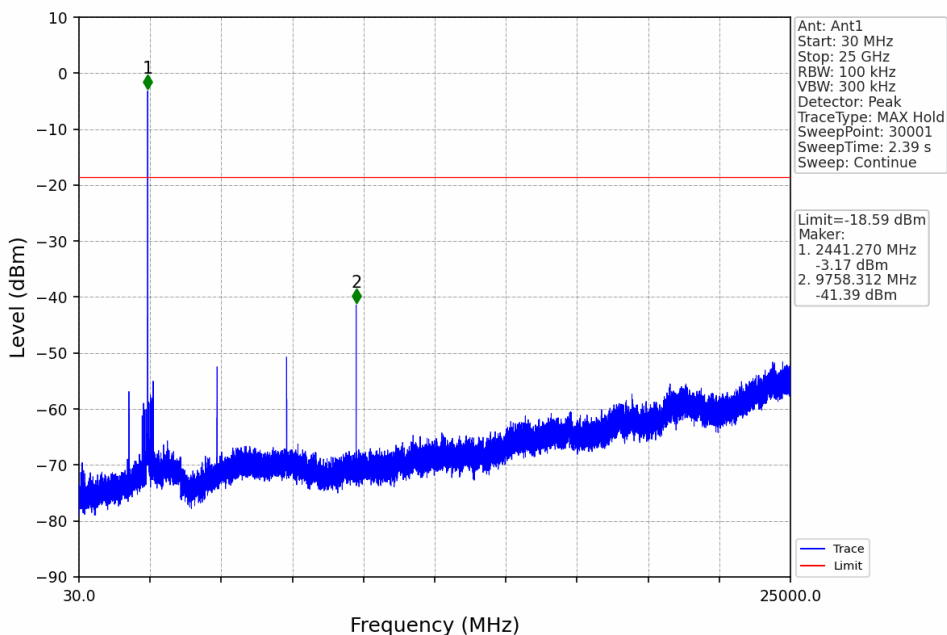
Pi/4DQPSK_2DH5_LCH_2402MHz_Ant1_NTNV



Pi/4DQPSK_2DH5_LCH_2402MHz_Ant1_NTNV



Pi/4DQPSK_2DH5_MCH_2441MHz_Ant1_NTNV



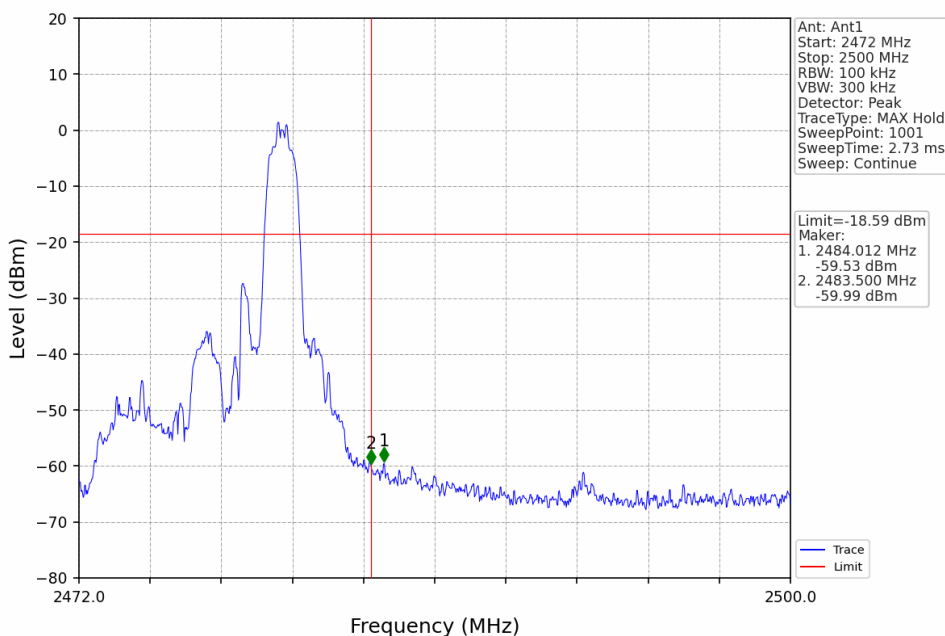
Unless otherwise agreed in writing, this document is issued by the Company subject to its General Conditions of Service printed overleaf, available on request or accessible at <https://www.sgs.com/en/Terms-and-Conditions>. Attention is drawn to the limitation of liability, indemnification and jurisdiction issues defined therein. Any holder of this document is advised that information contained hereon reflects the Company's findings at the time of its intervention only and within the limits of Client's instructions, if any. The Company's sole responsibility is to its Client and this document does not exonerate parties to a transaction from exercising all their rights and obligations under the transaction documents. This document cannot be reproduced except in full, without prior written approval of the Company. Any unauthorized alteration, forgery or falsification of the content or appearance of this document is unlawful and offenders may be prosecuted to the fullest extent of the law. Unless otherwise stated the results shown in this test report refer only to the sample(s) tested and such sample(s) are retained for 30 days only.

Attention: To check the authenticity of testing /inspection report & certificate, please contact us at telephone: (86-755) 8307 1443, or email: CN.Doccheck@sgs.com

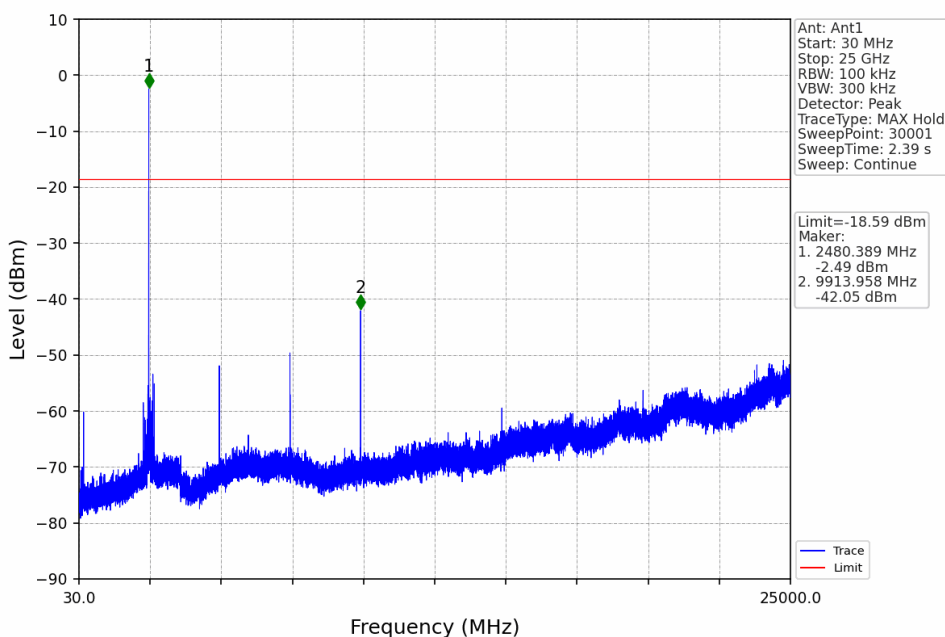
SGS-CSTC Standards Technical Services Co., Ltd.
Shenzhen Branch Inspection & Testing Laboratory

No.1 Workshop, M-10, Middle Section, Science & Technology Park, Nanshan District, Shenzhen, Guangdong, China 518057 t (86-755) 26012053 f (86-755) 26710594 www.sgsgroup.com.cn
中国·广东·深圳市南山区科技园中区M-10栋1号厂房 邮编: 518057 t (86-755) 26012053 f (86-755) 26710594 sgs.china@sgs.com

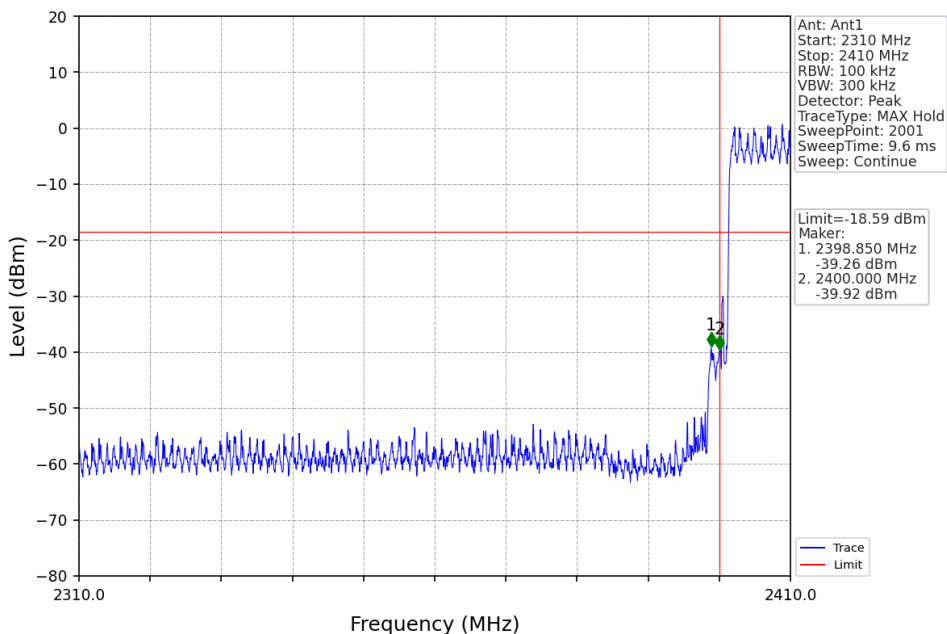
Pi/4DQPSK_2DH5_HCH_2480MHz_Ant1_NTNV



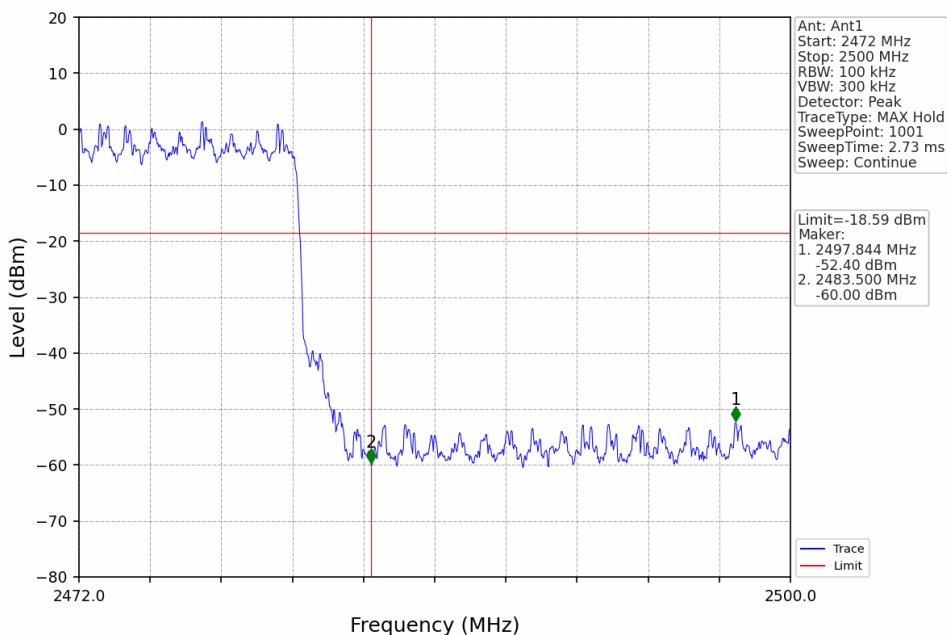
Pi/4DQPSK_2DH5_HCH_2480MHz_Ant1_NTNV



Pi/4DQPSK_2DH5_HOPP_Ant1_NTNV



Pi/4DQPSK_2DH5_HOPP_Ant1_NTNV



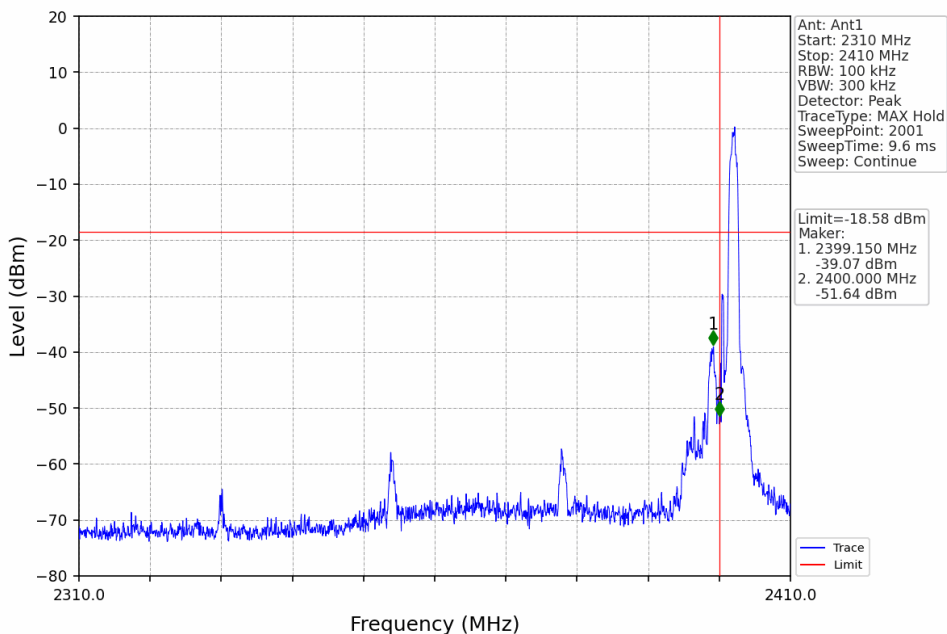
Unless otherwise agreed in writing, this document is issued by the Company subject to its General Conditions of Service printed overleaf, available on request or accessible at <https://www.sgs.com/en/Terms-and-Conditions>. Attention is drawn to the limitation of liability, indemnification and jurisdiction issues defined therein. Any holder of this document is advised that information contained hereon reflects the Company's findings at the time of its intervention only and within the limits of Client's instructions, if any. The Company's sole responsibility is to its Client and this document does not exonerate parties to a transaction from exercising all their rights and obligations under the transaction documents. This document cannot be reproduced except in full, without prior written approval of the Company. Any unauthorized alteration, forgery or falsification of the content or appearance of this document is unlawful and offenders may be prosecuted to the fullest extent of the law. Unless otherwise stated the results shown in this test report refer only to the sample(s) tested and such sample(s) are retained for 30 days only.

Attention: To check the authenticity of testing /inspection report & certificate, please contact us at telephone: (86-755) 8307 1443, or email: CN.Doccheck@sgs.com

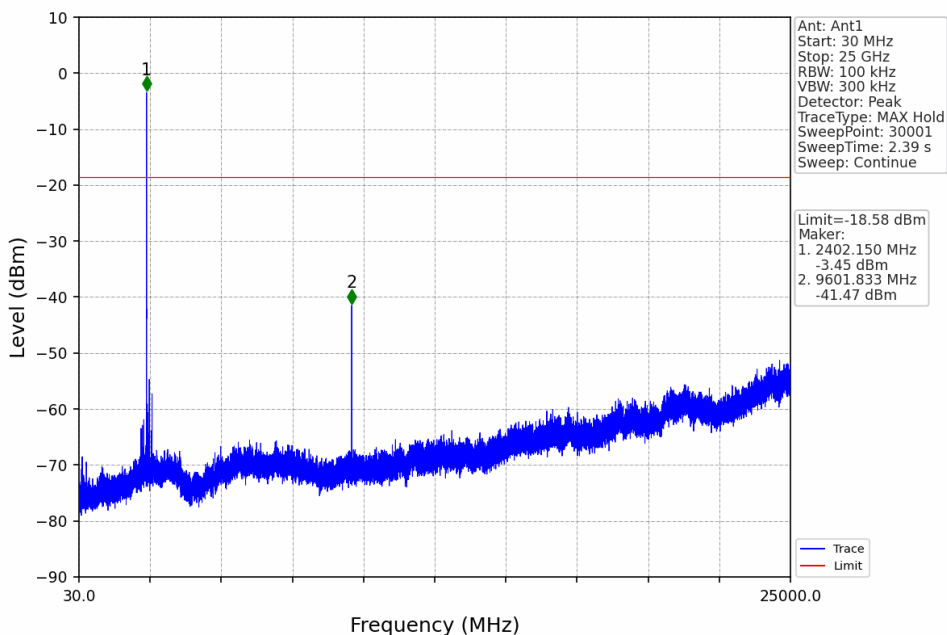
SGS-CSTC Standards Technical Services Co., Ltd.
Shenzhen Branch Inspection & Testing Services Laboratory

No.1 Workshop, M-10, Middle Section, Science & Technology Park, Nanshan District, Shenzhen, Guangdong, China 518057 t (86-755) 26012053 f (86-755) 26710594 www.sgsgroup.com.cn
中国·广东·深圳市南山区科技园中区M-10栋1号厂房 邮编: 518057 t (86-755) 26012053 f (86-755) 26710594 sgs.china@sgs.com

8DPSK_3DH5_LCH_2402MHz_Ant1_NTNV



8DPSK_3DH5_LCH_2402MHz_Ant1_NTNV



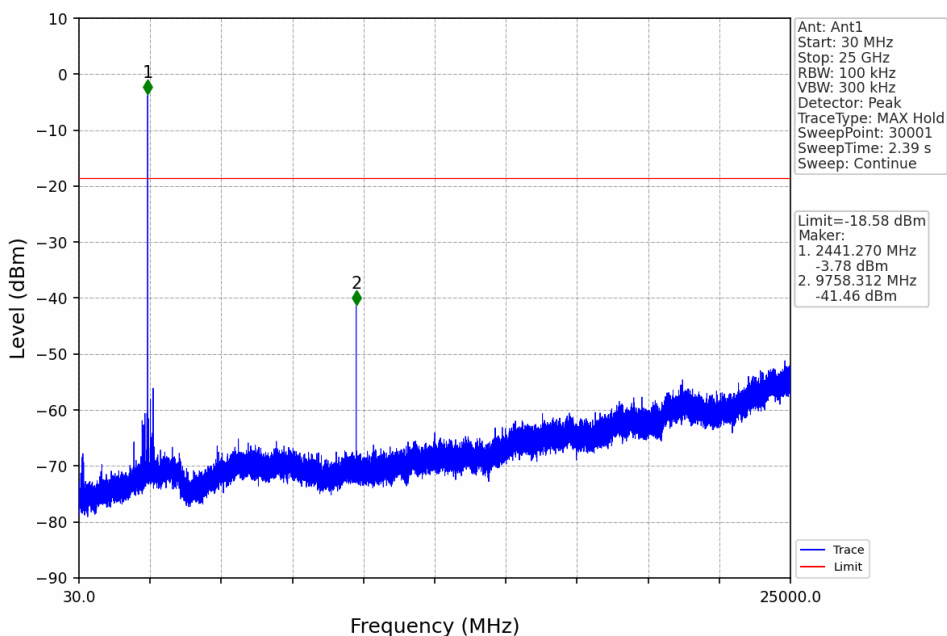
Unless otherwise agreed in writing, this document is issued by the Company subject to its General Conditions of Service printed overleaf, available on request or accessible at <https://www.sgs.com/en/Terms-and-Conditions>. Attention is drawn to the limitation of liability, indemnification and jurisdiction issues defined therein. Any holder of this document is advised that information contained hereon reflects the Company's findings at the time of its intervention only and within the limits of Client's instructions, if any. The Company's sole responsibility is to its Client and this document does not exonerate parties to a transaction from exercising all their rights and obligations under the transaction documents. This document cannot be reproduced except in full, without prior written approval of the Company. Any unauthorized alteration, forgery or falsification of the content or appearance of this document is unlawful and offenders may be prosecuted to the fullest extent of the law. Unless otherwise stated the results shown in this test report refer only to the sample(s) tested and such sample(s) are retained for 30 days only.

Attention: To check the authenticity of testing /inspection report & certificate, please contact us at telephone: (86-755) 8307 1443, or email: CN.Doccheck@sgs.com

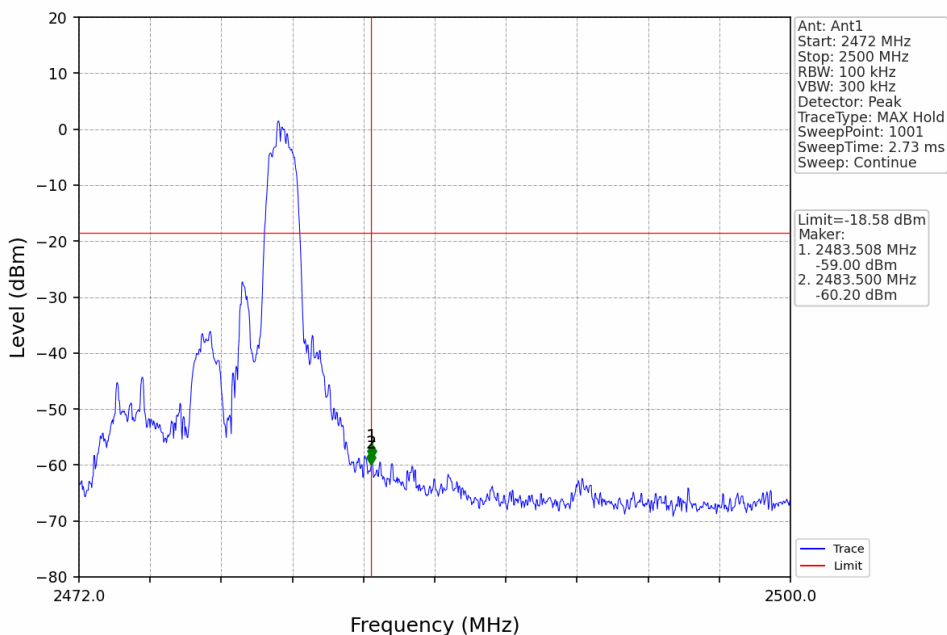
SGS-CSTC Standards Technical Services Co., Ltd.
Shenzhen Branch Inspection & Testing Laboratory

No.1 Workshop, M-10, Middle Section, Science & Technology Park, Nanshan District, Shenzhen, Guangdong, China 518057 t (86-755) 26012053 f (86-755) 26710594 www.sgsgroup.com.cn
中国·广东·深圳市南山区科技园中区M-10栋1号厂房 邮编: 518057 t (86-755) 26012053 f (86-755) 26710594 sgs.china@sgs.com

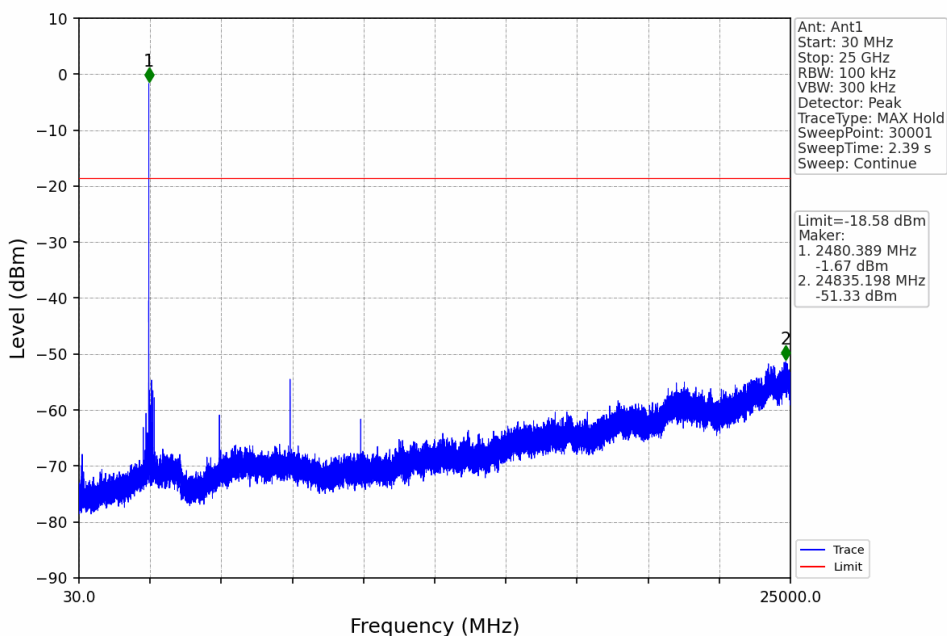
8DPSK_3DH5_MCH_2441MHz_Ant1_NTNV



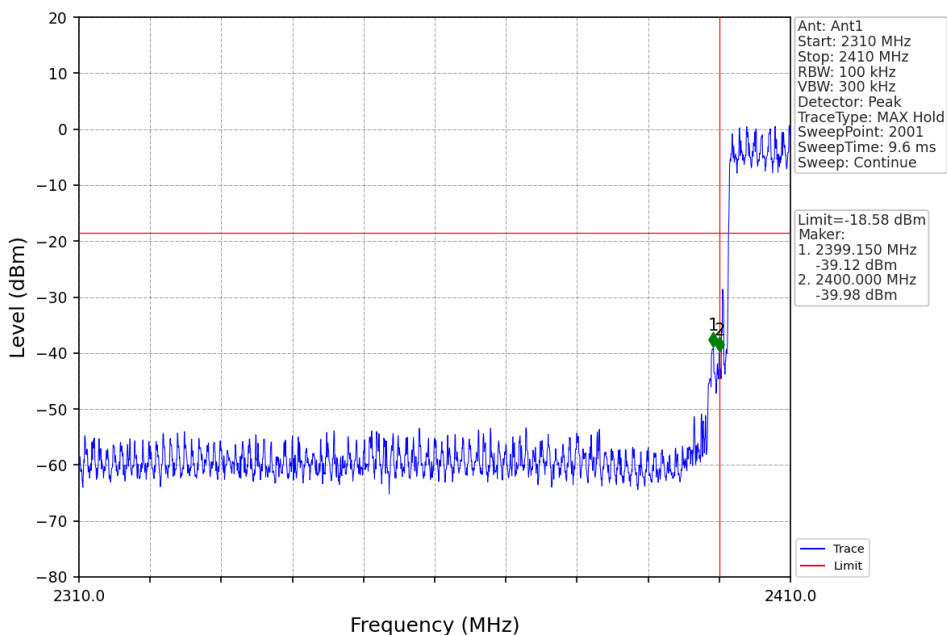
8DPSK_3DH5_HCH_2480MHz_Ant1_NTNV



8DPSK_3DH5_HCH_2480MHz_Ant1_NTNV

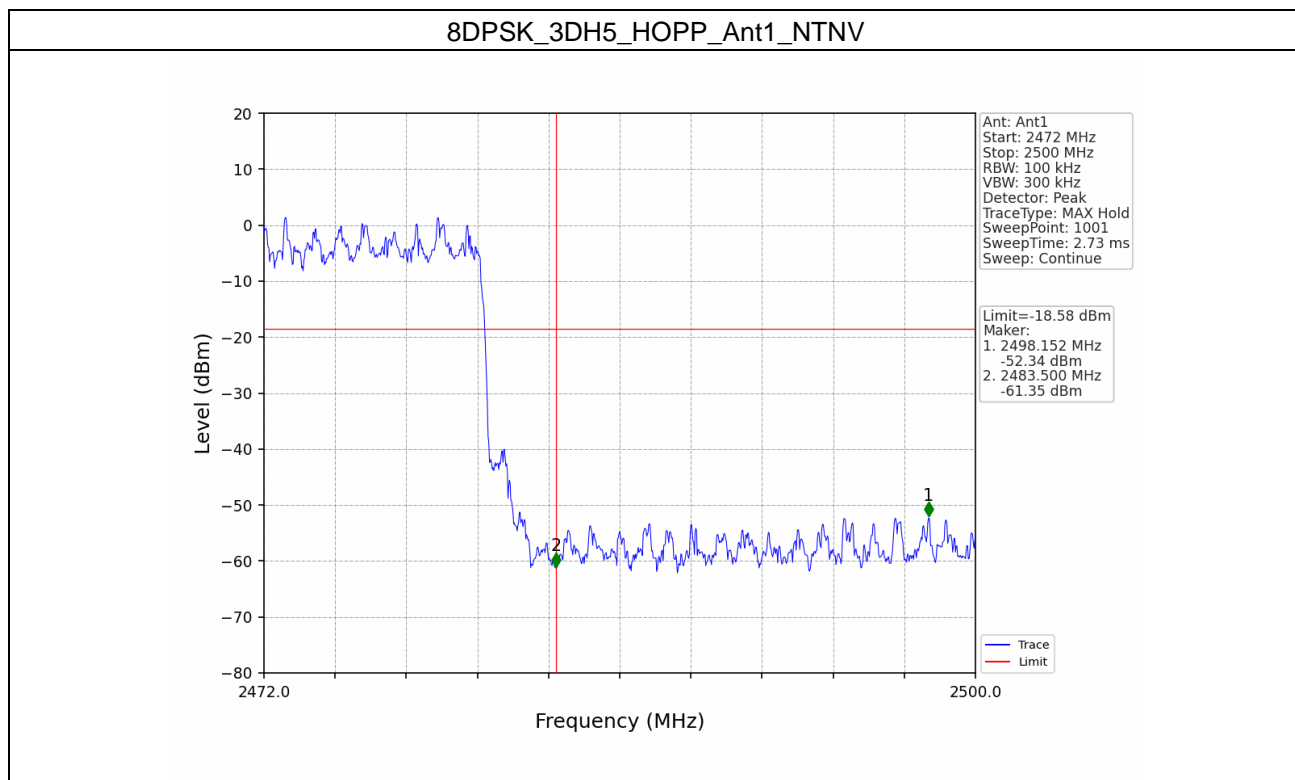


8DPSK_3DH5_HOPP_Ant1_NTNV



Unless otherwise agreed in writing, this document is issued by the Company subject to its General Conditions of Service printed overleaf, available on request or accessible at <https://www.sgs.com/en/Terms-and-Conditions>. Attention is drawn to the limitation of liability, indemnification and jurisdiction issues defined therein. Any holder of this document is advised that information contained hereon reflects the Company's findings at the time of its intervention only and within the limits of Client's instructions, if any. The Company's sole responsibility is to its Client and this document does not exonerate parties to a transaction from exercising all their rights and obligations under the transaction documents. This document cannot be reproduced except in full, without prior written approval of the Company. Any unauthorized alteration, forgery or falsification of the content or appearance of this document is unlawful and offenders may be prosecuted to the fullest extent of the law. Unless otherwise stated the results shown in this test report refer only to the sample(s) tested and such sample(s) are retained for 30 days only.

Attention: To check the authenticity of testing / inspection report & certificate, please contact us at telephone: (86-755) 8307 1443, or email: CN.Doccheck@sgs.com



SGS-CSTC Standards Technical Services Co., Ltd. Shenzhen Branch

SZEMC-TRF-01 Rev. A/0 Aug01,2022

Report No.: SZCR230600177202

Page: 97 of 97

7. Form731

7.1 Form731

7.1.1 Test Result

Lower Freq (MHz)	High Freq (MHz)	MAX Power (W)	MAX Power (dBm)
2402	2480	0.0017	2.24

- End of the Report -



Unless otherwise agreed in writing, this document is issued by the Company subject to its General Conditions of Service printed overleaf, available on request or accessible at <https://www.sgs.com/en/Terms-and-Conditions>. Attention is drawn to the limitation of liability, indemnification and jurisdiction issues defined therein. Any holder of this document is advised that information contained hereon reflects the Company's findings at the time of its intervention only and within the limits of Client's instructions, if any. The Company's sole responsibility is to its Client and this document does not exonerate parties to a transaction from exercising all their rights and obligations under the transaction documents. This document cannot be reproduced except in full, without prior written approval of the Company. Any unauthorized alteration, forgery or falsification of the content or appearance of this document is unlawful and offenders may be prosecuted to the fullest extent of the law. Unless otherwise stated the results shown in this test report refer only to the sample(s) tested and such sample(s) are retained for 30 days only.

Attention: To check the authenticity of testing /inspection report & certificate, please contact us at telephone: (86-755) 8307 1443, or email: CN.Doccheck@sgs.com

SGS-CSTC Standards Technical Services Co., Ltd.
Shenzhen Branch Testing & Calibration Laboratory

No.1 Workshop, M-10, Middle Section, Science & Technology Park, Nanshan District, Shenzhen, Guangdong, China 518057 t (86-755) 26012053 f (86-755) 26710594 www.sgs.com.cn
中国·广东·深圳市南山区科技园中区M-10栋1号厂房 邮编: 518057 t (86-755) 26012053 f (86-755) 26710594 sgs.china@sgs.com