



Report No: TWN2505548-04E

Applicant: Heilongjiang Huida Technology Co., Ltd.

Product: HD525 Agricultural Drone

Model No: 3WWDZ-U25A

Trademark:  VECTOR AGR

Test Standards: FCC Part 15 Subpart E, Paragraph 15.407

Test result: It is herewith confirmed and found to comply with the requirements set up by ANSI C63.10, FCC Part 15 Subpart C, Paragraph 15.407 regulations for the evaluation of electromagnetic compatibility

Approved By


Terry Tang

Manager

Dated: May 23, 2025

Results appearing herein relate only to the sample tested

The technical reports is issued errors and omissions exempt and is subject to withdrawal at

SHENZHEN TIMEWAY TESTING LABORATORIES

Zone C, 1st Floor, Block B, Jun Xiang Da Building, Zhongshan Park Road West, Tong Le Village, Nanshan District, Shenzhen, China

Tel (755) 83448688, Fax (755) 83442996, E-Mail: info@timeway-lab.com



Special Statement:

FCC-Registration No.: 744189

The EMC Laboratory has been registered and fully described in a report filed with the (FCC) Federal Communications commission. The acceptance letter from the FCC is maintained in our files. Registration No.: 744189.

Industry Canada (IC) —Registration No.:5205A

The EMC Laboratory has been registered by Certification and Engineering Bureau of Industry Canada for radio equipment testing with Registration No.: 5205A.

A2LA (Certification Number:5013.01)

The EMC Laboratory has been accredited by the American Association for Laboratory Accreditation (A2LA). Certification Number:5013.01

CAB identifier: CN0033

The report refers only to the sample tested and does not apply to the bulk.

This report is issued in confidence to the client and it will be strictly treated as such by the SHENZHEN TIMEWAY TESTING LABORATORIES. It may not be reproduced rather in its entirety or in part and it may not be used for advertising. The client to whom the report is issued may, however, show or send it, or a certified copy thereof prepared by the SHENZHEN TIMEWAY TESTING LABORATORIES, to his customer. Supplier or others persons directly concerned. SHENZHEN TIMEWAY TESTING LABORATORIES, will not, without the consent of the client enter into any discussion of correspondence with any third party concerning the contents of the report.

In the event of the improper use of the report. The SHENZHEN TIMEWAY TESTING LABORATORIES, reserves the rights to withdraw it and to adopt any other remedies which may be appropriate.



Test Report Conclusion
Content

1.0	General Details	4
1.1	Test Lab Details	4
1.2	Applicant Details	4
1.3	Description of EUT	4
1.4	Submitted Sample	5
1.5	Test Duration	5
1.6	Test Uncertainty	5
1.7	Test By	5
2.0	List of Measurement Equipment	6
3.0	Technical Details	7
3.1	Summary of Test Results	7
3.2	Test Standards	7
4.0	EUT Modification	7
5.0	Duty Cycle	7
6.0	Power Line Conducted Emission Test	8
6.1	Schematics of the Test	8
6.2	Test Method and Test Procedure	8
6.3	Configuration of the EUT	8
6.4	EUT Operating Condition	9
6.5	Conducted Emission Limit	9
6.6	Test Result	9
7.0	Undesirable Emission and Restrict band	10
8.0	Bandwidth Measurement	23
9.0	Peak Transmit Power Measurement	40
10.0	Peak Power Spectral Density Measurement	49
11.0	Frequency Stability	58
12.0	Antenna Requirement	60
13.0	FCC ID Label	61
14.0	Photo of Test Setup and EUT View	62

The report refers only to the sample tested and does not apply to the bulk.

This report is issued in confidence to the client and it will be strictly treated as such by the SHENZHEN TIMEWAY TESTING LABORATORIES. It may not be reproduced rather in its entirety or in part and it may not be used for advertising. The client to whom the report is issued may, however, show or send it, or a certified copy thereof prepared by the SHENZHEN TIMEWAY TESTING LABORATORIES, to his customer. Supplier or others persons directly concerned. SHENZHEN TIMEWAY TESTING LABORATORIES, will not, without the consent of the client enter into any discussion of correspondence with any third party concerning the contents of the report.

In the event of the improper use of the report. The SHENZHEN TIMEWAY TESTING LABORATORIES, reserves the rights to withdraw it and to adopt any other remedies which may be appropriate.



1.0 General Details


1.1 Test Lab Details

Name: SHENZHEN TIMEWAY TESTING LABORATORIES.
Address: Zone C, 1st Floor, Block B, Jun Xiang Da Building, Zhongshan Park Road West, Tong Le Village, Nanshan District, Shenzhen, China
Telephone: (755) 83448688
Fax: (755) 83442996
Site Listed with Federal Communications commission (FCC)
Registration Number: 744189
For 3m Anechoic Chamber
Site Listed with Industry Canada of Ottawa, Canada
Registration Number: IC: 5205A
For 3m Anechoic Chamber

1.2 Applicant Details

Applicant: Heilongjiang Huida Technology Co., Ltd.
Address: Building 1, Science and Technology Innovation Headquarters, Shenzhen (Harbin) Industrial Park, No. 288 Zhigu Street, Songbei District, Harbin, China

1.3 Description of EUT

Product: HD525 Agricultural Drone
Manufacturer: Heilongjiang Huida Technology Co., Ltd.
Address: Building 1, Science and Technology Innovation Headquarters, Shenzhen (Harbin) Industrial Park, No. 288 Zhigu Street, Songbei District, Harbin, China
Trademark: The logo for VECTOR AGR features a stylized orange and yellow 'V' shape to the left of the text 'VECTOR AGR' in a bold, sans-serif font.
Additional Trademark: N/A
Model Number: 3WWDZ-U25A
Additional Model Number: N/A
Hardware Version: HC402_RK3568PWR_P2
Software Version: 3.24.1.0
Battery: DC67.5V, 20000mAh Li-ion battery
Type of Modulation OFDM
Frequency List: 1.25MHz Bandwidth: 5730, 5735, 5740, 5745, 5750, 5755, 5760, 5765, 5770, 5775, 5780, 5785, 5790, 5795, 5800, 5805, 5810, 5815, 5820, 5825
(Unit: MHz)
10MHz Bandwidth: 5735, 5745, 5755, 5765, 5775, 5785, 5795, 5805, 5815, 5825
Antenna: Rod antennas used. The gain of the antennas is 2.90dBi maximum for each. (Get from the antenna specification provided the applicant)
Frequency Selection By software

The report refers only to the sample tested and does not apply to the bulk.

This report is issued in confidence to the client and it will be strictly treated as such by the SHENZHEN TIMEWAY TESTING LABORATORIES. It may not be reproduced rather in its entirety or in part and it may not be used for advertising. The client to whom the report is issued may, however, show or send it, or a certified copy thereof prepared by the SHENZHEN TIMEWAY TESTING LABORATORIES, to his customer. Supplier or others persons directly concerned. SHENZHEN TIMEWAY TESTING LABORATORIES, will not, without the consent of the client enter into any discussion of correspondence with any third party concerning the contents of the report.

In the event of the improper use of the report. The SHENZHEN TIMEWAY TESTING LABORATORIES, reserves the rights to withdraw it and to adopt any other remedies which may be appropriate.



1.4 Submitted Sample: 1 Sample

1.5 Test Duration

2025-05-08 to 2025-05-23

1.6 Test Uncertainty

Conducted Emissions Uncertainty = 3.6dB

Radiated Emissions below 1GHz Uncertainty = 4.7dB

Radiated Emissions above 1GHz Uncertainty = 6.0dB

Conducted Power Uncertainty = 6.0dB

Occupied Channel Bandwidth Uncertainty = 5%

Note: The measurement uncertainty is for coverage factor of $k=2$ and a level of confidence of 95%.

1.7 Test Engineer

The sample tested by

Andy Xing

Print Name: Andy Xing

The report refers only to the sample tested and does not apply to the bulk.

This report is issued in confidence to the client and it will be strictly treated as such by the SHENZHEN TIMEWAY TESTING LABORATORIES. It may not be reproduced rather in its entirety or in part and it may not be used for advertising. The client to whom the report is issued may, however, show or send it, or a certified copy thereof prepared by the SHENZHEN TIMEWAY TESTING LABORATORIES, to his customer. Supplier or others persons directly concerned. SHENZHEN TIMEWAY TESTING LABORATORIES, will not, without the consent of the client enter into any discussion of correspondence with any third party concerning the contents of the report.

In the event of the improper use of the report. The SHENZHEN TIMEWAY TESTING LABORATORIES, reserves the rights to withdraw it and to adopt any other remedies which may be appropriate.



2.0 Test Equipment					
Instrument Type	Manufacturer	Model	Serial No.	Date of Cal.	Due Date
ESPI Test Receiver	R&S	ESPI 3	100379	2024-07-12	2025-07-11
LISN	R&S	EZH3-Z5	100294	2024-07-12	2025-07-11
LISN	R&S	EZH3-Z5	100253	2024-07-12	2025-07-11
Impuls-Begrenzer	R&S	ESH3-Z2	100281	2024-07-12	2025-07-11
Loop Antenna	EMCO	6507	00078608	2022-07-18	2025-07-17
Spectrum	R&S	FSIQ26	100292	2024-07-12	2025-07-11
Horn Antenna	A-INFO	LB-180400-KF	J211060660	2022-07-18	2025-07-17
Horn Antenna	R&S	BBHA 9120D	9120D-631	2022-07-18	2025-07-17
Power meter	Anritsu	ML2487A	6K00003613	2024-07-12	2025-07-11
Power sensor	Anritsu	MA2491A	32263	2024-07-12	2025-07-11
Bilog Antenna	Schwarebeck	VULB9163	9163/340	2022-07-18	2025-07-17
9*6*6 Anechoic	--	--	N/A	2022-07-26	2025-07-25
EMI Test Receiver	RS	ESVB	826156/011	2024-07-12	2025-07-11
EMI Test Receiver	RS	ESCS 30	834115/006	2024-07-12	2025-07-11
Spectrum	HP/Agilent	E4407B	MY50441392	2024-07-12	2025-07-11
Spectrum	RS	FSP	1164.4391.38	2024-07-12	2025-07-11
RF Cable	Zhengdi	ZT26-NJ-NJ-8M/FA	--	2024-07-12	2025-07-11
RF Cable	Zhengdi	7m	--	2024-07-12	2025-07-11
Pre-Amplifier	Schwarebeck	BBV9743	#218	2024-07-12	2025-07-11
Pre-Amplifier	HP/Agilent	8449B	3008A00160	2024-07-12	2025-07-11
LISN	SCHAFFNER	NNB42	00012	2024-07-12	2025-07-11
ESPI Test Receiver	R&S	ESPI 3	100379	2024-07-12	2025-07-11
LISN	R&S	EZH3-Z5	100294	2024-07-12	2025-07-11

2.2 Automation Test Software

For Conducted Emission Test

Name	Version
EZ-EMC	Ver.EMC-CON 3A1.1

For Radiated Emissions

Name	Version
EMI Test Software BL410-EV18.91	V18.905
EMI Test Software BL410-EV18.806 High Frequency	V18.06

The report refers only to the sample tested and does not apply to the bulk.

This report is issued in confidence to the client and it will be strictly treated as such by the SHENZHEN TIMEWAY TESTING LABORATORIES. It may not be reproduced rather in its entirety or in part and it may not be used for advertising. The client to whom the report is issued may, however, show or send it, or a certified copy thereof prepared by the SHENZHEN TIMEWAY TESTING LABORATORIES, to his customer. Supplier or others persons directly concerned. SHENZHEN TIMEWAY TESTING LABORATORIES, will not, without the consent of the client enter into any discussion of correspondence with any third party concerning the contents of the report.

In the event of the improper use of the report. The SHENZHEN TIMEWAY TESTING LABORATORIES, reserves the rights to withdraw it and to adopt any other remedies which may be appropriate.



3.0 Technical Details

3.1 Summary of test results

The EUT has been tested according to the following specifications:			
Standard	Test Type	Result	Notes
FCC Part 15, Paragraph 15.407	Conducted Emission Test	N/A	N/A
FCC Part 15 Subpart E Paragraph 15.407 (b1/4/5/6/7), Part 15.205 and Part 15.209	Undesirable Emission and Restrict band	Pass	Complies
FCC Part 15, Paragraph 15.407 (a1/2/3)	Peak Transmit Power	Pass	Complies
FCC Part 15, Paragraph 15.407 (a)(6)	Peak Power Excursion	Pass	Complies
FCC Part 15, Paragraph 15.407 (a1/2/3)	Peak Power Spectral Density	Pass	Complies
FCC Part 15, Paragraph 15.407(g)	Frequency Stability	Pass	Complies

3.2 Test Standards

FCC Part 15 Subpart & Subpart C, Paragraph 15.407, ANSI C63.10 :2013 and ANSI C63.4 :2014
789033 D02 General UNII Test Procedures New Rules v01r04

4.0 EUT Modification

No modification by SHENZHEN TIMEWAY TESTING LABORATORIES.

5.0 Duty Cycle

Note: during the test, the duty cycle was set up to >98%.

The report refers only to the sample tested and does not apply to the bulk.

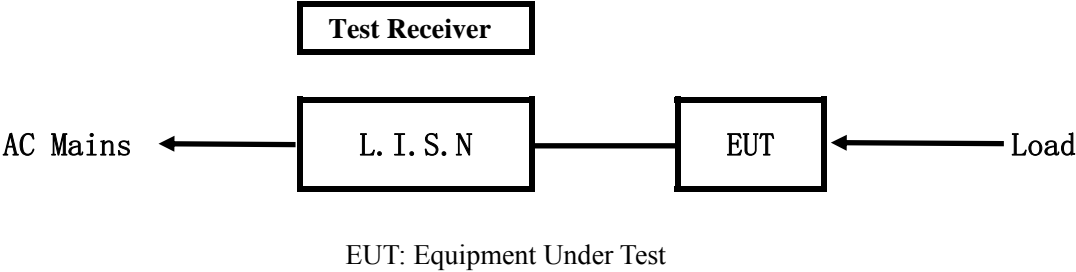
This report is issued in confidence to the client and it will be strictly treated as such by the SHENZHEN TIMEWAY TESTING LABORATORIES. It may not be reproduced rather in its entirety or in part and it may not be used for advertising. The client to whom the report is issued may, however, show or send it, or a certified copy thereof prepared by the SHENZHEN TIMEWAY TESTING LABORATORIES, to his customer. Supplier or others persons directly concerned. SHENZHEN TIMEWAY TESTING LABORATORIES, will not, without the consent of the client enter into any discussion of correspondence with any third party concerning the contents of the report.

In the event of the improper use of the report. The SHENZHEN TIMEWAY TESTING LABORATORIES, reserves the rights to withdraw it and to adopt any other remedies which may be appropriate.



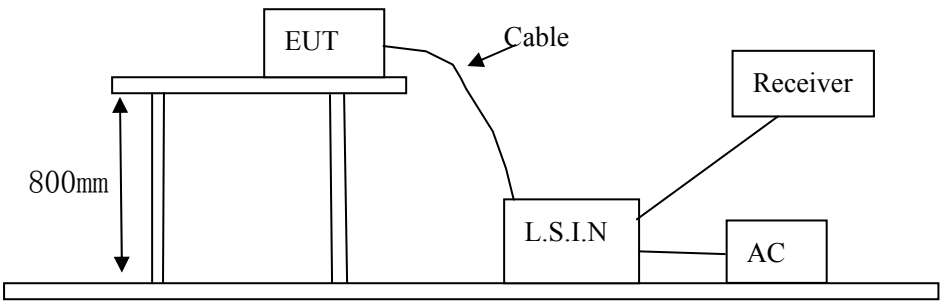
6. Power Line Conducted Emission Test

6.1 Schematics of the test



6.2 Test Method and test Procedure

The EUT was tested according to ANSI C63.10-2013. The Frequency spectrum From 0.15MHz to 30MHz was investigated. The LISN used was 50ohm/50uH as specified by section 5.1 of ANSI C63.10-2013.
Test Voltage: N/A
Block diagram of Test setup



6.3 Configuration of the EUT

The EUT was configured according to ANSI C63.10-2013. All interface ports were connected to the appropriate peripherals. All peripherals and cables are listed below.

A. EUT

Device	Manufacturer	Model	FCC ID
HD525 Agricultural Drone	Heilongjiang Huida Technology Co., Ltd.	3WWDZ-U25A	2BBNT-3WWDZ-U25A

B. Internal Device

Device	Manufacturer	Model	Rating

The report refers only to the sample tested and does not apply to the bulk.
This report is issued in confidence to the client and it will be strictly treated as such by the SHENZHEN TIMEWAY TESTING LABORATORIES. It may not be reproduced rather in its entirety or in part and it may not be used for advertizing. The client to whom the report is issued may, however, show or send it . or a certified copy there of prepared by the SHENZHEN TIMEWAY TESTING LABORATORIES. to his customer. Supplier or others persons directly concerned. SHENZHEN TIMEWAY TESTING LABORATORIES. will not, without the consent of the client enter into any discussion of correspondence with any third party concerning the contents of the report.
In the event of the improper use of the report. The SHENZHEN TIMEWAY TESTING LABORATORIES. reserves the rights to withdraw it and to adopt any other remedies which may be appropriate.



C. Peripherals

Device	Manufacturer	Model	Rating
N/A			

6.4 EUT Operating Condition

Operating condition is according to ANSI C63.10 -2013.

A Setup the EUT and simulators as shown on follow

B Enable AF signal and confirm EUT active to normal condition

6.5 Power line conducted Emission Limit according to Paragraph 15.207

Frequency (MHz)	Limits (dB μ V)	
	Quasi-peak Level	Average Level
0.15 ~ 0.50	66.0~56.0*	56.0~46.0*
0.50 ~ 5.00	56.0	46.0
5.00 ~ 30.00	60.0	50.0

Notes: 1. *Decreasing linearly with logarithm of frequency.
2. The tighter limit shall apply at the transition frequencies

6.6 Test Results

N/A

The frequency spectrum from 0.15MHz to 30MHz was investigated. All reading are quasi-peak values with a resolution bandwidth of 9kHz.

Note: EUT not directly or in-directly connected to the AC power source. so this test item not applicable.

The report refers only to the sample tested and does not apply to the bulk.

This report is issued in confidence to the client and it will be strictly treated as such by the SHENZHEN TIMEWAY TESTING LABORATORIES. It may not be reproduced rather in its entirety or in part and it may not be used for advertizing. The client to whom the report is issued may, however, show or send it . or a certified copy there of prepared by the SHENZHEN TIMEWAY TESTING LABORATORIES. to his customer. Supplier or others persons directly concerned. SHENZHEN TIMEWAY TESTING LABORATORIES. will not, without the consent of the client enter into any discussion of correspondence with any third party concerning the contents of the report.

In the event of the improper use of the report. The SHENZHEN TIMEWAY TESTING LABORATORIES. reserves the rights to withdraw it and to adopt any other remedies which may be appropriate.



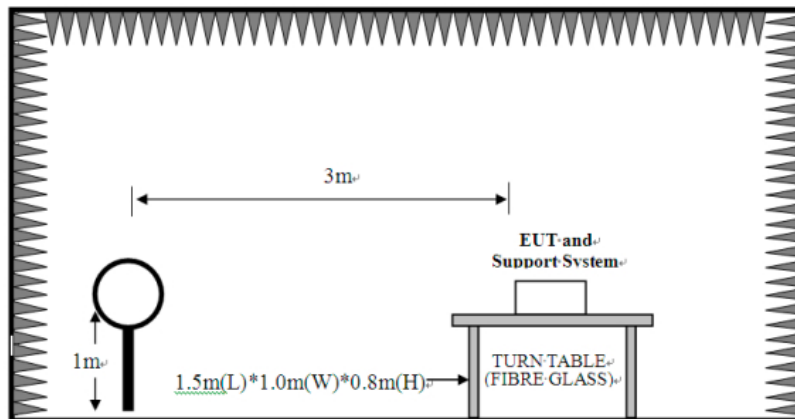
7 Undesirable Emission and Restrict band

7.1 Test Method and test Procedure:

- (1) The EUT was tested according to ANSI C63.10-2013. The radiated test was performed at Timeway Laboratory. This site is on file with the FCC laboratory division, Registration No.744189
- (2) The EUT, peripherals were put on the turntable which table size is 1m x 1.5 m, table high 0.8 m. All set up is according to ANSI C63.10-2013.
- (3) The frequency spectrum from 30 MHz to 40 GHz was investigated. All readings from 30 MHz to 1 GHz are Quasi-peak values with a resolution bandwidth of 120 kHz. For measurement above 1GHz, peak values with RBW=1MHz, VBW=3MHz and PK detector. Measurements were made at 3 meters.
- (4) The antenna high is varied from 1 m to 4 m high to find the maximum emission for each frequency.
- (5) Maximizing procedure was performed on the six (6) highest emissions to ensure EUT compliance is with all installation combinations. All data was recorded in the peak detection mode. Quasi-peak readings was performed only when an emission was found to be marginal (within -4 dB of specification limit), and are distinguished with a “QP” in the data table.
- (6) The antenna polarization: Vertical polarization and Horizontal polarization.

Block diagram of Test setup

For radiated emissions from 9kHz to 30MHz



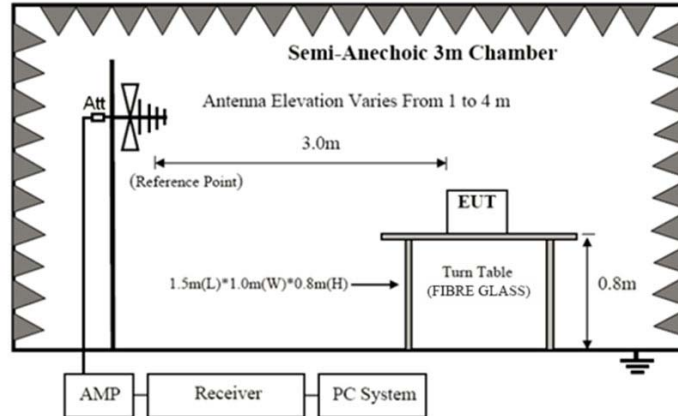
The report refers only to the sample tested and does not apply to the bulk.

This report is issued in confidence to the client and it will be strictly treated as such by the SHENZHEN TIMEWAY TESTING LABORATORIES. It may not be reproduced rather in its entirety or in part and it may not be used for advertising. The client to whom the report is issued may, however, show or send it, or a certified copy thereof prepared by the SHENZHEN TIMEWAY TESTING LABORATORIES, to his customer. Supplier or others persons directly concerned. SHENZHEN TIMEWAY TESTING LABORATORIES, will not, without the consent of the client enter into any discussion of correspondence with any third party concerning the contents of the report.

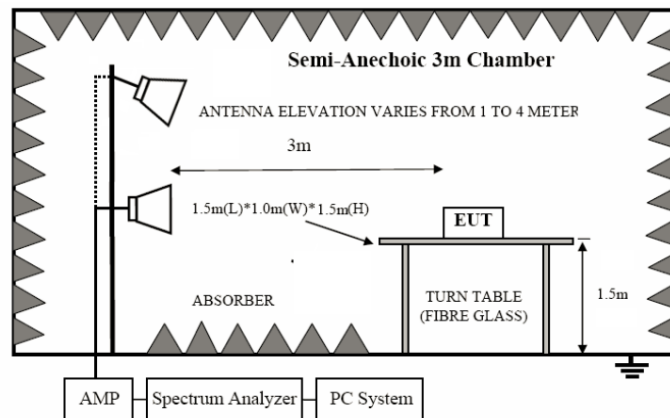
In the event of the improper use of the report. The SHENZHEN TIMEWAY TESTING LABORATORIES, reserves the rights to withdraw it and to adopt any other remedies which may be appropriate.



For radiated emissions from 30MHz to 1GHz



For radiated emissions above 1GHz



7.2 Configuration of The EUT

Same as section 5.3 of this report

7.3 EUT Operating Condition

Same as section 5.4 of this report.

7.4 Radiated Emission Limit

All emission from a digital device, including any network of conductors and apparatus connected thereto, shall not exceed the level of field strength specified below:

The report refers only to the sample tested and does not apply to the bulk.

This report is issued in confidence to the client and it will be strictly treated as such by the SHENZHEN TIMEWAY TESTING LABORATORIES. It may not be reproduced rather in its entirety or in part and it may not be used for advertising. The client to whom the report is issued may, however, show or send it, or a certified copy thereof prepared by the SHENZHEN TIMEWAY TESTING LABORATORIES, to his customer. Supplier or others persons directly concerned. SHENZHEN TIMEWAY TESTING LABORATORIES, will not, without the consent of the client enter into any discussion of correspondence with any third party concerning the contents of the report.

In the event of the improper use of the report. The SHENZHEN TIMEWAY TESTING LABORATORIES, reserves the rights to withdraw it and to adopt any other remedies which may be appropriate.



Frequencies in restricted band are complied to limit on Paragraph 15.209

Frequency Range (MHz)	Distance (m)	Field strength (dB μ V/m)
30-88	3	40.0
88-216	3	43.5
216-960	3	46.0
Above 960		54.

- (1) For transmitters operating in the 5.15-5.25 GHz band: all emissions outside of the 5.15-5.35 GHz band shall not exceed an EIRP of -27dBm/MHz
- (2) For transmitters operating in the 5.725-5.825 GHz band: all emissions within the frequency range from the band edge to 10 MHz above or below the band edge shall not exceed an EIRP of -17dBm/MHz; for frequencies 10 MHz or greater above or below the band edge, emissions shall not exceed an EIRP of -27dBm/MHz.

- Note:
1. RF Voltage (dBuV) = 20 log RF Voltage (μ V)
 2. In the Above Table, the higher limit applies at the band edges.
 3. Distance refers to the distance in meters between the measuring instrument antenna and the EUT

Note: 1. RE tests are all in MIMO mode

2. Only the worst case was recorded in the test report.

The report refers only to the sample tested and does not apply to the bulk.

This report is issued in confidence to the client and it will be strictly treated as such by the SHENZHEN TIMEWAY TESTING LABORATORIES. It may not be reproduced rather in its entirety or in part and it may not be used for advertising. The client to whom the report is issued may, however, show or send it, or a certified copy thereof prepared by the SHENZHEN TIMEWAY TESTING LABORATORIES, to his customer. Supplier or others persons directly concerned. SHENZHEN TIMEWAY TESTING LABORATORIES, will not, without the consent of the client enter into any discussion of correspondence with any third party concerning the contents of the report.

In the event of the improper use of the report. The SHENZHEN TIMEWAY TESTING LABORATORIES, reserves the rights to withdraw it and to adopt any other remedies which may be appropriate.



Test result

General Radiated Emission Data and Harmonics Radiated Emission Data

Radiated Emission In Horizontal (30MHz----1000MHz)

EUT set Condition: Keeping Transmitting

Results: Pass

The report refers only to the sample tested and does not apply to the bulk.

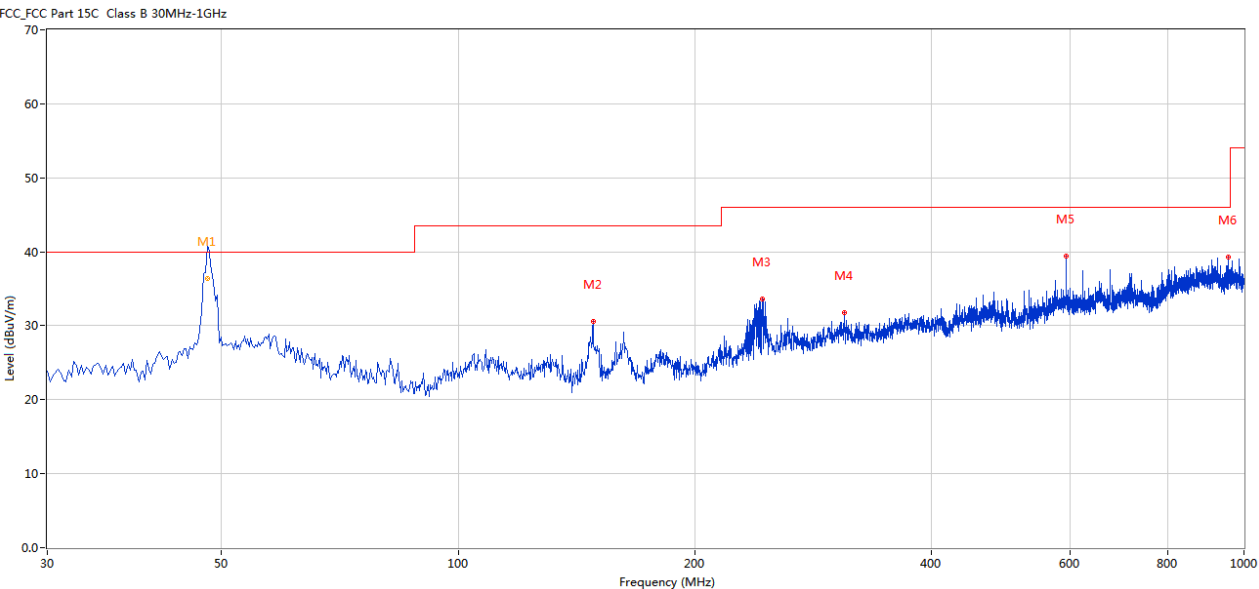
This report is issued in confidence to the client and it will be strictly treated as such by the SHENZHEN TIMEWAY TESTING LABORATORIES. It may not be reproduced rather in its entirety or in part and it may not be used for advertising. The client to whom the report is issued may, however, show or send it, or a certified copy thereof prepared by the SHENZHEN TIMEWAY TESTING LABORATORIES, to his customer. Supplier or others persons directly concerned. SHENZHEN TIMEWAY TESTING LABORATORIES, will not, without the consent of the client enter into any discussion of correspondence with any third party concerning the contents of the report.

In the event of the improper use of the report. The SHENZHEN TIMEWAY TESTING LABORATORIES, reserves the rights to withdraw it and to adopt any other remedies which may be appropriate.



Test Figure:

H



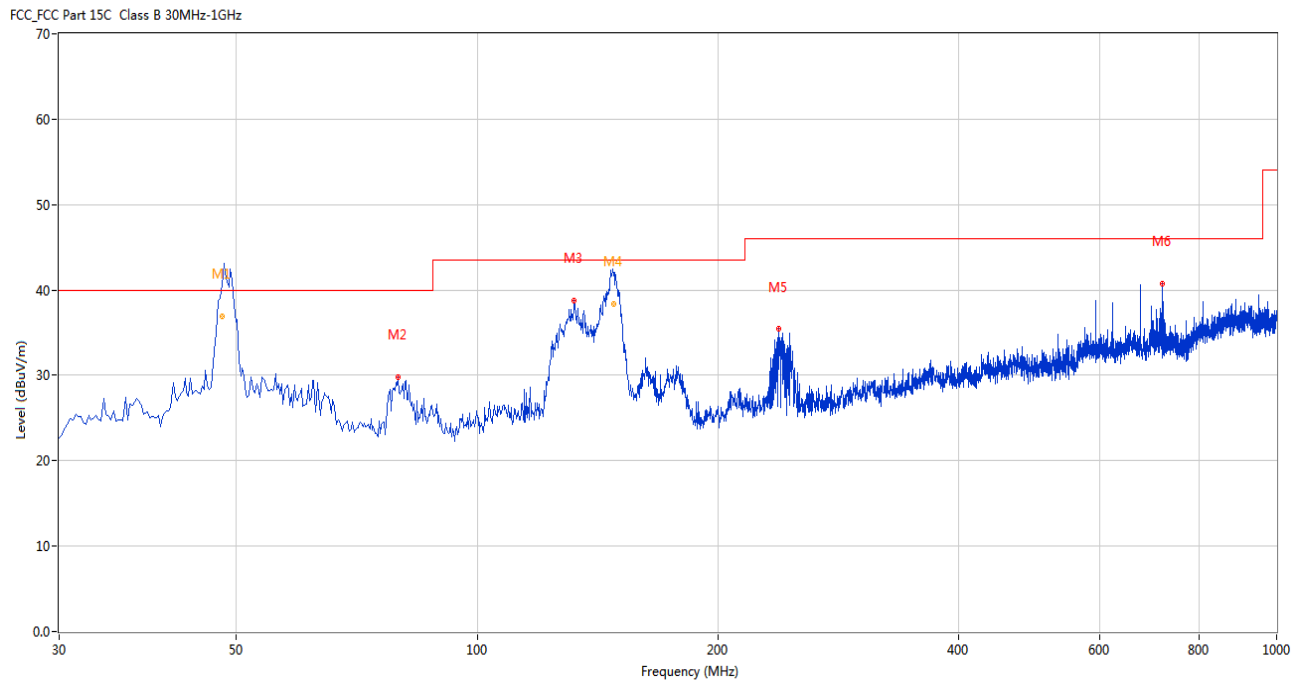
No.	Frequency (MHz)	Results (dBuV/m)	Factor (dB)	Limit (dBuV/m)	Margin (dB)	Detector	Table (Degree)	Height (cm)	Antenna	Verdict
1*	47.922	36.38	-5.39	40.0	3.62	QP	7.00	120	Horizontal	Pass
2	148.553	30.54	-10.04	43.5	12.96	Peak	58.00	100	Horizontal	Pass
3	243.589	33.56	-5.48	46.0	12.44	Peak	324.00	100	Horizontal	Pass
4	309.775	31.79	-3.61	46.0	14.21	Peak	18.00	100	Horizontal	Pass
5	593.914	39.41	1.55	46.0	6.59	Peak	43.00	100	Horizontal	Pass
6	953.937	39.31	4.92	46.0	6.69	Peak	127.00	100	Horizontal	Pass

The report refers only to the sample tested and does not apply to the bulk.
This report is issued in confidence to the client and it will be strictly treated as such by the SHENZHEN TIMEWAY TESTING LABORATORIES. It may not be reproduced rather in its entirety or in part and it may not be used for advertizing. The client to whom the report is issued may, however, show or send it . or a certified copy there of prepared by the SHENZHEN TIMEWAY TESTING LABORATORIES. to his customer. Supplier or others persons directly concerned. SHENZHEN TIMEWAY TESTING LABORATORIES. will not, without the consent of the client enter into any discussion of correspondence with any third party concerning the contents of the report.
In the event of the improper use of the report. The SHENZHEN TIMEWAY TESTING LABORATORIES. reserves the rights to withdraw it and to adopt any other remedies which may be appropriate.



Test Figure:

V



No.	Frequency (MHz)	Results (dBuV/m)	Factor (dB)	Limit (dBuV/m)	Margin (dB)	Detector	Table (Degree)	Height (cm)	Antenna	Verdict
1*	48.017	36.92	-5.34	40.0	3.08	QP	80.00	176	Vertical	Pass
2	79.700	29.83	-9.85	40.0	10.17	Peak	212.00	100	Vertical	Pass
3	132.309	38.77	-9.12	43.5	4.73	Peak	178.00	100	Vertical	Pass
4*	148.061	38.32	-9.99	43.5	5.18	QP	279.00	100	Vertical	Pass
5	238.255	35.40	-5.62	46.0	10.60	Peak	53.00	100	Vertical	Pass
6	719.255	40.69	1.79	46.0	5.31	Peak	357.00	100	Vertical	Pass

The report refers only to the sample tested and does not apply to the bulk.
This report is issued in confidence to the client and it will be strictly treated as such by the SHENZHEN TIMEWAY TESTING LABORATORIES. It may not be reproduced rather in its entirety or in part and it may not be used for advertizing. The client to whom the report is issued may, however, show or send it . or a certified copy there of prepared by the SHENZHEN TIMEWAY TESTING LABORATORIES. to his customer. Supplier or others persons directly concerned. SHENZHEN TIMEWAY TESTING LABORATORIES. will not, without the consent of the client enter into any discussion of correspondence with any third party concerning the contents of the report.
In the event of the improper use of the report. The SHENZHEN TIMEWAY TESTING LABORATORIES. reserves the rights to withdraw it and to adopt any other remedies which may be appropriate.



Operation Mode: Keeping Transmitting-10M Bandwidth

Frequency (MHz)	Level@3m (dB μ V/m)	Antenna Polarity	Limit@3m (dB μ V/m)
5735.00	96.01 (PK)	V	Fundamental Frequency
5735.0	85.16 (PK)	H	
11470	--	V	74(Peak)/ 54(AV)
11470	--	H	74(Peak)/ 54(AV)
17205	--	H/V	74(Peak)/ 54(AV)
22940	--	H/V	74(Peak)/ 54(AV)
28675	--	H/V	74(Peak)/ 54(AV)
34410	--	H/V	74(Peak)/ 54(AV)

Note: 1. Level = Reading + AF + Cable - Preamp + Filter - Dist, Margin = Level - Limit

2. Remark "---" means that the emissions level is too low to be measured

Operation Mode: Keeping Transmitting-10M Bandwidth

Frequency (MHz)	Level@3m (dB μ V/m)	Antenna Polarity	Limit@3m (dB μ V/m)
5785.00	96.86 (PK)	V	Fundamental Frequency
5785.00	85.37 (PK)	H	
11570	--	V	74(Peak)/ 54(AV)
11570	--	H	74(Peak)/ 54(AV)
17335	--	H/V	74(Peak)/ 54(AV)
23140	--	H/V	74(Peak)/ 54(AV)
28925	--	H/V	74(Peak)/ 54(AV)
34710	--	H/V	74(Peak)/ 54(AV)

Note: 1. Level = Reading + AF + Cable - Preamp + Filter - Dist, Margin = Level - Limit

2. Remark "---" means that the emissions level is too low to be measured

The report refers only to the sample tested and does not apply to the bulk.

This report is issued in confidence to the client and it will be strictly treated as such by the SHENZHEN TIMEWAY TESTING LABORATORIES. It may not be reproduced rather in its entirety or in part and it may not be used for advertising. The client to whom the report is issued may, however, show or send it, or a certified copy thereof prepared by the SHENZHEN TIMEWAY TESTING LABORATORIES, to his customer. Supplier or others persons directly concerned. SHENZHEN TIMEWAY TESTING LABORATORIES, will not, without the consent of the client enter into any discussion of correspondence with any third party concerning the contents of the report.

In the event of the improper use of the report. The SHENZHEN TIMEWAY TESTING LABORATORIES, reserves the rights to withdraw it and to adopt any other remedies which may be appropriate.



Operation Mode: Keeping Transmitting-10M Bandwidth

Frequency (MHz)	Level@3m (dB μ V/m)	Antenna Polart	Limit@3m (dB μ V/m)
5825.00	94.21 (PK)	V	Fundamental Frequency
5825.00	82.96 (PK)	H	
11650	--	V	74(Peak)/ 54(AV)
11650	--	H	74(Peak)/ 54(AV)
17475	--	H/V	74(Peak)/ 54(AV)
23300	--	H/V	74(Peak)/ 54(AV)
29125	--	H/V	74(Peak)/ 54(AV)
34950	--	H/V	74(Peak)/ 54(AV)

Note: 1. Level = Reading + AF + Cable - Preamp + Filter - Dist, Margin = Level - Limit
2. Remark "---" means that the emissions level is too low to be measured

Operation Mode: Keeping Transmitting-1.25M Bandwidth

Frequency (MHz)	Level@3m (dB μ V/m)	Antenna Polarity	Limit@3m (dB μ V/m)
5730.00	95.23 (PK)	V	Fundamental Frequency
5730.00	83.38 (PK)	H	
11460	--	V	74(Peak)/ 54(AV)
11460	--	H	74(Peak)/ 54(AV)
17190	--	H/V	74(Peak)/ 54(AV)
22920	--	H/V	74(Peak)/ 54(AV)
28650	--	H/V	74(Peak)/ 54(AV)
34380	--	H/V	74(Peak)/ 54(AV)

Note: 1. Level = Reading + AF + Cable - Preamp + Filter - Dist, Margin = Level - Limit
2. Remark "---" means that the emissions level is too low to be measured

The report refers only to the sample tested and does not apply to the bulk.

This report is issued in confidence to the client and it will be strictly treated as such by the SHENZHEN TIMEWAY TESTING LABORATORIES. It may not be reproduced rather in its entirety or in part and it may not be used for adverting. The client to whom the report is issued may, however, show or send it, or a certified copy thereof prepared by the SHENZHEN TIMEWAY TESTING LABORATORIES, to his customer. Supplier or others persons directly concerned. SHENZHEN TIMEWAY TESTING LABORATORIES, will not, without the consent of the client enter into any discussion of correspondence with any third party concerning the contents of the report.

In the event of the improper use of the report. The SHENZHEN TIMEWAY TESTING LABORATORIES, reserves the rights to withdraw it and to adopt any other remedies which may be appropriate.



Operation Mode: Keeping Transmitting-1.25M Bandwidth

Frequency (MHz)	Level@3m (dB μ V/m)	Antenna Polarity	Limit@3m (dB μ V/m)
5780.00	95.76 (PK)	V	Fundamental Frequency
5780.00	84.50 (PK)	H	
11560	--	V	74(Peak)/ 54(AV)
11560	--	H	74(Peak)/ 54(AV)
17340	--	H/V	74(Peak)/ 54(AV)
23120	--	H/V	74(Peak)/ 54(AV)
28900	--	H/V	74(Peak)/ 54(AV)
34680	--	H/V	74(Peak)/ 54(AV)

Note: 1. Level = Reading + AF + Cable - Preamp + Filter - Dist, Margin = Level - Limit

2. Remark "---" means that the emissions level is too low to be measured

Operation Mode: Keeping Transmitting-1.25M Bandwidth

Frequency (MHz)	Level@3m (dB μ V/m)	Antenna Polarty	Limit@3m (dB μ V/m)
5825.00	94.33 (PK)	V	Fundamental Frequency
5825.00	83.18 (PK)	H	
11650	--	V	74(Peak)/ 54(AV)
11650	--	H	74(Peak)/ 54(AV)
17475	--	H/V	74(Peak)/ 54(AV)
23300	--	H/V	74(Peak)/ 54(AV)
29125	--	H/V	74(Peak)/ 54(AV)
34950	--	H/V	74(Peak)/ 54(AV)

Note: 1. Level = Reading + AF + Cable - Preamp + Filter - Dist, Margin = Level - Limit

2. Remark "---" means that the emissions level is too low to be measured

The report refers only to the sample tested and does not apply to the bulk.

This report is issued in confidence to the client and it will be strictly treated as such by the SHENZHEN TIMEWAY TESTING LABORATORIES. It may not be reproduced rather in its entirety or in part and it may not be used for advertizing. The client to whom the report is issued may, however, show or send it . or a certified copy there of prepared by the SHENZHEN TIMEWAY TESTING LABORATORIES. to his customer. Supplier or others persons directly concerned. SHENZHEN TIMEWAY TESTING LABORATORIES. will not, without the consent of the client enter into any discussion of correspondence with any third party concerning the contents of the report.

In the event of the improper use of the report. The SHENZHEN TIMEWAY TESTING LABORATORIES. reserves the rights to withdraw it and to adopt any other remedies which may be appropriate.



Restricted band Measurement			
EUT	HD525 Agricultural Drone		Test Mode: 5735MHz-10M Bandwidth
Mode	Keeping Transmitting		Input Voltage DC67.5V
Temperature	24 deg. C,		Humidity 56% RH
Test Result:	Pass		Detector PK
5725	PK (dBμV/m)	52.7 (PK)	Limit -17dBm/MHz
	EIRP (dBm)	-42.5	
Polarity	Vertical		--

Remark: 1. According to KDB 789033 D02 General UNII Test Procedures New Rules v01 section G) d) (ii), for measurement above 1000MHz@3m distance, the limit of EIRP is calculated as follows:

$$\text{EIRP[dBm]} = \text{E[dB}\mu\text{V/m]} - 95.2$$

For Example, if $\text{E[dB}\mu\text{V/m]} = 52.7\text{dB}\mu\text{V/m}$,

$$\text{EIRP[dBm]} = \text{E[dB}\mu\text{V/m]} - 95.2 = 52.7 - 95.2 = -42.5\text{dBm}$$

2. RBW=1MHz, VBW=3MHz

Restricted band Measurement			
EUT	HD525 Agricultural Drone		Test Mode: 5735MHz-10M Bandwidth
Mode	Keeping Transmitting		Input Voltage DC67.5V
Temperature	24 deg. C,		Humidity 56% RH
Test Result:	Pass		Detector PK
5725	PK (dBμV/m)	47.9(PK)	Limit -17dBm/MHz
	EIRP (dBm)	-47.3	
Polarity	Horizontal		--

Remark: 1. According to KDB 789033 D02 General UNII Test Procedures New Rules v01 section G) d) (ii), for measurement above 1000MHz@3m distance, the limit of EIRP is calculated as follows:

$$\text{EIRP[dBm]} = \text{E[dB}\mu\text{V/m]} - 95.2$$

For Example, if $\text{E[dB}\mu\text{V/m]} = 47.9\text{dB}\mu\text{V/m}$,

$$\text{EIRP[dBm]} = \text{E[dB}\mu\text{V/m]} - 95.2 = 47.9 - 95.2 = -47.3\text{dBm}$$

2. RBW=1MHz, VBW=3MHz

The report refers only to the sample tested and does not apply to the bulk.

This report is issued in confidence to the client and it will be strictly treated as such by the SHENZHEN TIMEWAY TESTING LABORATORIES. It may not be reproduced rather in its entirety or in part and it may not be used for advertising. The client to whom the report is issued may, however, show or send it . or a certified copy there of prepared by the SHENZHEN TIMEWAY TESTING LABORATORIES. to his customer. Supplier or others persons directly concerned. SHENZHEN TIMEWAY TESTING LABORATORIES. will not, without the consent of the client enter into any discussion of correspondence with any third party concerning the contents of the report.

In the event of the improper use of the report. The SHENZHEN TIMEWAY TESTING LABORATORIES. reserves the rights to withdraw it and to adopt any other remedies which may be appropriate.



Restricted band Measurement			
EUT	HD525 Agricultural Drone		Test Mode: 5825MHz-10M Bandwidth
Mode	Keeping Transmitting		Input Voltage DC67.5V
Temperature	24 deg. C,		Humidity 56% RH
Test Result:	Pass		Detector PK
5850	PK (dBμV/m)	56.1(PK)	Limit -17dBm/MHz
	EIRP (dBm)	-39.1	
Polarity	Vertical		--

Remark: 1. According to KDB 789033 D02 General UNII Test Procedures New Rules v01 section G) d) (ii), for measurement above 1000MHz@3m distance, the limit of EIRP is calculated as follows:

$$\text{EIRP[dBm]} = \text{E[dB}\mu\text{V/m]} - 95.2$$

For Example, if $\text{E[dB}\mu\text{V/m]} = 56.9\text{dB}\mu\text{V/m}$,

$$\text{EIRP[dBm]} = \text{E[dB}\mu\text{V/m]} - 95.2 = 56.9 - 95.2 = -39.1\text{dBm}$$

2. RBW=1MHz, VBW=3MHz

Restricted band Measurement			
EUT	HD525 Agricultural Drone		Test Mode: 5825MHz-10M Bandwidth
Mode	Keeping Transmitting		Input Voltage DC67.5V
Temperature	24 deg. C,		Humidity 56% RH
Test Result:	Pass		Detector PK
5850	PK (dBμV/m)	53.8 (PK)	Limit -17dBm/MHz
	EIRP (dBm)	-41.4	
Polarity	Horizontal		--

Remark: 1. According to KDB 789033 D02 General UNII Test Procedures New Rules v01 section G) d) (ii), for measurement above 1000MHz@3m distance, the limit of EIRP is calculated as follows:

$$\text{EIRP[dBm]} = \text{E[dB}\mu\text{V/m]} - 95.2$$

For Example, if $\text{E[dB}\mu\text{V/m]} = 53.8\text{dB}\mu\text{V/m}$,

$$\text{EIRP[dBm]} = \text{E[dB}\mu\text{V/m]} - 95.2 = 53.8 - 95.2 = -41.4\text{dBm}$$

2. RBW=1MHz, VBW=3MHz

The report refers only to the sample tested and does not apply to the bulk.

This report is issued in confidence to the client and it will be strictly treated as such by the SHENZHEN TIMEWAY TESTING LABORATORIES. It may not be reproduced rather in its entirety or in part and it may not be used for advertising. The client to whom the report is issued may, however, show or send it . or a certified copy there of prepared by the SHENZHEN TIMEWAY TESTING LABORATORIES. to his customer. Supplier or others persons directly concerned. SHENZHEN TIMEWAY TESTING LABORATORIES. will not, without the consent of the client enter into any discussion of correspondence with any third party concerning the contents of the report.

In the event of the improper use of the report. The SHENZHEN TIMEWAY TESTING LABORATORIES. reserves the rights to withdraw it and to adopt any other remedies which may be appropriate.



Restricted band Measurement			
EUT	HD525 Agricultural Drone		Test Mode: 5730MHz-1.25M Bandwidth
Mode	Keeping Transmitting		Input Voltage DC67.5V
Temperature	24 deg. C,		Humidity 56% RH
Test Result:	Pass		Detector PK
5725	PK (dBμV/m)	51.2 (PK)	Limit -17dBm/MHz
	EIRP (dBm)	-44.0	
Polarity	Vertical		--

Remark: 1. According to KDB 789033 D02 General UNII Test Procedures New Rules v01 section G) d) (ii), for measurement above 1000MHz@3m distance, the limit of EIRP is calculated as follows:

$$\text{EIRP[dBm]} = \text{E[dB}\mu\text{V/m]} - 95.2$$

For Example, if $\text{E[dB}\mu\text{V/m]} = 51.2\text{dB}\mu\text{V/m}$,

$$\text{EIRP[dBm]} = \text{E[dB}\mu\text{V/m]} - 95.2 = 51.2 - 95.2 = -44.0\text{dBm}$$

2. RBW=1MHz, VBW=3MHz

Restricted band Measurement			
EUT	HD525 Agricultural Drone		Test Mode: 5730MHz-1.25M Bandwidth
Mode	Keeping Transmitting		Input Voltage DC67.5V
Temperature	24 deg. C,		Humidity 56% RH
Test Result:	Pass		Detector PK
5725	PK (dBμV/m)	48.4(PK)	Limit -17dBm/MHz
	EIRP (dBm)	-46.8	
Polarity	Horizontal		--

Remark: 1. According to KDB 789033 D02 General UNII Test Procedures New Rules v01 section G) d) (ii), for measurement above 1000MHz@3m distance, the limit of EIRP is calculated as follows:

$$\text{EIRP[dBm]} = \text{E[dB}\mu\text{V/m]} - 95.2$$

For Example, if $\text{E[dB}\mu\text{V/m]} = 48.4\text{dB}\mu\text{V/m}$,

$$\text{EIRP[dBm]} = \text{E[dB}\mu\text{V/m]} - 95.2 = 48.4 - 95.2 = -46.8\text{dBm}$$

2. RBW=1MHz, VBW=3MHz

The report refers only to the sample tested and does not apply to the bulk.

This report is issued in confidence to the client and it will be strictly treated as such by the SHENZHEN TIMEWAY TESTING LABORATORIES. It may not be reproduced rather in its entirety or in part and it may not be used for advertising. The client to whom the report is issued may, however, show or send it, or a certified copy thereof prepared by the SHENZHEN TIMEWAY TESTING LABORATORIES, to his customer. Supplier or others persons directly concerned. SHENZHEN TIMEWAY TESTING LABORATORIES, will not, without the consent of the client enter into any discussion of correspondence with any third party concerning the contents of the report.

In the event of the improper use of the report. The SHENZHEN TIMEWAY TESTING LABORATORIES, reserves the rights to withdraw it and to adopt any other remedies which may be appropriate.



Restricted band Measurement			
EUT	HD525 Agricultural Drone		Test Mode: 5825MHz-1.25M Bandwidth
Mode	Keeping Transmitting		Input Voltage DC67.5V
Temperature	24 deg. C,		Humidity 56% RH
Test Result:	Pass		Detector PK
5850	PK (dBμV/m)	51.0 (PK)	Limit -17dBm/MHz
	EIRP (dBm)	-44.2	
Polarity	Vertical		--

Remark: 1. According to KDB 789033 D02 General UNII Test Procedures New Rules v01 section G) d) (ii), for measurement above 1000MHz@3m distance, the limit of EIRP is calculated as follows:

$$\text{EIRP[dBm]} = \text{E[dB}\mu\text{V/m]} - 95.2$$

For Example, if $\text{E[dB}\mu\text{V/m]} = 51.0\text{dB}\mu\text{V/m}$,

$$\text{EIRP[dBm]} = \text{E[dB}\mu\text{V/m]} - 95.2 = 51.0 - 95.2 = -44.2\text{dBm}$$

2. RBW=1MHz, VBW=3MHz

Restricted band Measurement			
EUT	HD525 Agricultural Drone		Test Mode: 5825MHz-1.25M Bandwidth
Mode	Keeping Transmitting		Input Voltage DC67.5V
Temperature	24 deg. C,		Humidity 56% RH
Test Result:	Pass		Detector PK
5850	PK (dBμV/m)	46.5 (PK)	Limit -17dBm/MHz
	EIRP (dBm)	-48.7	
Polarity	Horizontal		--

Remark: 1. According to KDB 789033 D02 General UNII Test Procedures New Rules v01 section G) d) (ii), for measurement above 1000MHz@3m distance, the limit of EIRP is calculated as follows:

$$\text{EIRP[dBm]} = \text{E[dB}\mu\text{V/m]} - 95.2$$

For Example, if $\text{E[dB}\mu\text{V/m]} = 46.5\text{dB}\mu\text{V/m}$,

$$\text{EIRP[dBm]} = \text{E[dB}\mu\text{V/m]} - 95.2 = 46.5 - 95.2 = -48.7\text{dBm}$$

2. RBW=1MHz, VBW=3MHz

The report refers only to the sample tested and does not apply to the bulk.

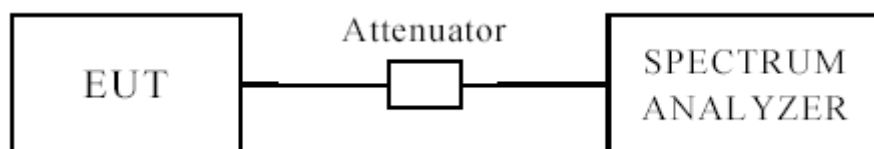
This report is issued in confidence to the client and it will be strictly treated as such by the SHENZHEN TIMEWAY TESTING LABORATORIES. It may not be reproduced rather in its entirety or in part and it may not be used for advertising. The client to whom the report is issued may, however, show or send it, or a certified copy thereof prepared by the SHENZHEN TIMEWAY TESTING LABORATORIES, to his customer. Supplier or others persons directly concerned. SHENZHEN TIMEWAY TESTING LABORATORIES, will not, without the consent of the client enter into any discussion of correspondence with any third party concerning the contents of the report.

In the event of the improper use of the report. The SHENZHEN TIMEWAY TESTING LABORATORIES, reserves the rights to withdraw it and to adopt any other remedies which may be appropriate.



8.0 Emission Bandwidth

8.1 Test Setup



8.3 Test Procedure for Emission Bandwidth

1. Set RBW = approximately 1% of the emission bandwidth.
 2. Set VBW > RBW
 3. Detector = Peak.
 4. Trace mode = max hold.
 5. Sweep = auto couple.
 6. Allow the trace to stabilize.
 7. Measure the maximum width of the emission that is 26 dB down from the maximum of the emission.
- Compare this with the RBW setting of the analyzer. Readjust RBW and repeat measurement as needed until the RBW/EBW ratio is approximately 1%.

8.4 Test Procedure for Minimum Bandwidth for the Band 5725-5850MHz

1. Set RBW = 100 kHz.
2. Set $VBW \geq 3 \times RBW$.
3. Detector = Peak.
4. Trace mode = max hold.
5. Sweep = auto couple.
6. Allow the trace to stabilize.
7. Measure the maximum width of the emission that is constrained by the frequencies associated with the two outermost amplitude points (upper and lower frequencies) that are attenuated by 6 dB relative to the maximum level measured in the fundamental emission.

8.5 Test Procedure for 99% Bandwidth

1. Set center frequency to the nominal EUT channel center frequency
2. Set span = 1.5 times to 5.0 times OBW
3. Set RBW = 1% TO 5% of the OBW
4. Set $VBW \geq 3 \times RBW$
5. Video averaging is not permitted. Where practical, a sample detection and single sweep mode shall be used. Other, peak detection and max mode (until trace stabilizes) shall be used.
6. Use the 99% power bandwidth function of the instrument

The report refers only to the sample tested and does not apply to the bulk.

This report is issued in confidence to the client and it will be strictly treated as such by the SHENZHEN TIMEWAY TESTING LABORATORIES. It may not be reproduced rather in its entirety or in part and it may not be used for advertising. The client to whom the report is issued may, however, show or send it, or a certified copy thereof prepared by the SHENZHEN TIMEWAY TESTING LABORATORIES, to his customer. Supplier or others persons directly concerned. SHENZHEN TIMEWAY TESTING LABORATORIES, will not, without the consent of the client enter into any discussion of correspondence with any third party concerning the contents of the report.

In the event of the improper use of the report. The SHENZHEN TIMEWAY TESTING LABORATORIES, reserves the rights to withdraw it and to adopt any other remedies which may be appropriate.



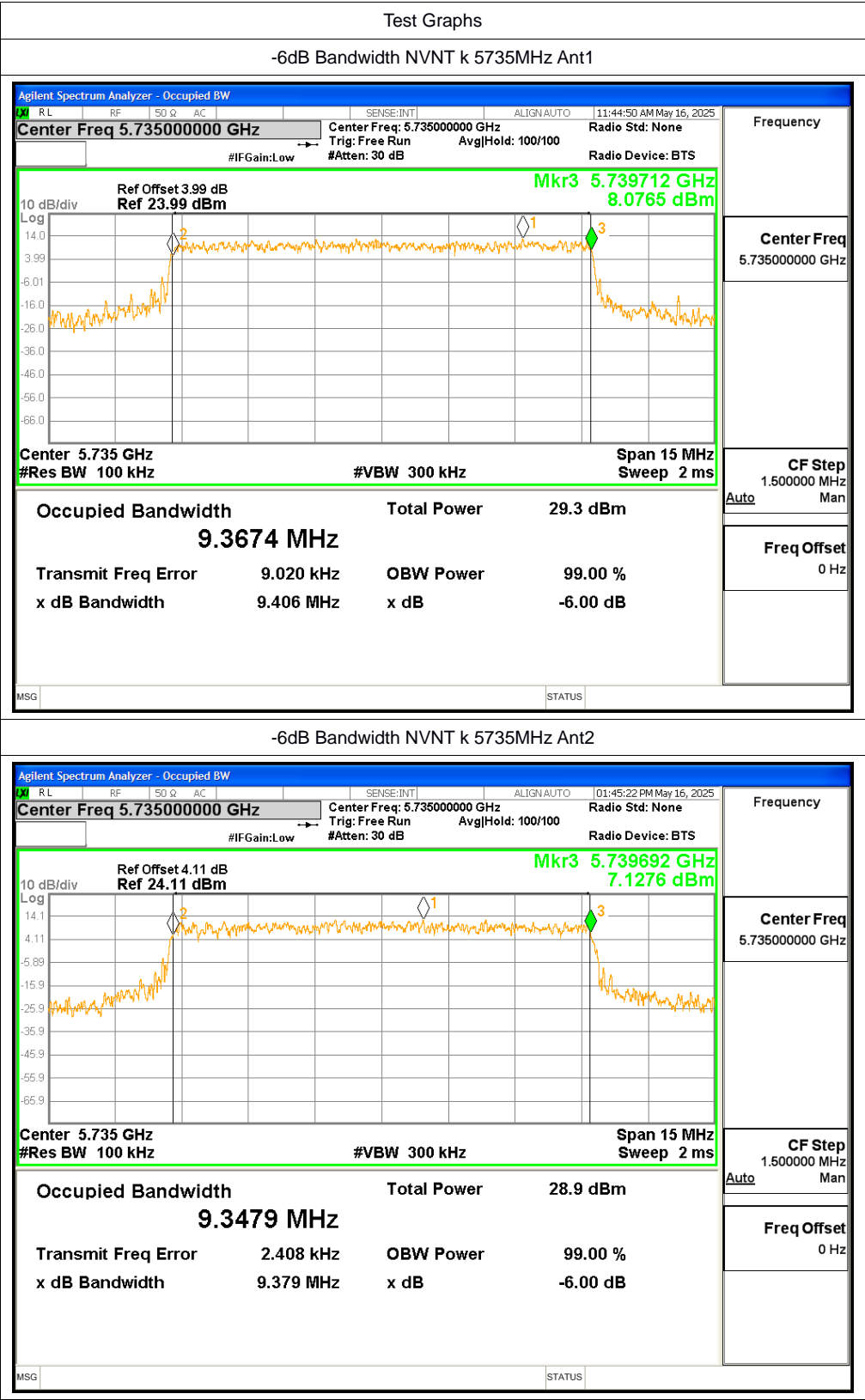
8.6 Test Result

-6dB Bandwidth

10M Bandwidth

Condition	Mode	Frequency (MHz)	Antenna	-6 dB Bandwidth (MHz)	Limit -6 dB Bandwidth (MHz)	Verdict
NVNT	k	5735	Ant1	9.406	0.5	Pass
			Ant2	9.379	0.5	Pass
		5785	Ant1	9.283	0.5	Pass
			Ant2	9.397	0.5	Pass
		5825	Ant1	9.411	0.5	Pass
			Ant2	9.415	0.5	Pass

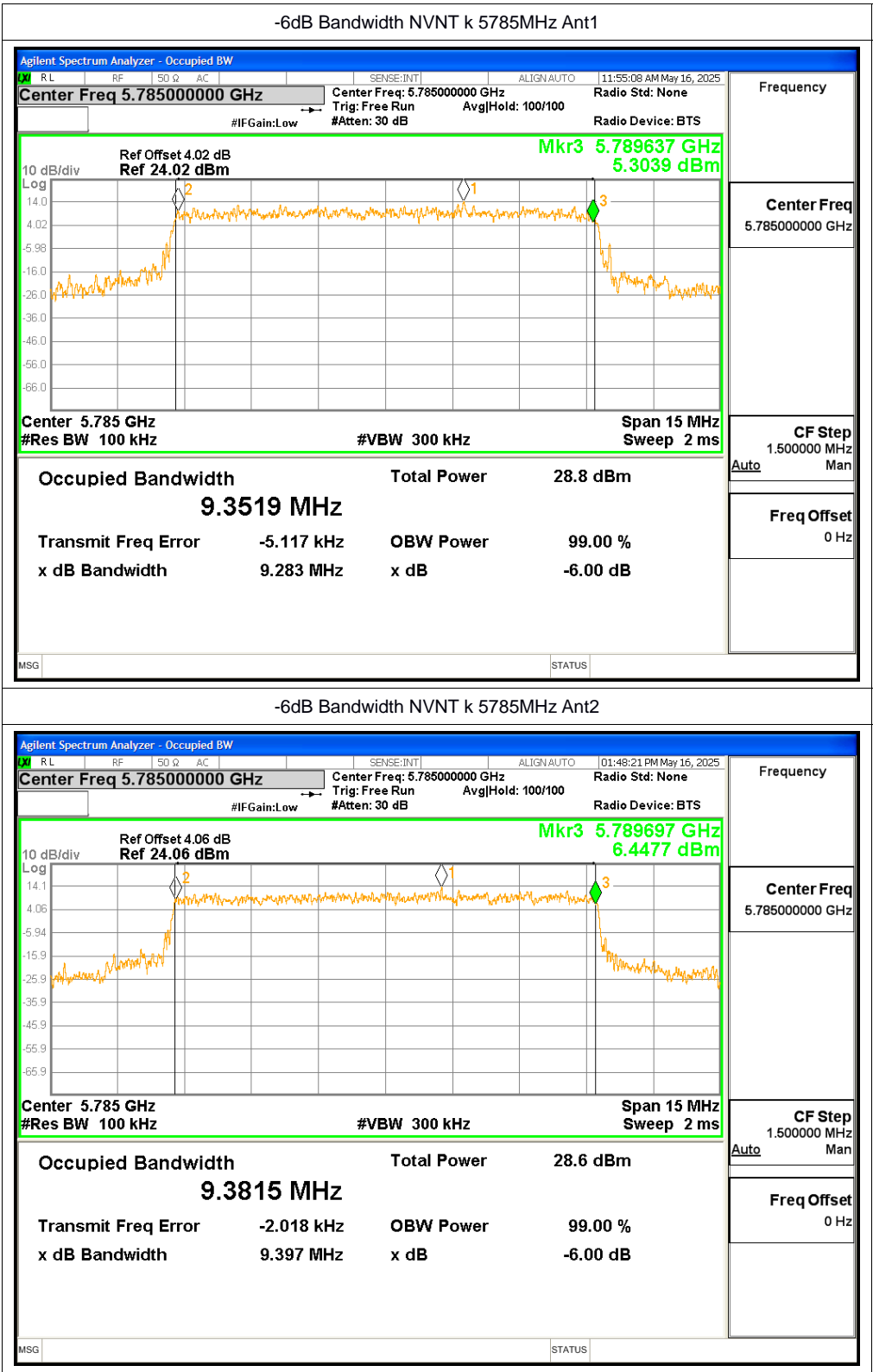
The report refers only to the sample tested and does not apply to the bulk.
This report is issued in confidence to the client and it will be strictly treated as such by the SHENZHEN TIMEWAY TESTING LABORATORIES. It may not be reproduced rather in its entirety or in part and it may not be used for advertizing. The client to whom the report is issued may, however, show or send it . or a certified copy there of prepared by the SHENZHEN TIMEWAY TESTING LABORATORIES. to his customer. Supplier or others persons directly concerned. SHENZHEN TIMEWAY TESTING LABORATORIES. will not, without the consent of the client enter into any discussion of correspondence with any third party concerning the contents of the report.
In the event of the improper use of the report. The SHENZHEN TIMEWAY TESTING LABORATORIES. reserves the rights to withdraw it and to adopt any other remedies which may be appropriate.



The report refers only to the sample tested and does not apply to the bulk.

This report is issued in confidence to the client and it will be strictly treated as such by the SHENZHEN TIMEWAY TESTING LABORATORIES. It may not be reproduced rather in its entirety or in part and it may not be used for advertising. The client to whom the report is issued may, however, show or send it . or a certified copy there of prepared by the SHENZHEN TIMEWAY TESTING LABORATORIES. to his customer. Supplier or others persons directly concerned. SHENZHEN TIMEWAY TESTING LABORATORIES. will not, without the consent of the client enter into any discussion of correspondence with any third party concerning the contents of the report.

In the event of the improper use of the report. The SHENZHEN TIMEWAY TESTING LABORATORIES. reserves the rights to withdraw it and to adopt any other remedies which may be appropriate.



Agilent Spectrum Analyzer - Occupied BW

RL

RF

50 Ω

AC

SENSE:INT

ALIGN: AUTO

01:48:21 PM May 16, 2025

Center Freq 5.785000000 GHz

Center Freq: 5.785000000 GHz

Trig: Free Run

Avg/Hold: 100/100

Radio Std: None

#IFGain: Low

#Atten: 30 dB

Radio Device: BTS

10 dB/div

Log

Ref Offset 4.06 dB

Ref 24.06 dBm

Mkr3 5.789697 GHz

6.4477 dBm

Center 5.785 GHz

#Res BW 100 kHz

#VBW 300 kHz

Span 15 MHz

Sweep 2 ms

Occupied Bandwidth

9.3815 MHz

Total Power

28.6 dBm

Transmit Freq Error

-2.018 kHz

OBW Power

99.00 %

x dB Bandwidth

9.397 MHz

x dB

-6.00 dB

MSG

STATUS

Frequency

Center Freq

5.785000000 GHz

CF Step

1.500000 MHz

Auto

Man

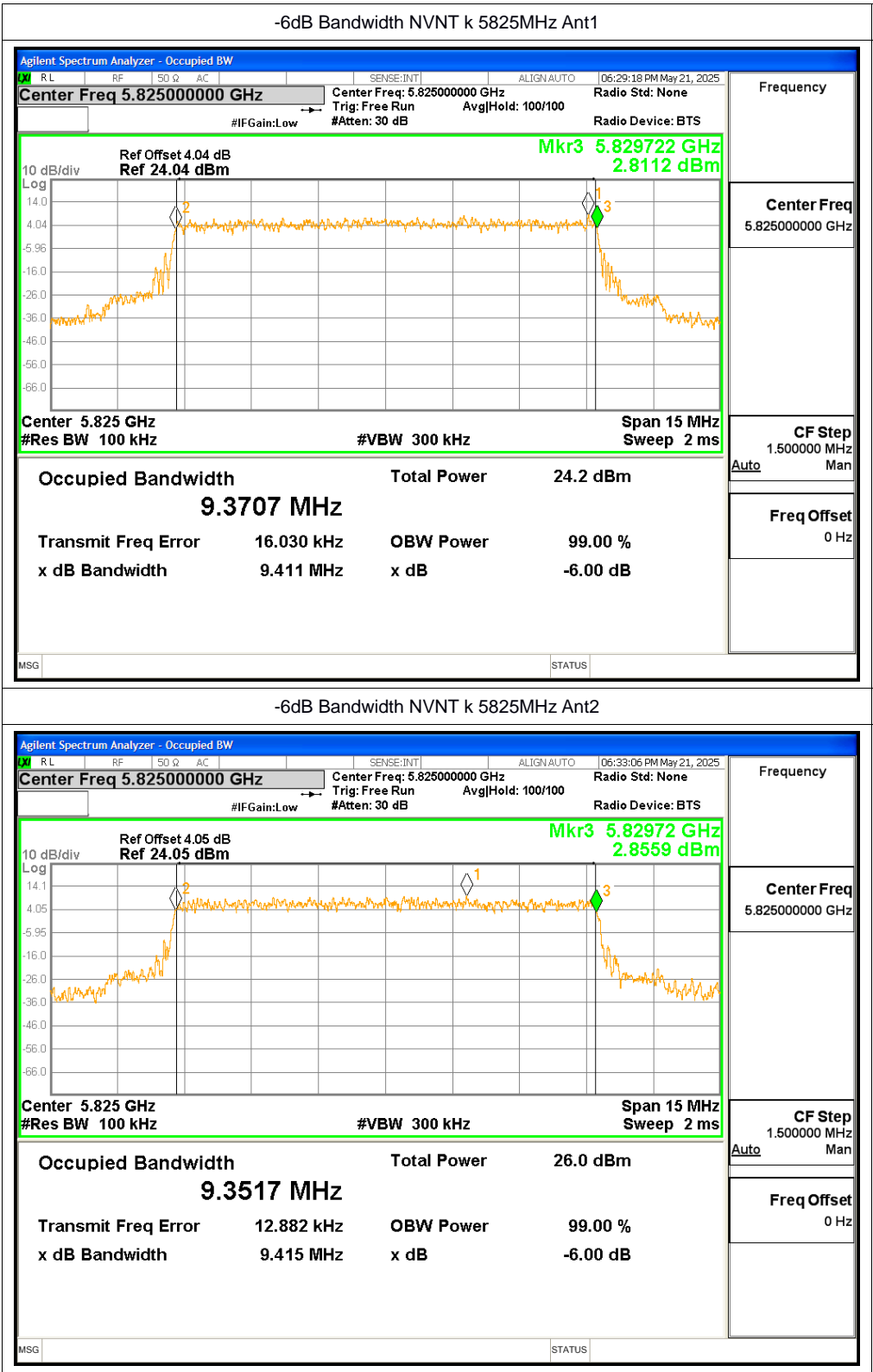
Freq Offset

0 Hz

The report refers only to the sample tested and does not apply to the bulk.

This report is issued in confidence to the client and it will be strictly treated as such by the SHENZHEN TIMEWAY TESTING LABORATORIES. It may not be reproduced rather in its entirety or in part and it may not be used for advertising. The client to whom the report is issued may, however, show or send it . or a certified copy there of prepared by the SHENZHEN TIMEWAY TESTING LABORATORIES. to his customer. Supplier or others persons directly concerned. SHENZHEN TIMEWAY TESTING LABORATORIES. will not, without the consent of the client enter into any discussion of correspondence with any third party concerning the contents of the report.

In the event of the improper use of the report. The SHENZHEN TIMEWAY TESTING LABORATORIES. reserves the rights to withdraw it and to adopt any other remedies which may be appropriate.



Agilent Spectrum Analyzer - Occupied BW

RL

RF

50 Ω

AC

SENSE:INT

ALIGN: AUTO

06:33:06 PM May 21, 2025

Center Freq 5.825000000 GHz

Center Freq: 5.825000000 GHz

Trig: Free Run

Avg/Hold: 100/100

Radio Std: None

#IFGain: Low

#Atten: 30 dB

Radio Device: BTS

10 dB/div

Log

Ref Offset 4.05 dB

Ref 24.05 dBm

Mkr3 5.82972 GHz

2.8559 dBm

Center 5.825 GHz

#Res BW 100 kHz

#VBW 300 kHz

Span 15 MHz

Sweep 2 ms

Occupied Bandwidth

9.3517 MHz

Total Power

26.0 dBm

Transmit Freq Error

12.882 kHz

OBW Power

99.00 %

x dB Bandwidth

9.415 MHz

x dB

-6.00 dB

MSG

STATUS

Frequency

Center Freq

5.825000000 GHz

CF Step

1.500000 MHz

Auto

Man

Freq Offset

0 Hz

The report refers only to the sample tested and does not apply to the bulk.

This report is issued in confidence to the client and it will be strictly treated as such by the SHENZHEN TIMEWAY TESTING LABORATORIES. It may not be reproduced rather in its entirety or in part and it may not be used for adverting. The client to whom the report is issued may, however, show or send it . or a certified copy there of prepared by the SHENZHEN TIMEWAY TESTING LABORATORIES. to his customer. Supplier or others persons directly concerned. SHENZHEN TIMEWAY TESTING LABORATORIES. will not, without the consent of the client enter into any discussion of correspondence with any third party concerning the contents of the report.

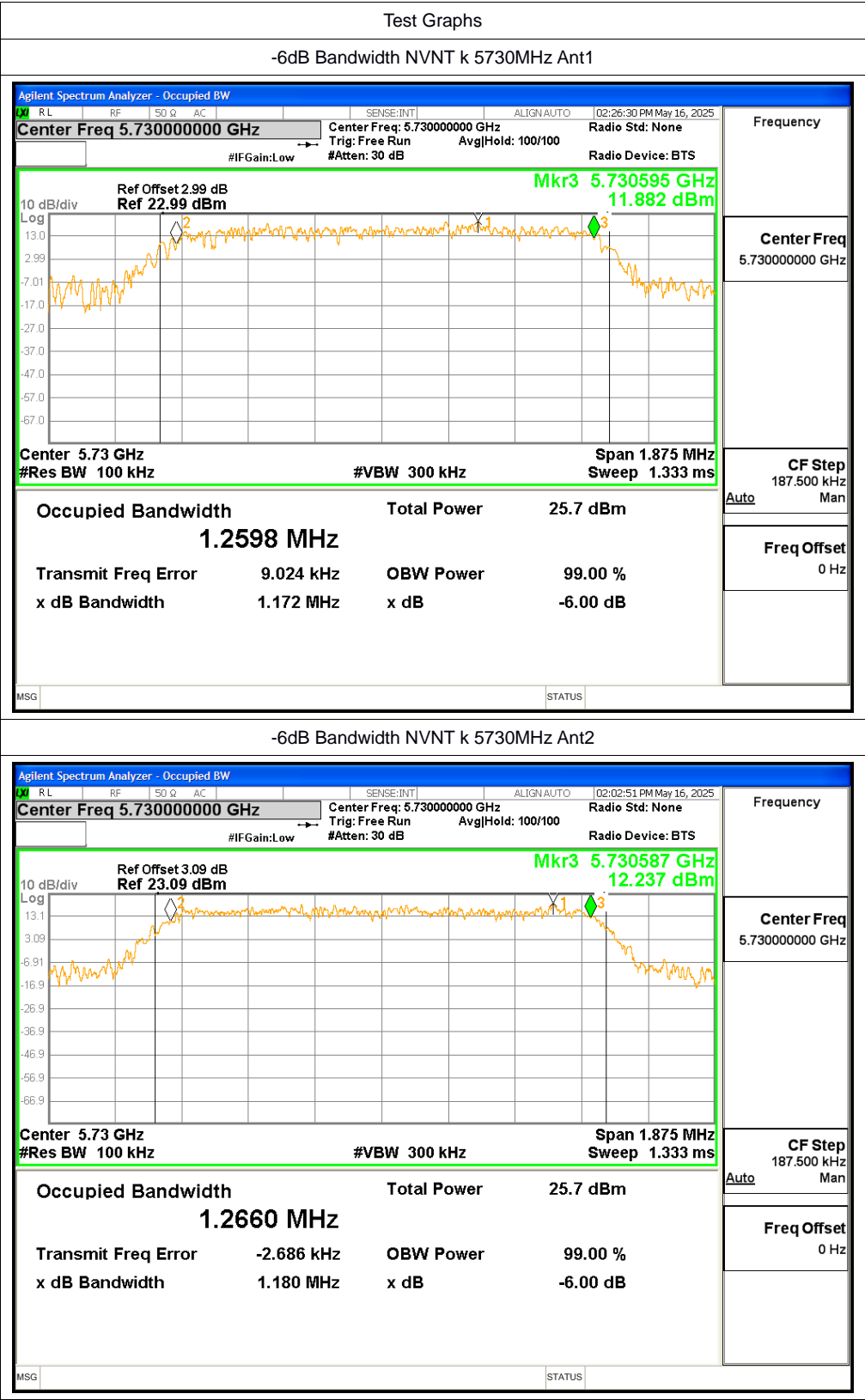
In the event of the improper use of the report. The SHENZHEN TIMEWAY TESTING LABORATORIES. reserves the rights to withdraw it and to adopt any other remedies which may be appropriate.



1.25M Bandwidth

Condition	Mode	Frequency (MHz)	Antenna	-6 dB Bandwidth (MHz)	Limit -6 dB Bandwidth (MHz)	Verdict
NVNT	k	5730	Ant1	1.172	0.5	Pass
			Ant2	1.18	0.5	Pass
		5780	Ant1	1.173	0.5	Pass
			Ant2	1.192	0.5	Pass
		5825	Ant1	1.147	0.5	Pass
			Ant2	1.215	0.5	Pass

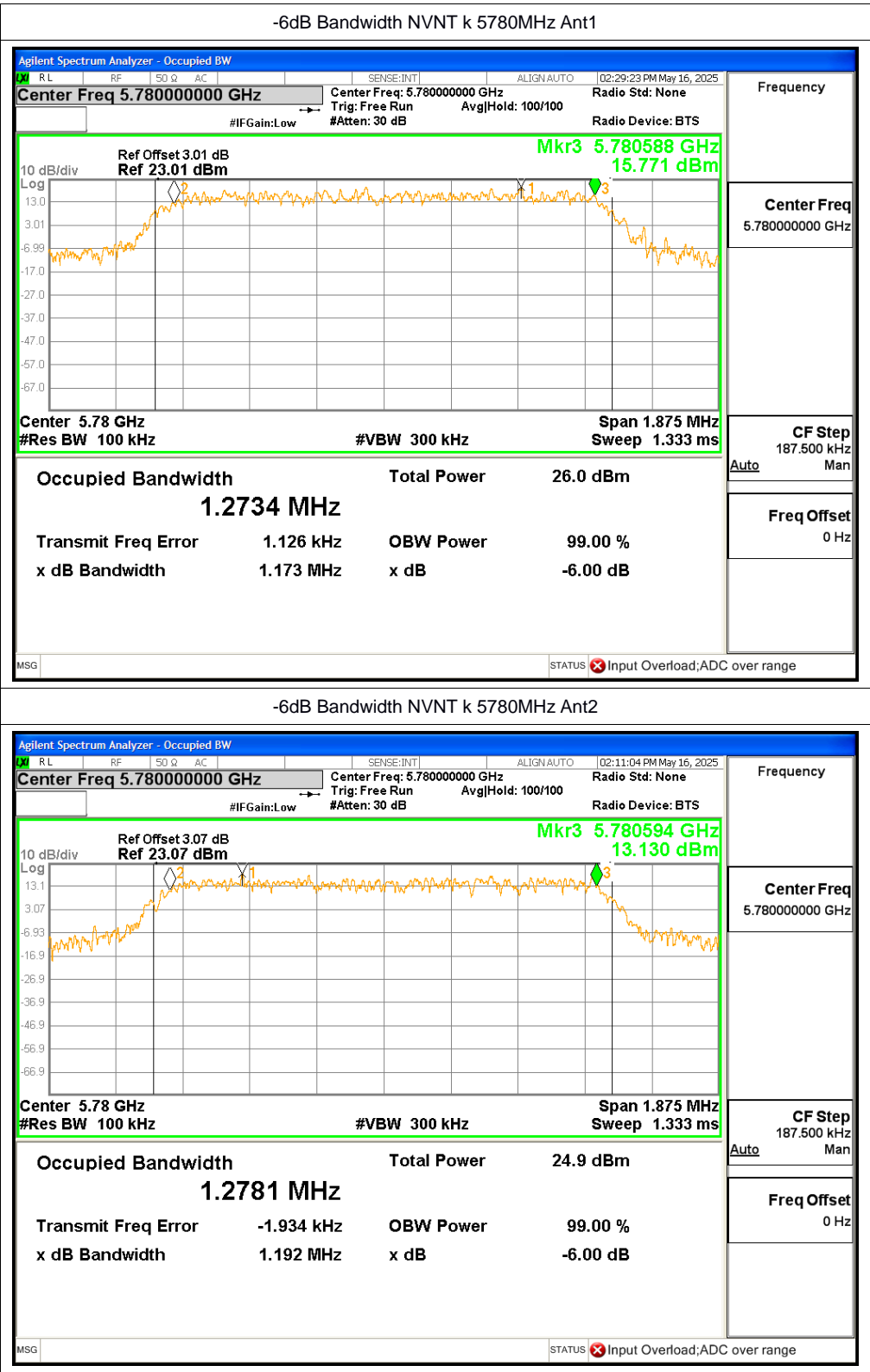
The report refers only to the sample tested and does not apply to the bulk.
This report is issued in confidence to the client and it will be strictly treated as such by the SHENZHEN TIMEWAY TESTING LABORATORIES. It may not be reproduced rather in its entirety or in part and it may not be used for advertizing. The client to whom the report is issued may, however, show or send it . or a certified copy there of prepared by the SHENZHEN TIMEWAY TESTING LABORATORIES. to his customer. Supplier or others persons directly concerned. SHENZHEN TIMEWAY TESTING LABORATORIES. will not, without the consent of the client enter into any discussion of correspondence with any third party concerning the contents of the report.
In the event of the improper use of the report. The SHENZHEN TIMEWAY TESTING LABORATORIES. reserves the rights to withdraw it and to adopt any other remedies which may be appropriate.



The report refers only to the sample tested and does not apply to the bulk.

This report is issued in confidence to the client and it will be strictly treated as such by the SHENZHEN TIMEWAY TESTING LABORATORIES. It may not be reproduced rather in its entirety or in part and it may not be used for adverting. The client to whom the report is issued may, however, show or send it . or a certified copy there of prepared by the SHENZHEN TIMEWAY TESTING LABORATORIES. to his customer. Supplier or others persons directly concerned. SHENZHEN TIMEWAY TESTING LABORATORIES. will not, without the consent of the client enter into any discussion of correspondence with any third party concerning the contents of the report.

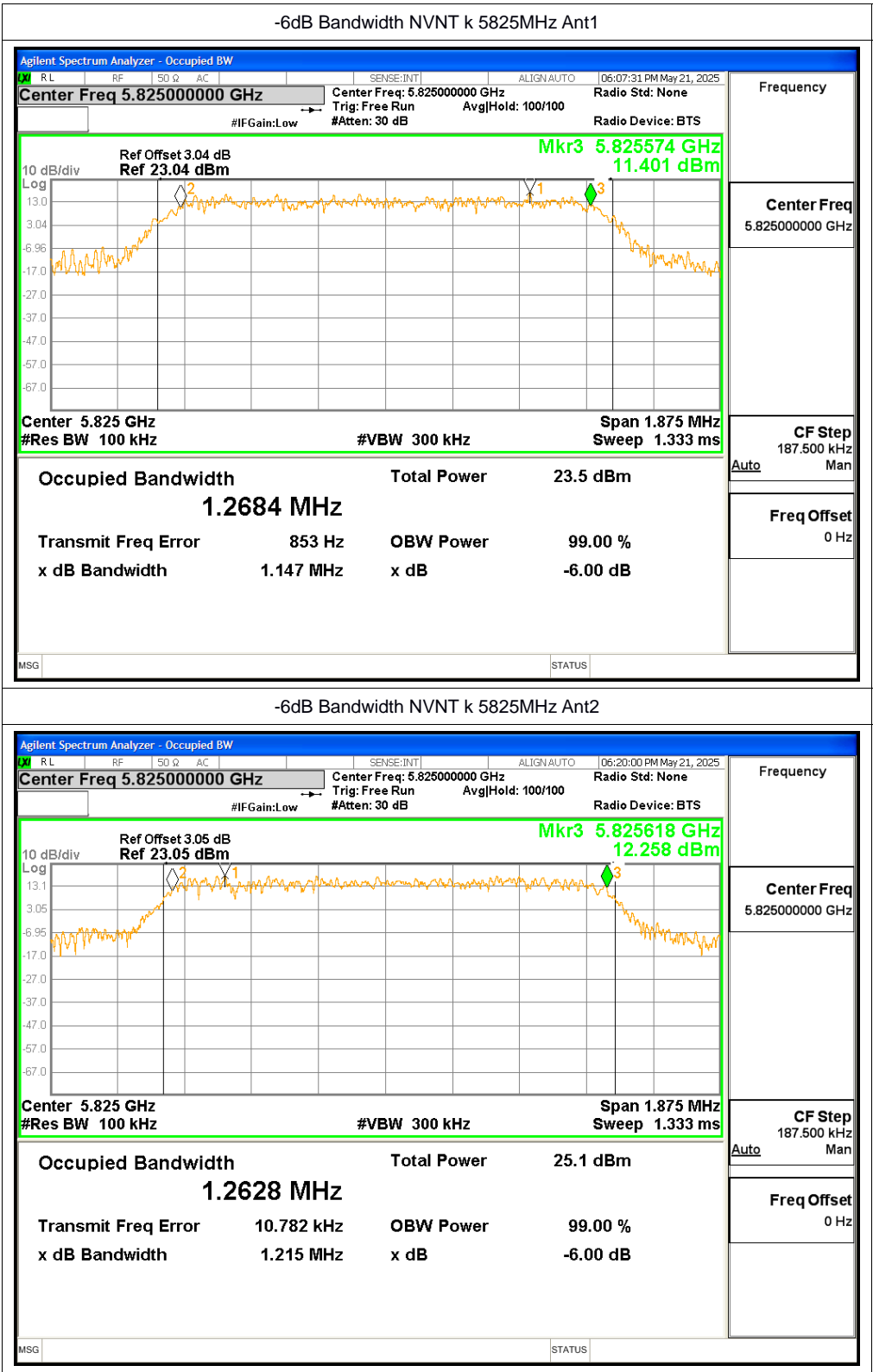
In the event of the improper use of the report. The SHENZHEN TIMEWAY TESTING LABORATORIES. reserves the rights to withdraw it and to adopt any other remedies which may be appropriate.



The report refers only to the sample tested and does not apply to the bulk.

This report is issued in confidence to the client and it will be strictly treated as such by the SHENZHEN TIMEWAY TESTING LABORATORIES. It may not be reproduced rather in its entirety or in part and it may not be used for adverting. The client to whom the report is issued may, however, show or send it . or a certified copy there of prepared by the SHENZHEN TIMEWAY TESTING LABORATORIES. to his customer. Supplier or others persons directly concerned. SHENZHEN TIMEWAY TESTING LABORATORIES. will not, without the consent of the client enter into any discussion of correspondence with any third party concerning the contents of the report.

In the event of the improper use of the report. The SHENZHEN TIMEWAY TESTING LABORATORIES. reserves the rights to withdraw it and to adopt any other remedies which may be appropriate.



Agilent Spectrum Analyzer - Occupied BW

RL

RF

50 Ω

AC

SENSE:INT

ALIGN: AUTO

06:20:00 PM May 21, 2025

Center Freq 5.825000000 GHz

Center Freq: 5.825000000 GHz

Trig: Free Run

Avg/Hold: 100/100

Radio Std: None

#IF Gain: Low

#Atten: 30 dB

Radio Device: BTS

10 dB/div

Log

Ref Offset 3.05 dB

Ref 23.05 dBm

Mkr3 5.825618 GHz

12.258 dBm

Center 5.825 GHz

#Res BW 100 kHz

#VBW 300 kHz

Span 1.875 MHz

Sweep 1.333 ms

Occupied Bandwidth

1.2628 MHz

Total Power

25.1 dBm

Transmit Freq Error

10.782 kHz

OBW Power

99.00 %

x dB Bandwidth

1.215 MHz

x dB

-6.00 dB

MSG

STATUS

Frequency

Center Freq

5.825000000 GHz

CF Step

187.500 kHz

Auto

Man

Freq Offset

0 Hz

The report refers only to the sample tested and does not apply to the bulk.

This report is issued in confidence to the client and it will be strictly treated as such by the SHENZHEN TIMEWAY TESTING LABORATORIES. It may not be reproduced rather in its entirety or in part and it may not be used for advertizing. The client to whom the report is issued may, however, show or send it . or a certified copy there of prepared by the SHENZHEN TIMEWAY TESTING LABORATORIES. to his customer. Supplier or others persons directly concerned. SHENZHEN TIMEWAY TESTING LABORATORIES. will not, without the consent of the client enter into any discussion of correspondence with any third party concerning the contents of the report.

In the event of the improper use of the report. The SHENZHEN TIMEWAY TESTING LABORATORIES. reserves the rights to withdraw it and to adopt any other remedies which may be appropriate.

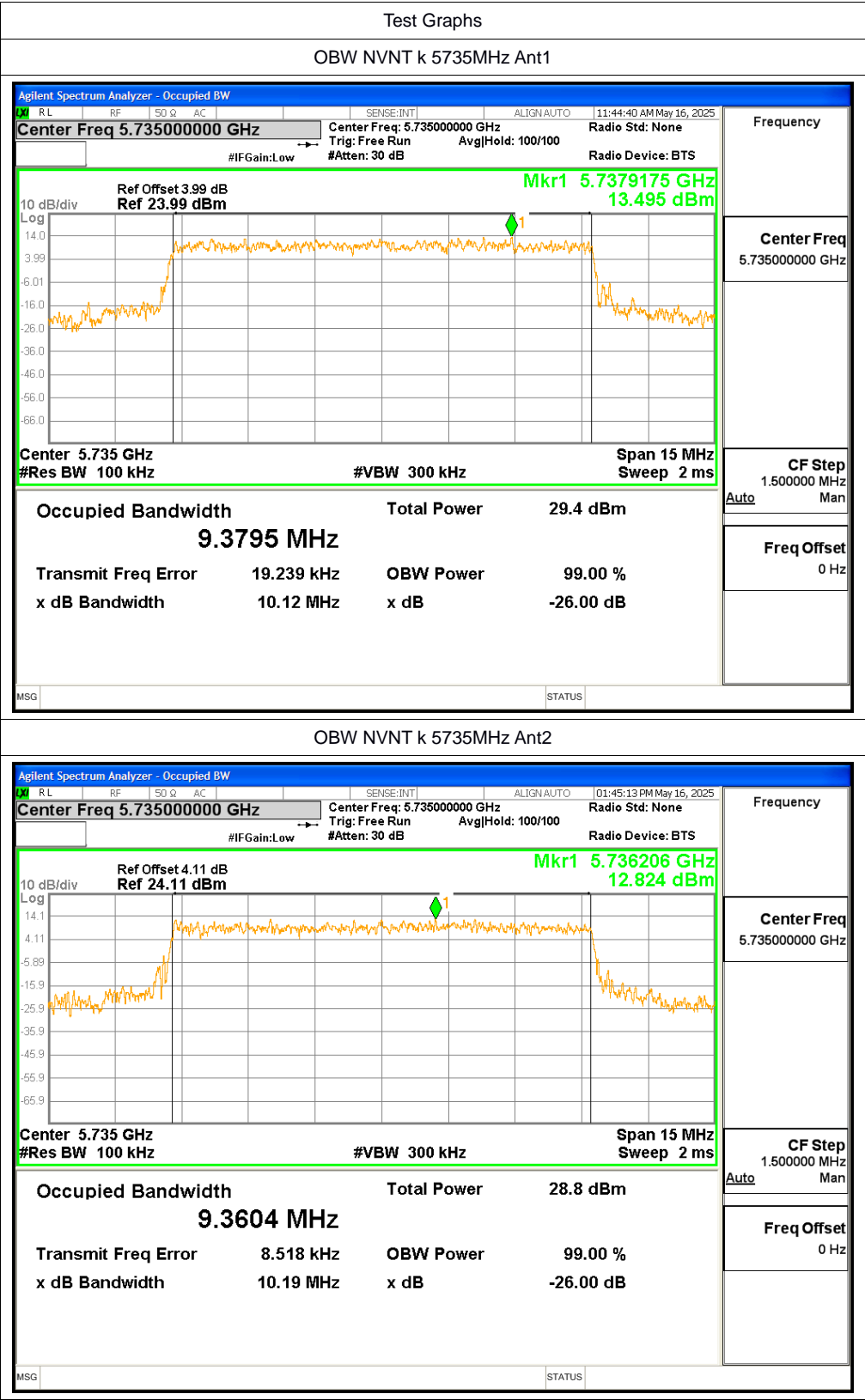


Occupied Channel Bandwidth

10M Bandwidth

Condition	Mode	Frequency (MHz)	Antenna	99% OBW (MHz)
NVNT	k	5735	Ant1	9.38
			Ant2	9.36
		5785	Ant1	9.355
			Ant2	9.369
		5825	Ant1	9.388
			Ant2	9.399

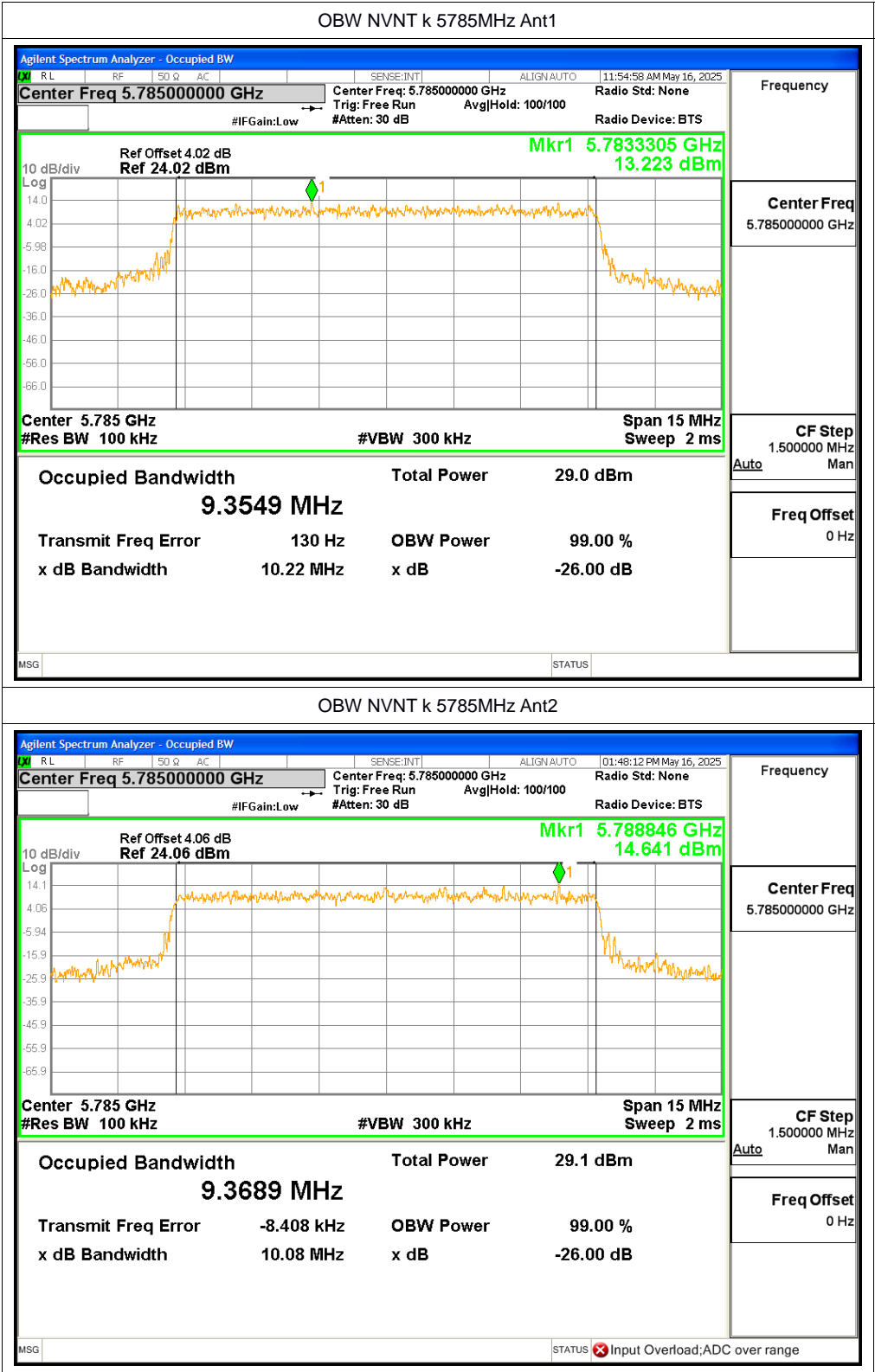
The report refers only to the sample tested and does not apply to the bulk.
This report is issued in confidence to the client and it will be strictly treated as such by the SHENZHEN TIMEWAY TESTING LABORATORIES. It may not be reproduced rather in its entirety or in part and it may not be used for advertizing. The client to whom the report is issued may, however, show or send it . or a certified copy there of prepared by the SHENZHEN TIMEWAY TESTING LABORATORIES. to his customer. Supplier or others persons directly concerned. SHENZHEN TIMEWAY TESTING LABORATORIES. will not, without the consent of the client enter into any discussion of correspondence with any third party concerning the contents of the report.
In the event of the improper use of the report. The SHENZHEN TIMEWAY TESTING LABORATORIES. reserves the rights to withdraw it and to adopt any other remedies which may be appropriate.



The report refers only to the sample tested and does not apply to the bulk.

This report is issued in confidence to the client and it will be strictly treated as such by the SHENZHEN TIMEWAY TESTING LABORATORIES. It may not be reproduced rather in its entirety or in part and it may not be used for adverting. The client to whom the report is issued may, however, show or send it . or a certified copy there of prepared by the SHENZHEN TIMEWAY TESTING LABORATORIES. to his customer. Supplier or others persons directly concerned. SHENZHEN TIMEWAY TESTING LABORATORIES. will not, without the consent of the client enter into any discussion of correspondence with any third party concerning the contents of the report.

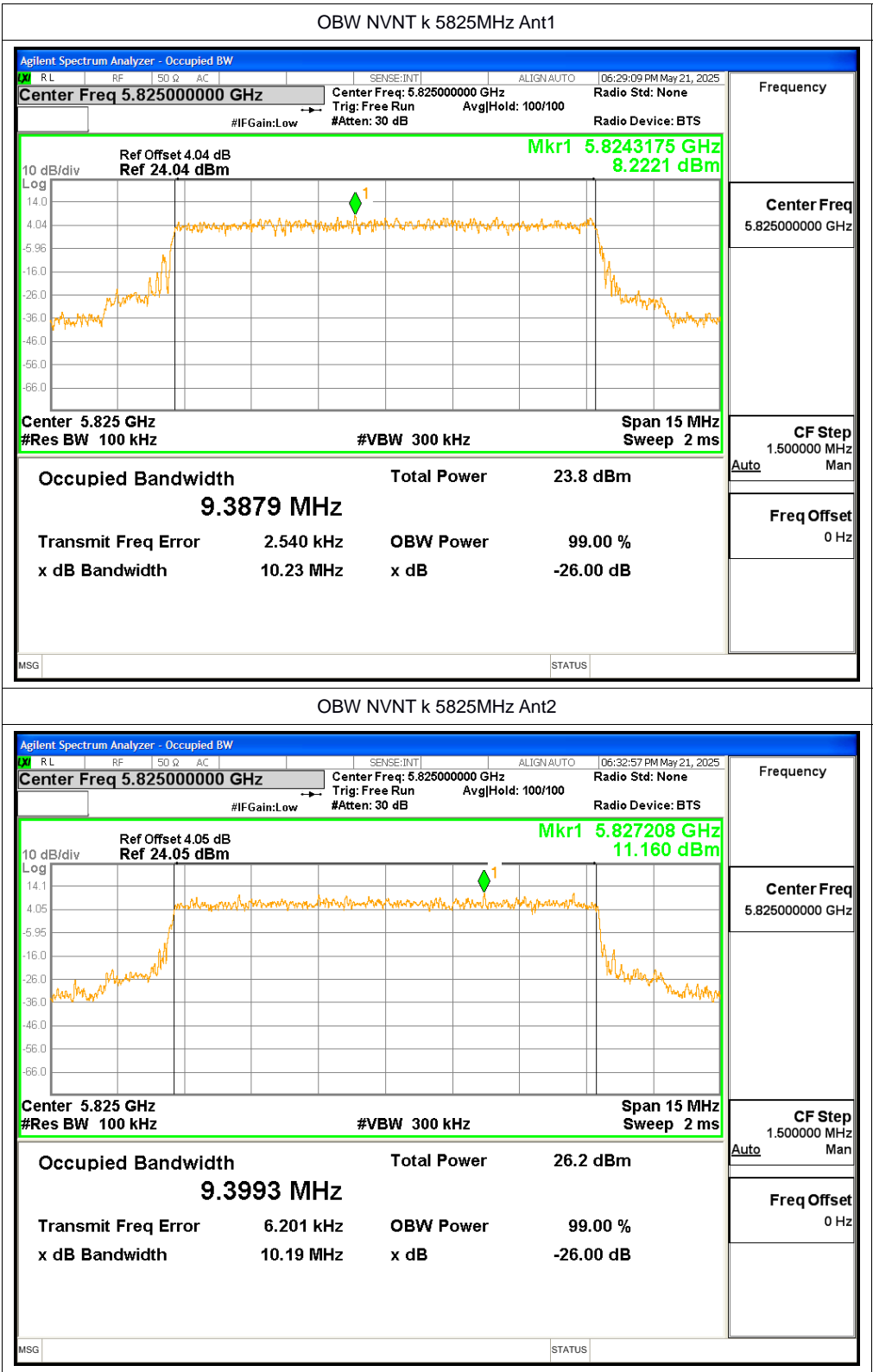
In the event of the improper use of the report. The SHENZHEN TIMEWAY TESTING LABORATORIES. reserves the rights to withdraw it and to adopt any other remedies which may be appropriate.



The report refers only to the sample tested and does not apply to the bulk.

This report is issued in confidence to the client and it will be strictly treated as such by the SHENZHEN TIMEWAY TESTING LABORATORIES. It may not be reproduced rather in its entirety or in part and it may not be used for adverting. The client to whom the report is issued may, however, show or send it . or a certified copy there of prepared by the SHENZHEN TIMEWAY TESTING LABORATORIES. to his customer. Supplier or others persons directly concerned. SHENZHEN TIMEWAY TESTING LABORATORIES. will not, without the consent of the client enter into any discussion of correspondence with any third party concerning the contents of the report.

In the event of the improper use of the report. The SHENZHEN TIMEWAY TESTING LABORATORIES. reserves the rights to withdraw it and to adopt any other remedies which may be appropriate.



The report refers only to the sample tested and does not apply to the bulk.

This report is issued in confidence to the client and it will be strictly treated as such by the SHENZHEN TIMEWAY TESTING LABORATORIES. It may not be reproduced rather in its entirety or in part and it may not be used for adverting. The client to whom the report is issued may, however, show or send it . or a certified copy there of prepared by the SHENZHEN TIMEWAY TESTING LABORATORIES. to his customer. Supplier or others persons directly concerned. SHENZHEN TIMEWAY TESTING LABORATORIES. will not, without the consent of the client enter into any discussion of correspondence with any third party concerning the contents of the report.

In the event of the improper use of the report. The SHENZHEN TIMEWAY TESTING LABORATORIES. reserves the rights to withdraw it and to adopt any other remedies which may be appropriate.



1.25M Bandwidth

Condition	Mode	Frequency (MHz)	Antenna	99% OBW (MHz)
NVNT	k	5730	Ant1	1.197
			Ant2	1.208
		5780	Ant1	1.187
			Ant2	1.216
		5825	Ant1	1.198
			Ant2	1.208

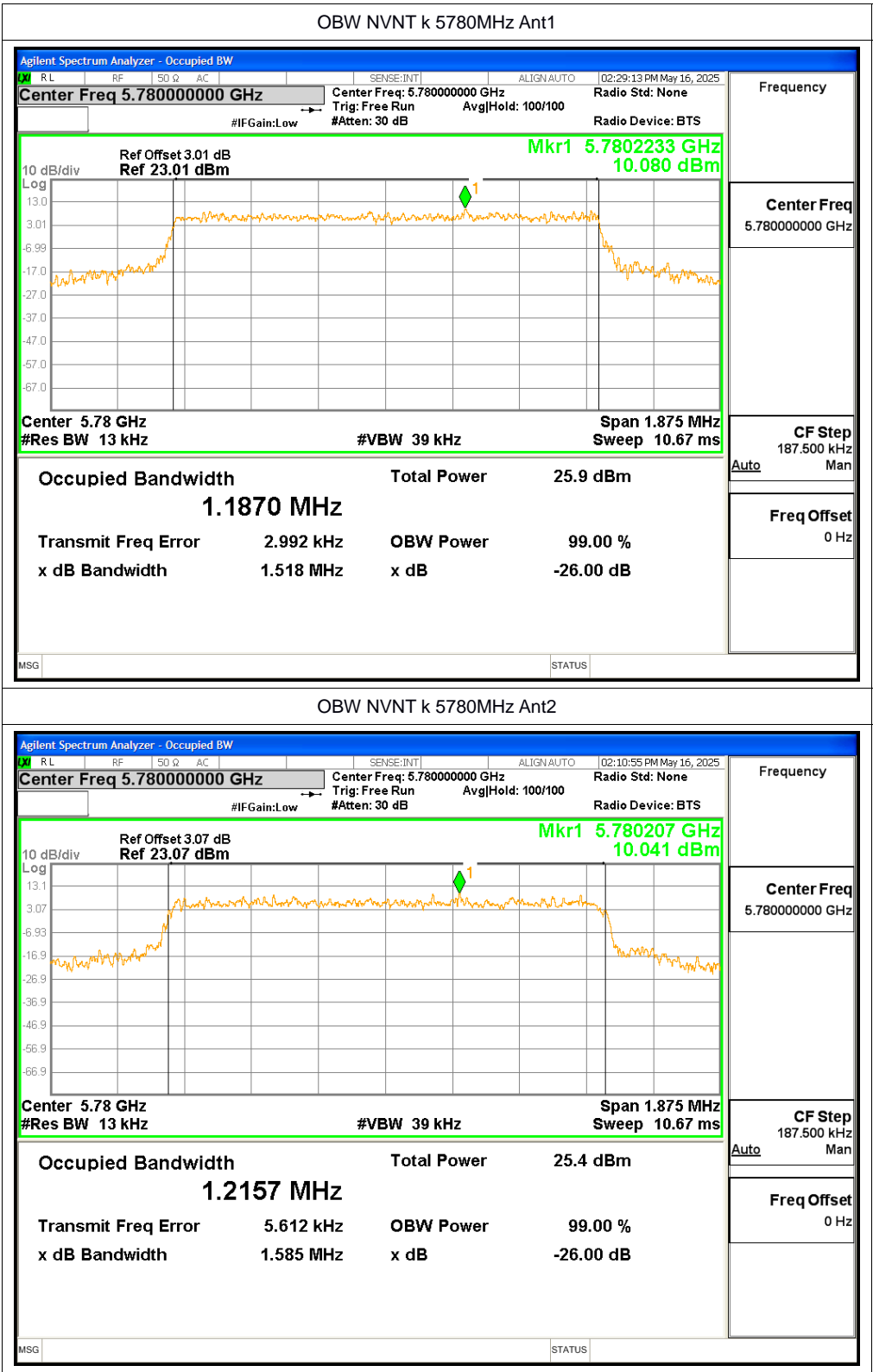
The report refers only to the sample tested and does not apply to the bulk.
This report is issued in confidence to the client and it will be strictly treated as such by the SHENZHEN TIMEWAY TESTING LABORATORIES. It may not be reproduced rather in its entirety or in part and it may not be used for advertizing. The client to whom the report is issued may, however, show or send it . or a certified copy there of prepared by the SHENZHEN TIMEWAY TESTING LABORATORIES. to his customer. Supplier or others persons directly concerned. SHENZHEN TIMEWAY TESTING LABORATORIES. will not, without the consent of the client enter into any discussion of correspondence with any third party concerning the contents of the report.
In the event of the improper use of the report. The SHENZHEN TIMEWAY TESTING LABORATORIES. reserves the rights to withdraw it and to adopt any other remedies which may be appropriate.



The report refers only to the sample tested and does not apply to the bulk.

This report is issued in confidence to the client and it will be strictly treated as such by the SHENZHEN TIMEWAY TESTING LABORATORIES. It may not be reproduced rather in its entirety or in part and it may not be used for adverteng. The client to whom the report is issued may, however, show or send it . or a certified copy there of prepared by the SHENZHEN TIMEWAY TESTING LABORATORIES. to his customer. Supplier or others persons directly concerned. SHENZHEN TIMEWAY TESTING LABORATORIES. will not, without the consent of the client enter into any discussion of correspondence with any third party concerning the contents of the report.

In the event of the improper use of the report. The SHENZHEN TIMEWAY TESTING LABORATORIES. reserves the rights to withdraw it and to adopt any other remedies which may be appropriate.



Agilent Spectrum Analyzer - Occupied BW

RL

RF

50 Ω

AC

SENSE:INT

ALIGN: AUTO

02:10:55 PM May 16, 2025

Center Freq 5.780000000 GHz

Center Freq: 5.780000000 GHz

Trig: Free Run

Avg/Hold: 100/100

Radio Std: None

#IFGain: Low

#Atten: 30 dB

Radio Device: BTS

10 dB/div

Log

Ref Offset 3.07 dB

Ref 23.07 dBm

Mkr1 5.780207 GHz

10.041 dBm



Center 5.78 GHz

#Res BW 13 kHz

#VBW 39 kHz

Span 1.875 MHz

Sweep 10.67 ms

Occupied Bandwidth

1.2157 MHz

Total Power

25.4 dBm

Transmit Freq Error

5.612 kHz

OBW Power

99.00 %

x dB Bandwidth

1.585 MHz

x dB

-26.00 dB

MSG

STATUS

Frequency

Center Freq

5.780000000 GHz

CF Step

187.500 kHz

Auto

Man

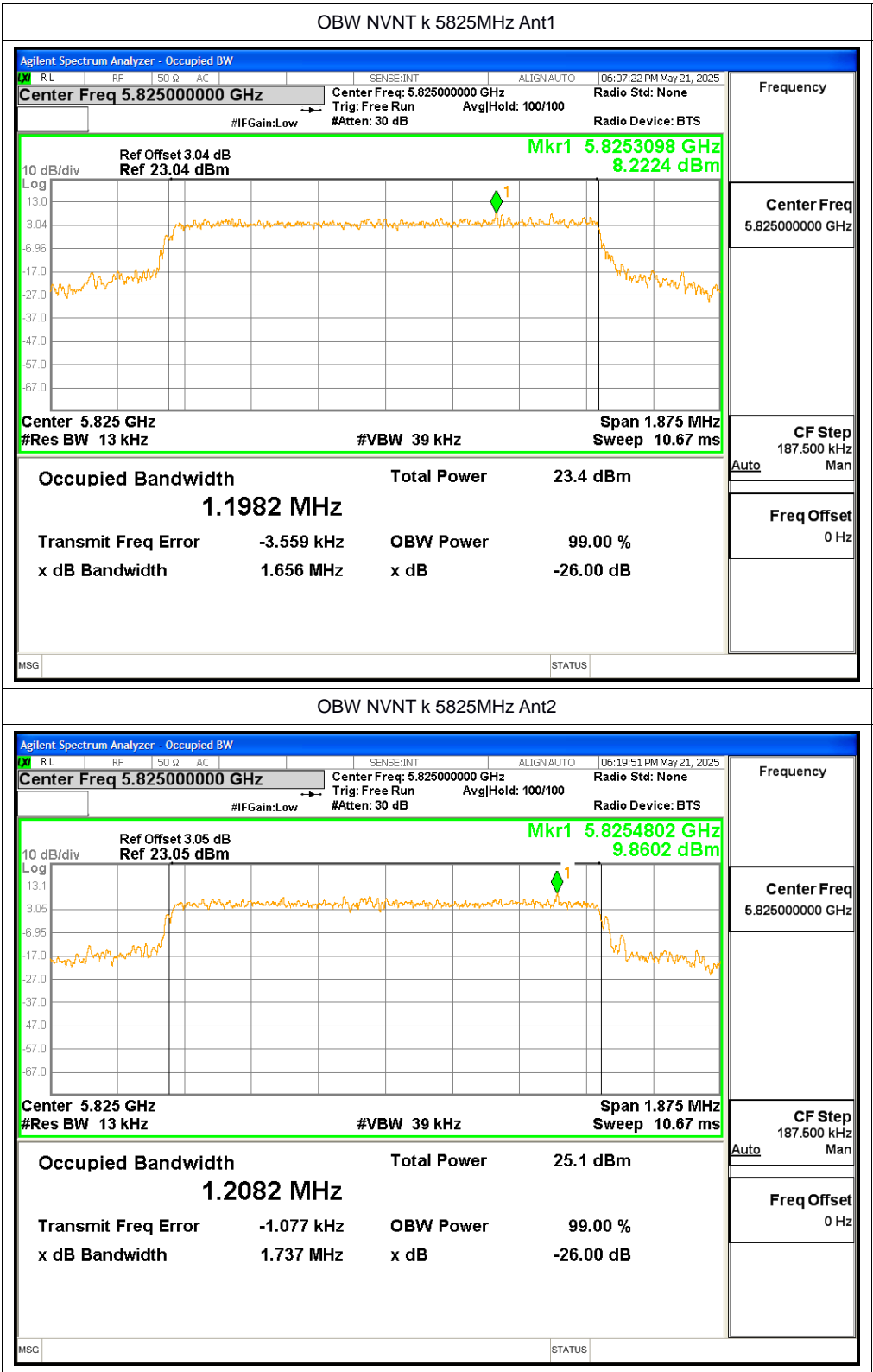
Freq Offset

0 Hz

The report refers only to the sample tested and does not apply to the bulk.

This report is issued in confidence to the client and it will be strictly treated as such by the SHENZHEN TIMEWAY TESTING LABORATORIES. It may not be reproduced rather in its entirety or in part and it may not be used for advertising. The client to whom the report is issued may, however, show or send it . or a certified copy there of prepared by the SHENZHEN TIMEWAY TESTING LABORATORIES. to his customer. Supplier or others persons directly concerned. SHENZHEN TIMEWAY TESTING LABORATORIES. will not, without the consent of the client enter into any discussion of correspondence with any third party concerning the contents of the report.

In the event of the improper use of the report. The SHENZHEN TIMEWAY TESTING LABORATORIES. reserves the rights to withdraw it and to adopt any other remedies which may be appropriate.



The report refers only to the sample tested and does not apply to the bulk.

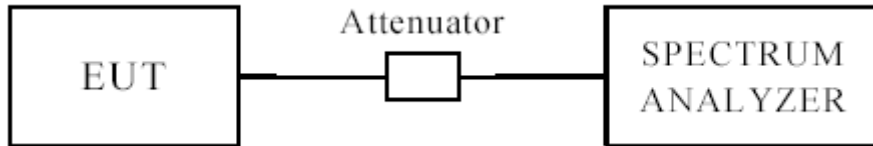
This report is issued in confidence to the client and it will be strictly treated as such by the SHENZHEN TIMEWAY TESTING LABORATORIES. It may not be reproduced rather in its entirety or in part and it may not be used for adverting. The client to whom the report is issued may, however, show or send it . or a certified copy there of prepared by the SHENZHEN TIMEWAY TESTING LABORATORIES. to his customer. Supplier or others persons directly concerned. SHENZHEN TIMEWAY TESTING LABORATORIES. will not, without the consent of the client enter into any discussion of correspondence with any third party concerning the contents of the report.

In the event of the improper use of the report. The SHENZHEN TIMEWAY TESTING LABORATORIES. reserves the rights to withdraw it and to adopt any other remedies which may be appropriate.



9.0 Peak Transmit Power Measurement

9.1 Test Setup



9.2 Limits of Peak Transmit Power Measurement

Operation Band	EUT Category		Limit
U-NII-1		Outdoor Access Point	1 Watt (30 dBm) \cong (Max. e.i.r.p 125mW (21 dBm) at any elevation angle above 30 degrees as measured from the horizon)
		Fixed point-to-point Access Point	1 Watt (30 dBm)
		Indoor Access Point	1 Watt (30 dBm)
		Mobile and Portable client device	250mW (24 dBm)
U-NII-2A	--		250mW (24 dBm) or 11 dBm+10 log B*
U-NII-2C	--		250mW (24 dBm) or 11 dBm+10 log B*
U-NII-3	✓		1 Watt (30 dBm)

9.3 Test Procedure

The RF power output was measured with a Spectrum analyzer connected to the RF Antenna connector (conducted measurement) while EUT was operating in transmit mode at the appropriate centre frequency.

Note: the average power was measured

The report refers only to the sample tested and does not apply to the bulk.

This report is issued in confidence to the client and it will be strictly treated as such by the SHENZHEN TIMEWAY TESTING LABORATORIES. It may not be reproduced rather in its entirety or in part and it may not be used for advertising. The client to whom the report is issued may, however, show or send it, or a certified copy thereof prepared by the SHENZHEN TIMEWAY TESTING LABORATORIES, to his customer. Supplier or others persons directly concerned. SHENZHEN TIMEWAY TESTING LABORATORIES, will not, without the consent of the client enter into any discussion of correspondence with any third party concerning the contents of the report.

In the event of the improper use of the report. The SHENZHEN TIMEWAY TESTING LABORATORIES, reserves the rights to withdraw it and to adopt any other remedies which may be appropriate.



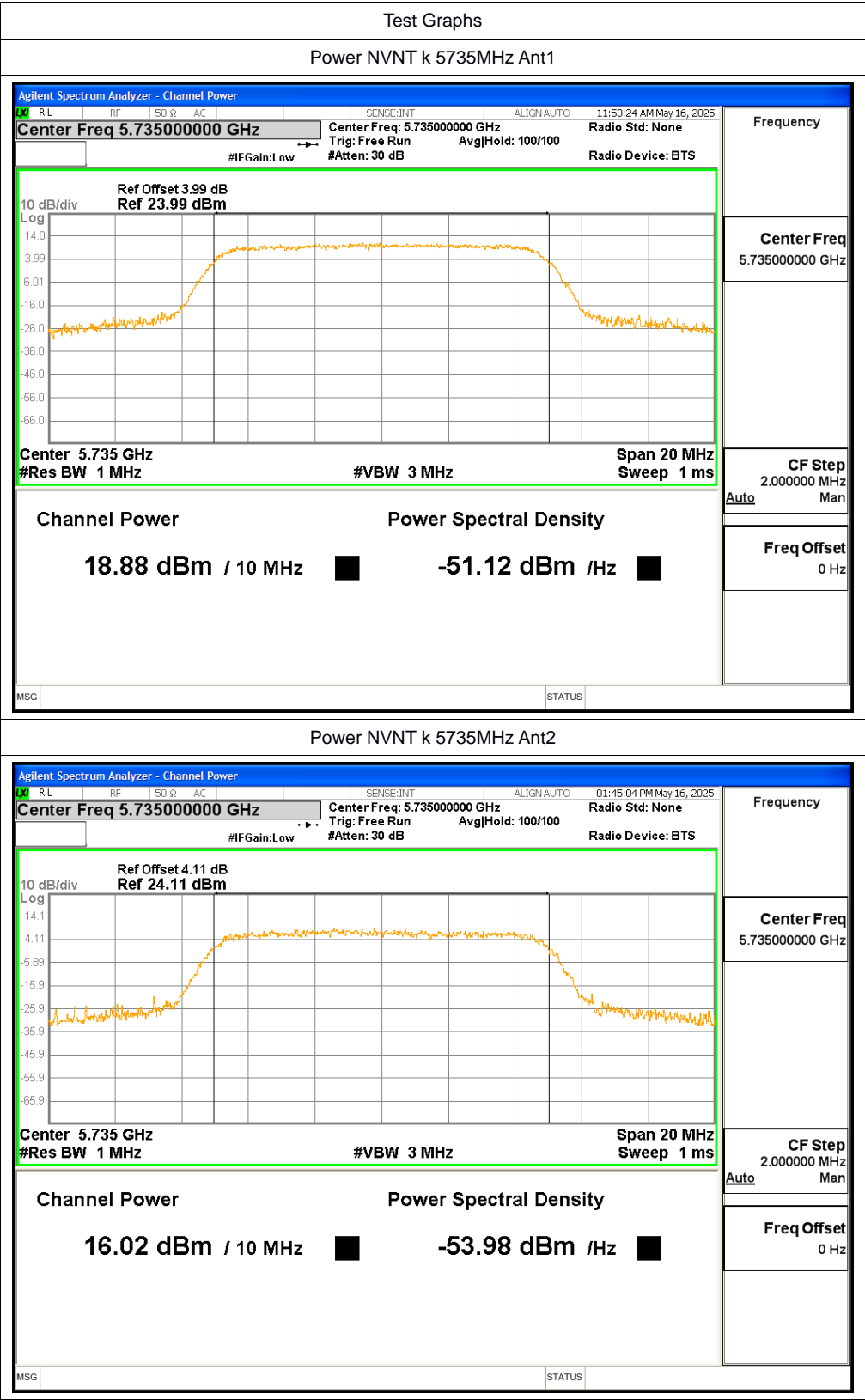
9.4Test Results
10M Bandwidth

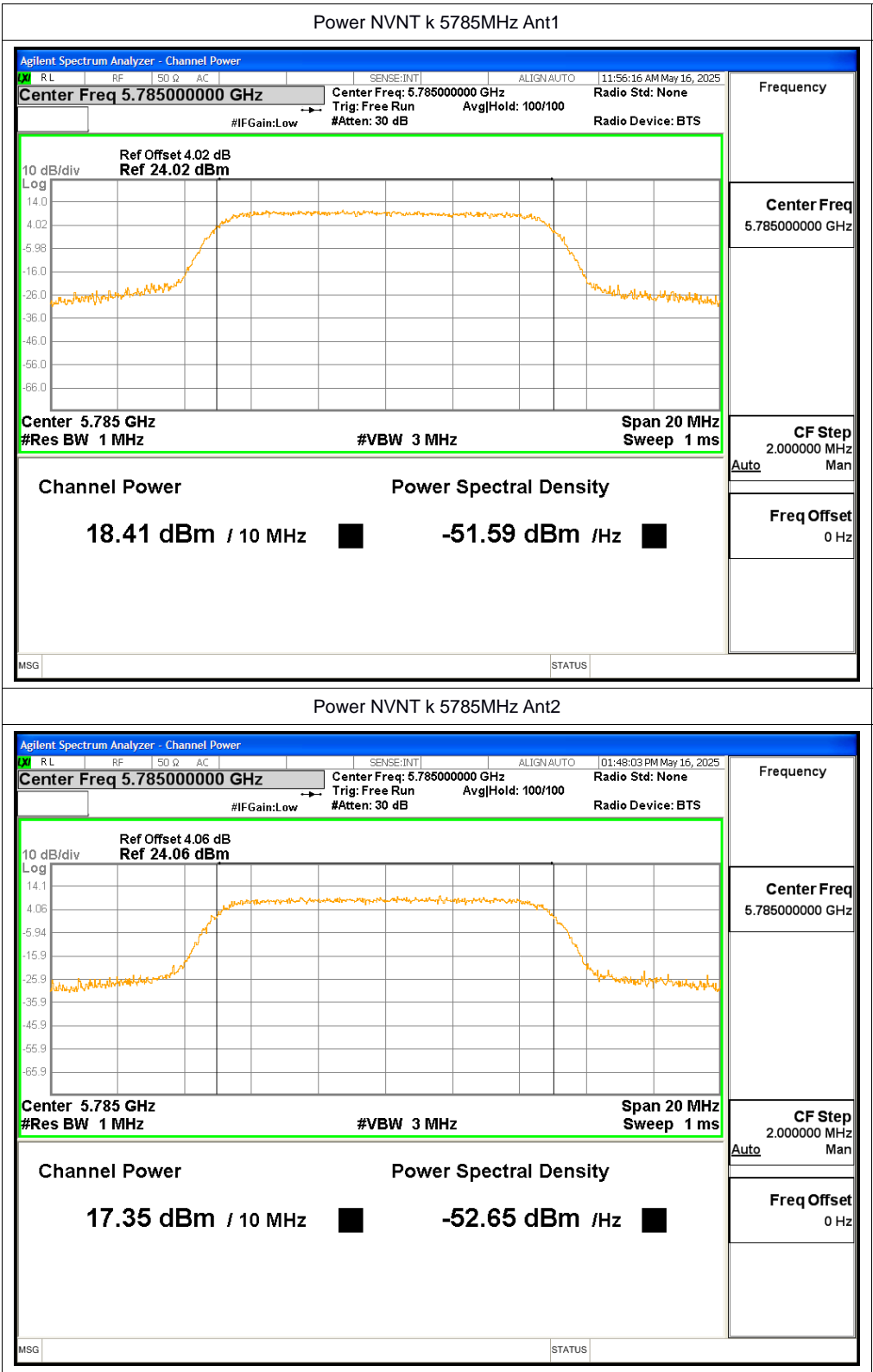
Condition	Mode	Frequency (MHz)	Antenna	Conducted Power (dBm)	Duty Factor (dB)	Total Power (dBm)	Limit (dBm)	Verdict
NVNT	k	5735	Ant1	18.88	0	18.88	30	Pass
			Ant2	16.02	0	16.02	30	Pass
		5785	Ant1	18.41	0	18.41	30	Pass
			Ant2	17.35	0	17.35	30	Pass
		5825	Ant1	15.11	0	15.11	30	Pass
			Ant2	14.52	0	14.52	30	Pass

EUT	HD525 Agricultural Drone				Model	3WWDZ-U25A		
Mode	10M Bandwidth				Test Voltage	DC67.5V		
Temperature	24 deg. C,				Humidity	56% RH		
Frequency (MHz)	Ant 1 Power		Ant 2 Power		Total Max. Power Output -MIMO (dBm)	Power Limit (dBm)	Pass/ Fail	
	dBm	mW	dBm	mW				
5735	18.88	77.27	16.02	39.99	20.69	30	Pass	
5785	18.41	69.34	17.35	54.33	20.92	30	Pass	
5825	15.11	32.43	14.52	28.31	17.84	30	Pass	

Note: 1. The result basic equation calculation as follow:
Average Power Output = AV Power Reading + Cable loss + Attenuator
2. The worse case was recorded

The report refers only to the sample tested and does not apply to the bulk.
This report is issued in confidence to the client and it will be strictly treated as such by the SHENZHEN TIMEWAY TESTING LABORATORIES. It may not be reproduced rather in its entirety or in part and it may not be used for advertizing. The client to whom the report is issued may, however, show or send it . or a certified copy there of prepared by the SHENZHEN TIMEWAY TESTING LABORATORIES. to his customer. Supplier or others persons directly concerned. SHENZHEN TIMEWAY TESTING LABORATORIES. will not, without the consent of the client enter into any discussion of correspondence with any third party concerning the contents of the report.
In the event of the improper use of the report. The SHENZHEN TIMEWAY TESTING LABORATORIES. reserves the rights to withdraw it and to adopt any other remedies which may be appropriate.

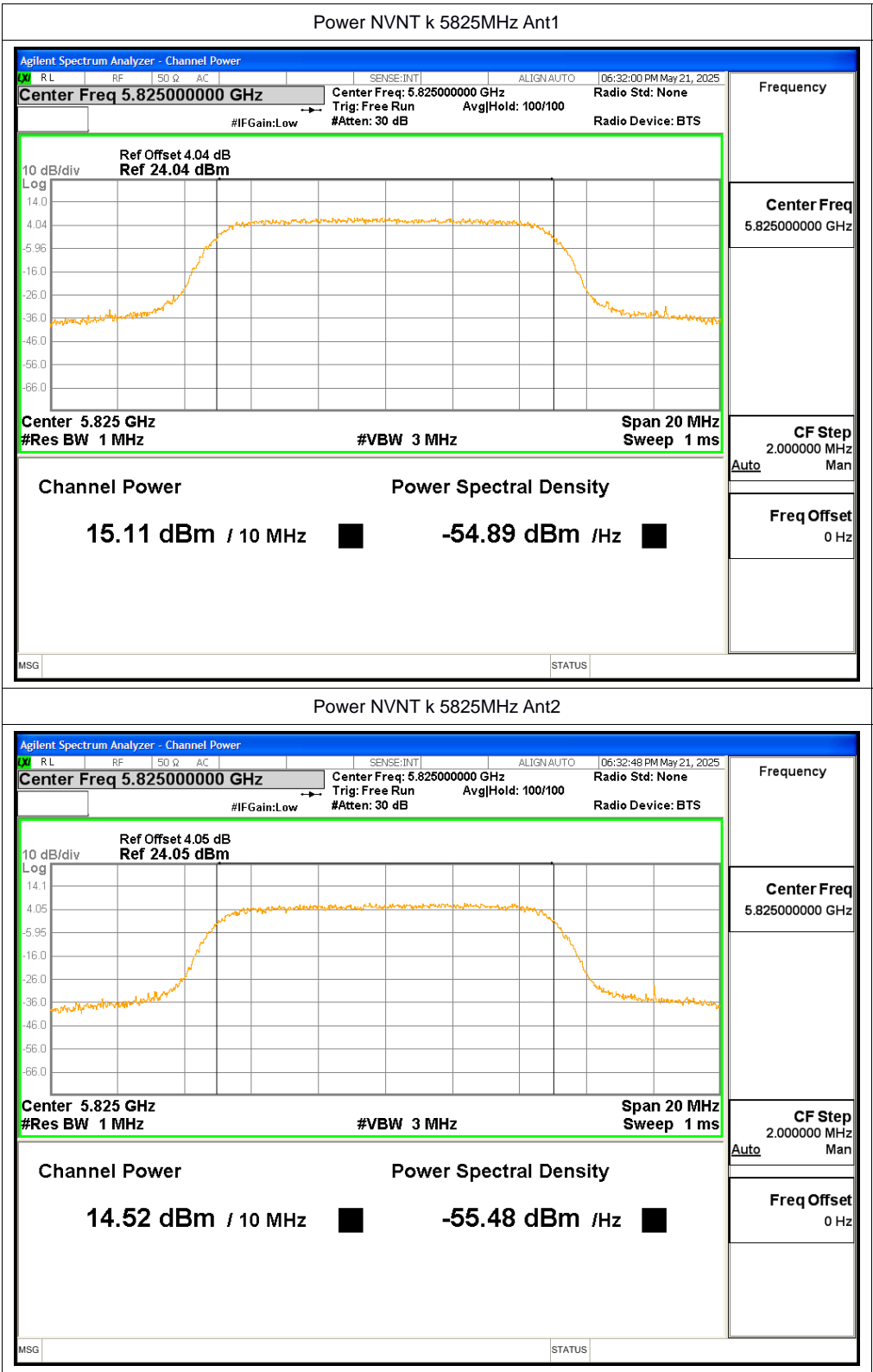




The report refers only to the sample tested and does not apply to the bulk.

This report is issued in confidence to the client and it will be strictly treated as such by the SHENZHEN TIMEWAY TESTING LABORATORIES. It may not be reproduced rather in its entirety or in part and it may not be used for adverting. The client to whom the report is issued may, however, show or send it . or a certified copy there of prepared by the SHENZHEN TIMEWAY TESTING LABORATORIES. to his customer. Supplier or others persons directly concerned. SHENZHEN TIMEWAY TESTING LABORATORIES. will not, without the consent of the client enter into any discussion of correspondence with any third party concerning the contents of the report.

In the event of the improper use of the report. The SHENZHEN TIMEWAY TESTING LABORATORIES. reserves the rights to withdraw it and to adopt any other remedies which may be appropriate.



The report refers only to the sample tested and does not apply to the bulk.

This report is issued in confidence to the client and it will be strictly treated as such by the SHENZHEN TIMEWAY TESTING LABORATORIES. It may not be reproduced rather in its entirety or in part and it may not be used for adverting. The client to whom the report is issued may, however, show or send it . or a certified copy there of prepared by the SHENZHEN TIMEWAY TESTING LABORATORIES. to his customer. Supplier or others persons directly concerned. SHENZHEN TIMEWAY TESTING LABORATORIES. will not, without the consent of the client enter into any discussion of correspondence with any third party concerning the contents of the report.

In the event of the improper use of the report. The SHENZHEN TIMEWAY TESTING LABORATORIES. reserves the rights to withdraw it and to adopt any other remedies which may be appropriate.



1.25M Bandwidth

Condition	Mode	Frequency (MHz)	Antenna	Conducted Power (dBm)	Duty Factor (dB)	Total Power (dBm)	Limit (dBm)	Verdict
NVNT	k	5730	Ant1	13.5	0	13.5	30	Pass
			Ant2	14.2	0	14.2	30	Pass
		5780	Ant1	14.34	0	14.34	30	Pass
			Ant2	13.77	0	13.77	30	Pass
		5825	Ant1	11	0	11	30	Pass
			Ant2	14.34	0	14.34	30	Pass

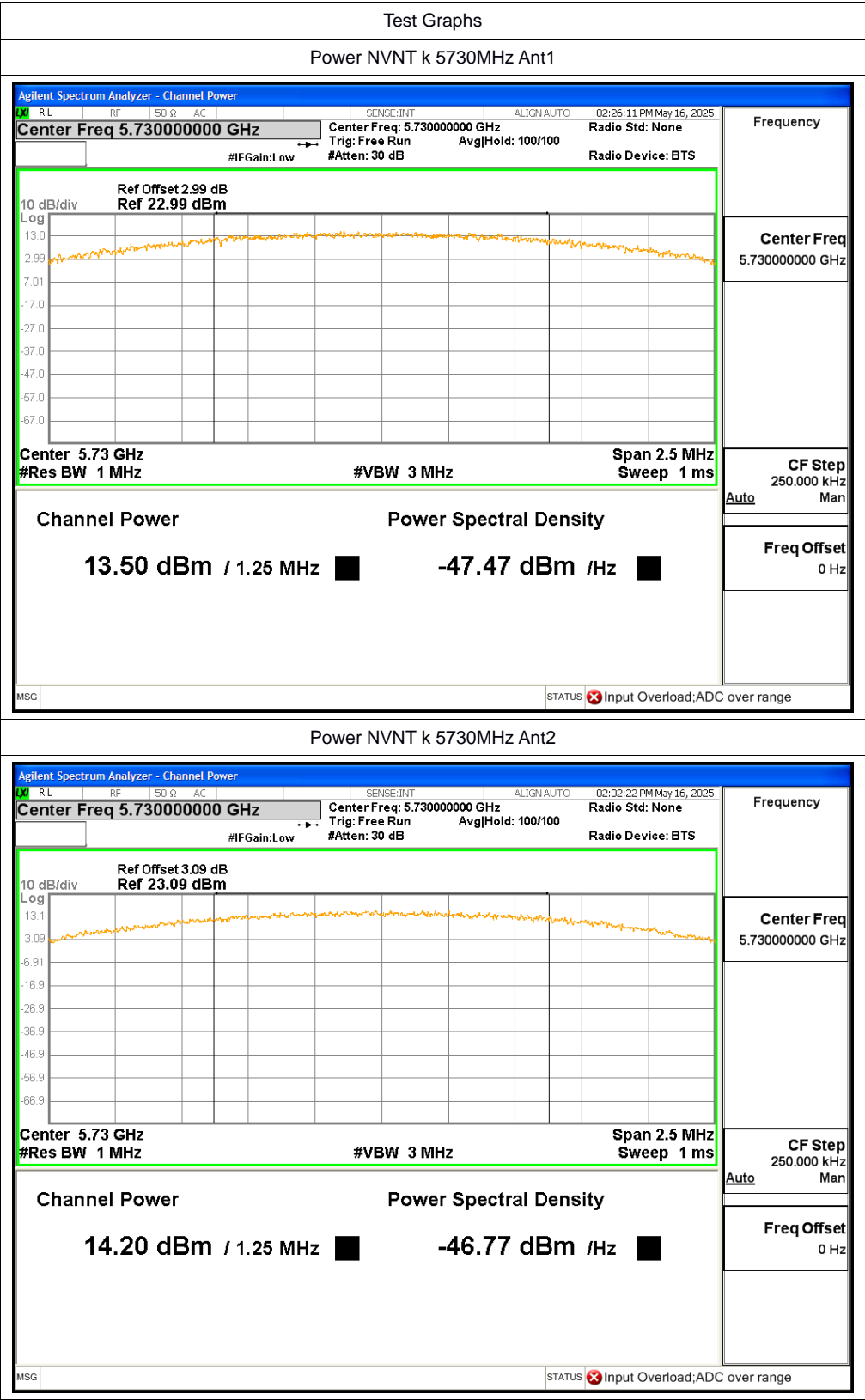
EUT	HD525 Agricultural Drone				Model	3WWDZ-U25A		
Mode	10M Bandwidth				Test Voltage	DC67.5V		
Temperature	24 deg. C,				Humidity	56% RH		
Frequency (MHz)	Ant 1 Power		Ant 2 Power		Total Max. Power Output -MIMO (dBm)	Power Limit (dBm)	Pass/ Fail	
	dBm	mW	dBm	mW				
5730	13.5	22.39	14.2	26.30	16.87	30	Pass	
5780	14.34	27.16	13.77	23.82	17.07	30	Pass	
5825	11	12.59	14.34	27.16	15.99	30	Pass	

Note: 1. The result basic equation calculation as follow:

Power Output = Power Reading + Cable loss + Attenuator

2. The worse case was recorded

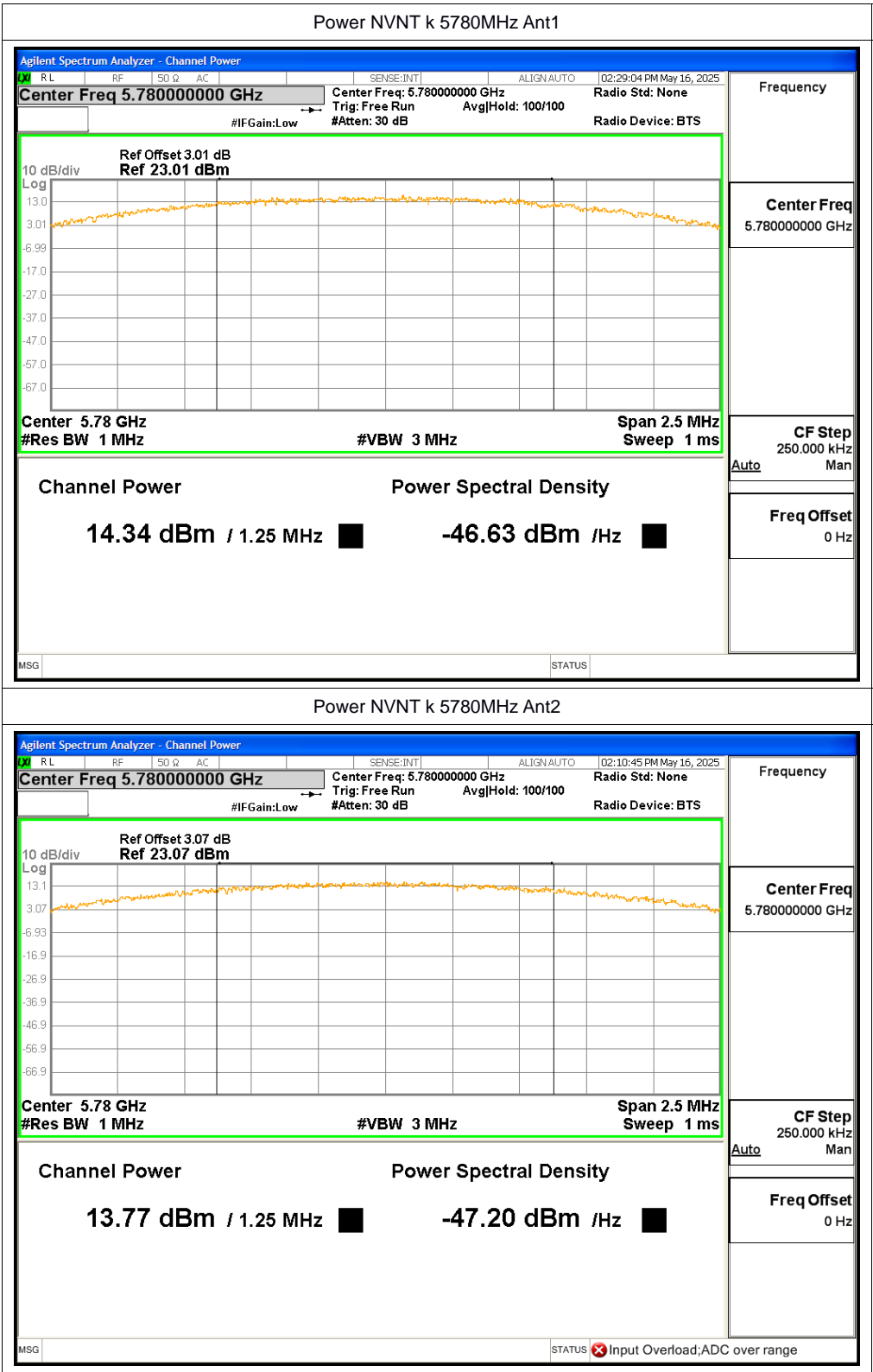
The report refers only to the sample tested and does not apply to the bulk.
This report is issued in confidence to the client and it will be strictly treated as such by the SHENZHEN TIMEWAY TESTING LABORATORIES. It may not be reproduced rather in its entirety or in part and it may not be used for adverting. The client to whom the report is issued may, however, show or send it . or a certified copy there of prepared by the SHENZHEN TIMEWAY TESTING LABORATORIES. to his customer. Supplier or others persons directly concerned. SHENZHEN TIMEWAY TESTING LABORATORIES. will not, without the consent of the client enter into any discussion of correspondence with any third party concerning the contents of the report.
In the event of the improper use of the report. The SHENZHEN TIMEWAY TESTING LABORATORIES. reserves the rights to withdraw it and to adopt any other remedies which may be appropriate.



The report refers only to the sample tested and does not apply to the bulk.

This report is issued in confidence to the client and it will be strictly treated as such by the SHENZHEN TIMEWAY TESTING LABORATORIES. It may not be reproduced rather in its entirety or in part and it may not be used for adverting. The client to whom the report is issued may, however, show or send it . or a certified copy there of prepared by the SHENZHEN TIMEWAY TESTING LABORATORIES. to his customer. Supplier or others persons directly concerned. SHENZHEN TIMEWAY TESTING LABORATORIES. will not, without the consent of the client enter into any discussion of correspondence with any third party concerning the contents of the report.

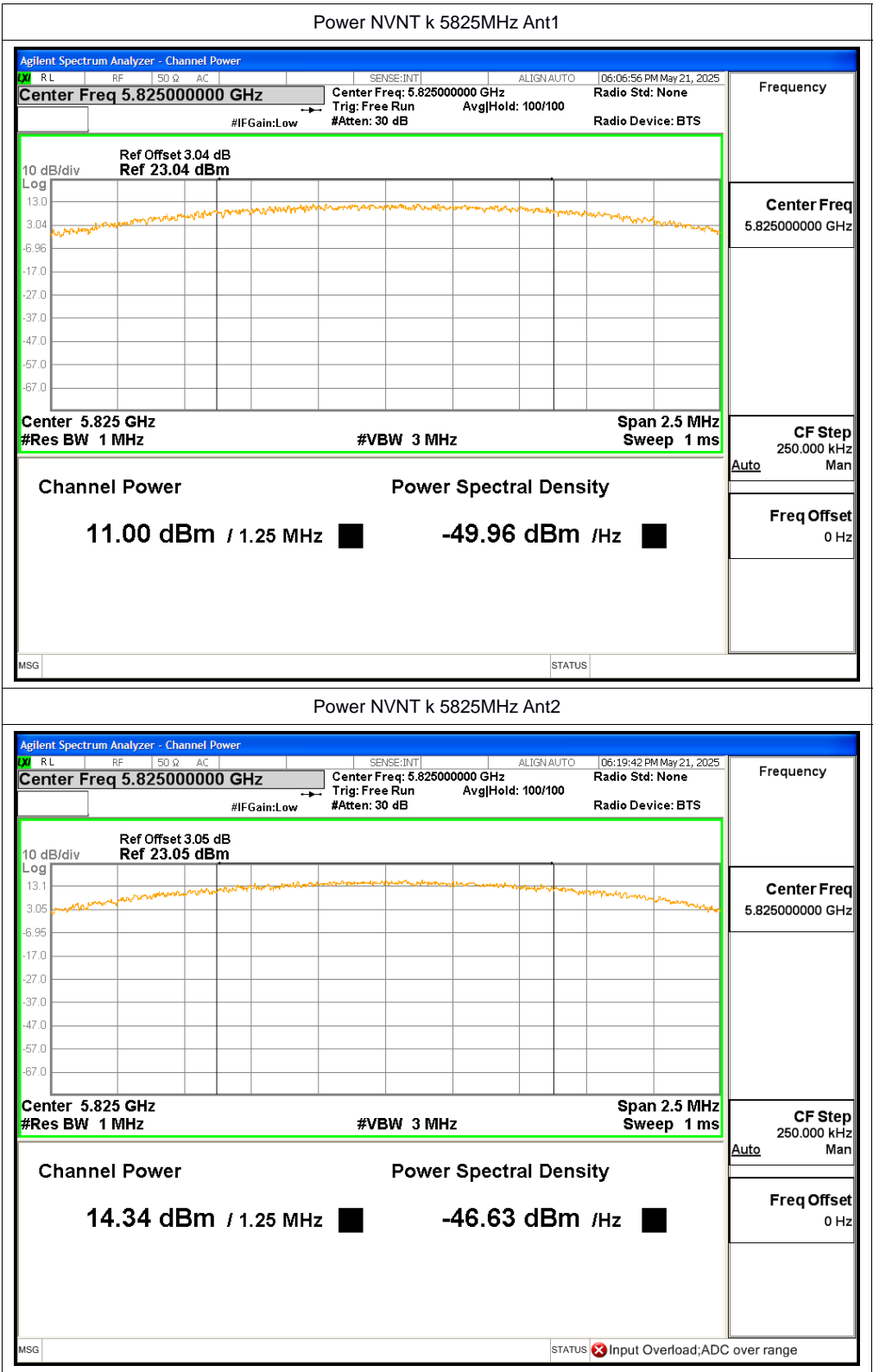
In the event of the improper use of the report. The SHENZHEN TIMEWAY TESTING LABORATORIES. reserves the rights to withdraw it and to adopt any other remedies which may be appropriate.



The report refers only to the sample tested and does not apply to the bulk.

This report is issued in confidence to the client and it will be strictly treated as such by the SHENZHEN TIMEWAY TESTING LABORATORIES. It may not be reproduced rather in its entirety or in part and it may not be used for adverting. The client to whom the report is issued may, however, show or send it . or a certified copy there of prepared by the SHENZHEN TIMEWAY TESTING LABORATORIES. to his customer. Supplier or others persons directly concerned. SHENZHEN TIMEWAY TESTING LABORATORIES. will not, without the consent of the client enter into any discussion of correspondence with any third party concerning the contents of the report.

In the event of the improper use of the report. The SHENZHEN TIMEWAY TESTING LABORATORIES. reserves the rights to withdraw it and to adopt any other remedies which may be appropriate.



The report refers only to the sample tested and does not apply to the bulk.

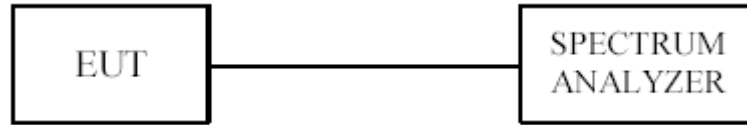
This report is issued in confidence to the client and it will be strictly treated as such by the SHENZHEN TIMEWAY TESTING LABORATORIES. It may not be reproduced rather in its entirety or in part and it may not be used for adverteng. The client to whom the report is issued may, however, show or send it . or a certified copy there of prepared by the SHENZHEN TIMEWAY TESTING LABORATORIES. to his customer. Supplier or others persons directly concerned. SHENZHEN TIMEWAY TESTING LABORATORIES. will not, without the consent of the client enter into any discussion of correspondence with any third party concerning the contents of the report.

In the event of the improper use of the report. The SHENZHEN TIMEWAY TESTING LABORATORIES. reserves the rights to withdraw it and to adopt any other remedies which may be appropriate.



10. Power Spectral Density Measurement

10.1 Test Setup



10.2 Limits of Power Spectral Density Measurement

Operation Band	EUT Category		Limit
U-NII-1		Outdoor Access Point	17dBm/MHz
		Fixed point-to-point Access Point	
		Indoor Access Point	
		Mobile and Portable client device	11dBm/MHz
U-NII-2A	--		11dBm/MHz
U-NII-2C	--		11dBm/MHz
U-NII-3	✓		30dBm/500kHz

10.3 Test Procedure

1. The EUT was directly connected to the spectrum analyzer
2. Set the RBW = 510kHz
3. Set the VBW =1.5MHz
4. Set the span to encompass the entire emissions bandwidth (EBW) of the signal
5. Detector = RMS
6. Sweep time = auto couple.
7. Trace mode = max hold.
8. Allow trace to fully stabilize.
9. Use the peak marker function to determine the maximum amplitude level.

The report refers only to the sample tested and does not apply to the bulk.

This report is issued in confidence to the client and it will be strictly treated as such by the SHENZHEN TIMEWAY TESTING LABORATORIES. It may not be reproduced rather in its entirety or in part and it may not be used for advertising. The client to whom the report is issued may, however, show or send it . or a certified copy there of prepared by the SHENZHEN TIMEWAY TESTING LABORATORIES. to his customer. Supplier or others persons directly concerned. SHENZHEN TIMEWAY TESTING LABORATORIES. will not, without the consent of the client enter into any discussion of correspondence with any third party concerning the contents of the report.

In the event of the improper use of the report. The SHENZHEN TIMEWAY TESTING LABORATORIES. reserves the rights to withdraw it and to adopt any other remedies which may be appropriate.

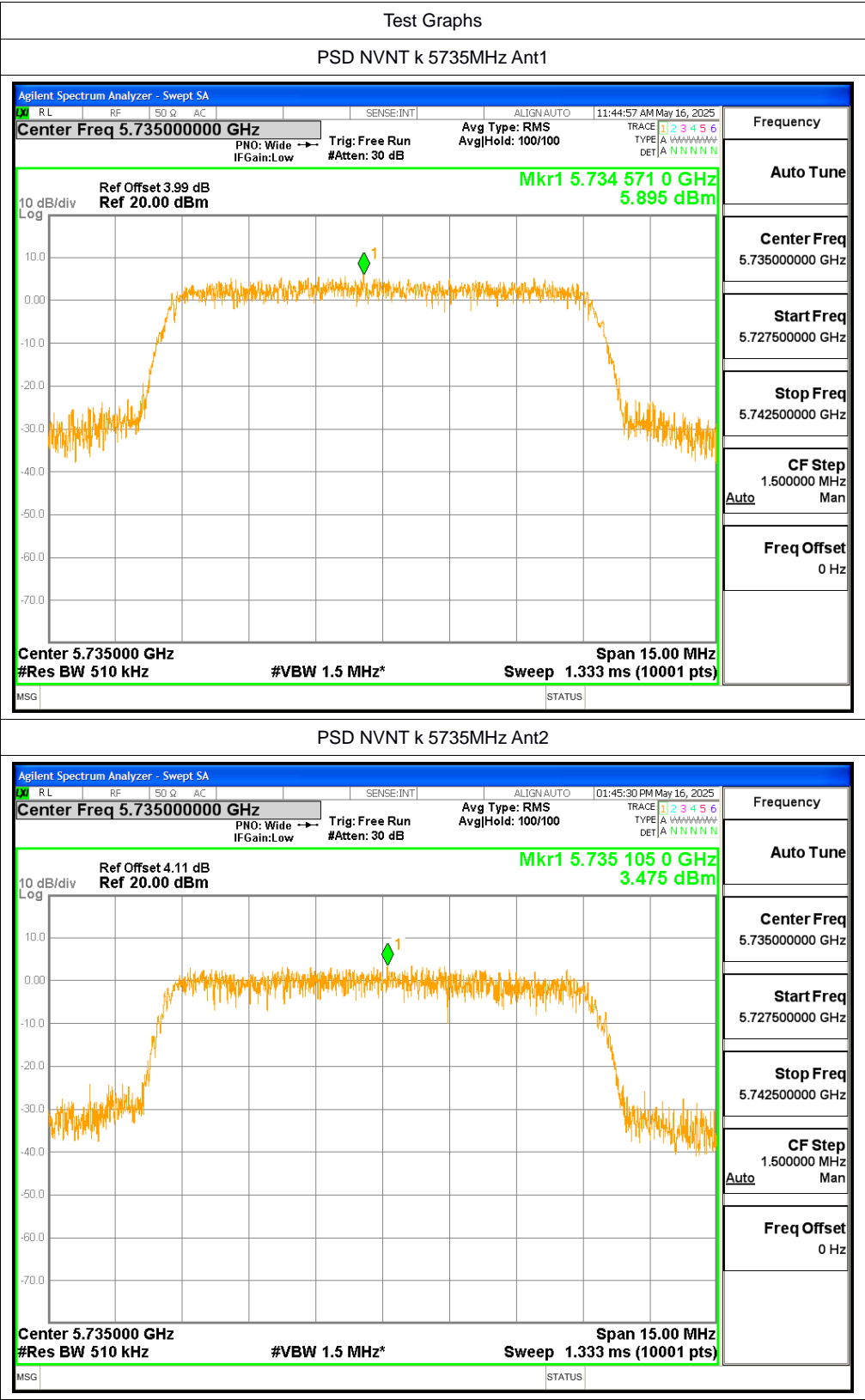


10.4Test Result
10M Bandwidth

Condition	Mode	Frequency (MHz)	Antenna	Conducted PSD (dBm)	Duty Factor (dB)	Total PSD (dBm)	Limit (dBm)	Verdict
NVNT	k	5735	Ant1	5.9	0	5.9	30	Pass
			Ant2	3.48	0	3.48	30	Pass
		5785	Ant1	5.02	0	5.02	30	Pass
			Ant2	5.08	0	5.08	30	Pass
		5825	Ant1	2.48	0	2.48	30	Pass
			Ant2	2.82	0	2.82	30	Pass

EUT	HD525 Agricultural Drone		Model	3WWDZ-U25A	
Mode	10M Bandwidth		Test Voltage	DC67.5V	
Temperature	24 deg. C,		Humidity	56% RH	
Frequency (MHz)	Ant 1 PSD	Ant 2 PSD	Total Max. Power PSD -MIMO (dBm/510kHz)	PSD Limit (dBm/500kHz)	Pass/ Fail
	dBm/510kHz	dBm/510kHz			
5735	5.9	3.48	7.87	30	Pass
5785	5.02	5.08	8.06	30	Pass
5825	2.48	2.82	5.66	30	Pass

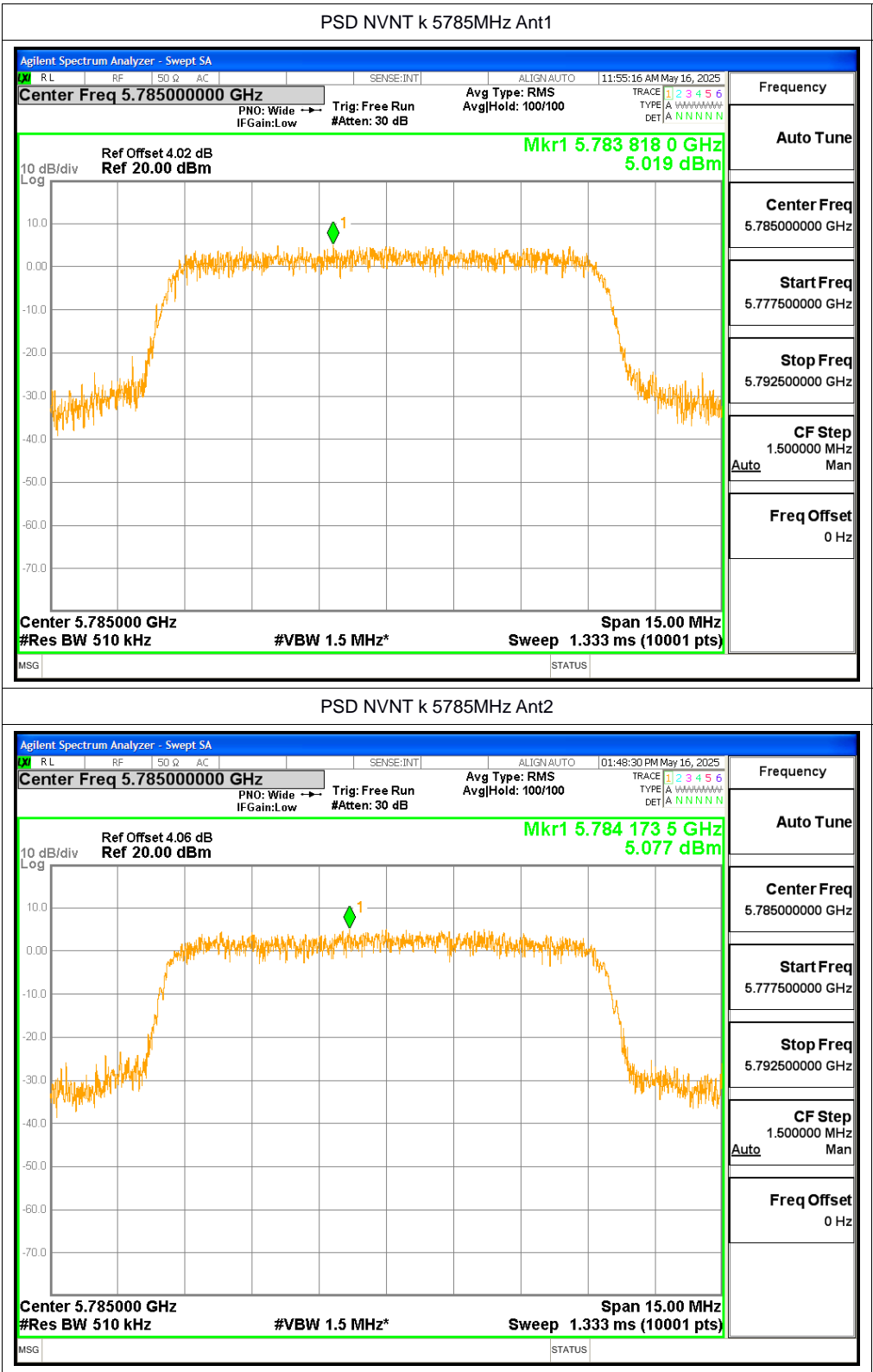
The report refers only to the sample tested and does not apply to the bulk.
This report is issued in confidence to the client and it will be strictly treated as such by the SHENZHEN TIMEWAY TESTING LABORATORIES. It may not be reproduced rather in its entirety or in part and it may not be used for advertizing. The client to whom the report is issued may, however, show or send it . or a certified copy there of prepared by the SHENZHEN TIMEWAY TESTING LABORATORIES. to his customer. Supplier or others persons directly concerned. SHENZHEN TIMEWAY TESTING LABORATORIES. will not, without the consent of the client enter into any discussion of correspondence with any third party concerning the contents of the report.
In the event of the improper use of the report. The SHENZHEN TIMEWAY TESTING LABORATORIES. reserves the rights to withdraw it and to adopt any other remedies which may be appropriate.



The report refers only to the sample tested and does not apply to the bulk.

This report is issued in confidence to the client and it will be strictly treated as such by the SHENZHEN TIMEWAY TESTING LABORATORIES. It may not be reproduced rather in its entirety or in part and it may not be used for advertising. The client to whom the report is issued may, however, show or send it . or a certified copy there of prepared by the SHENZHEN TIMEWAY TESTING LABORATORIES. to his customer. Supplier or others persons directly concerned. SHENZHEN TIMEWAY TESTING LABORATORIES. will not, without the consent of the client enter into any discussion of correspondence with any third party concerning the contents of the report.

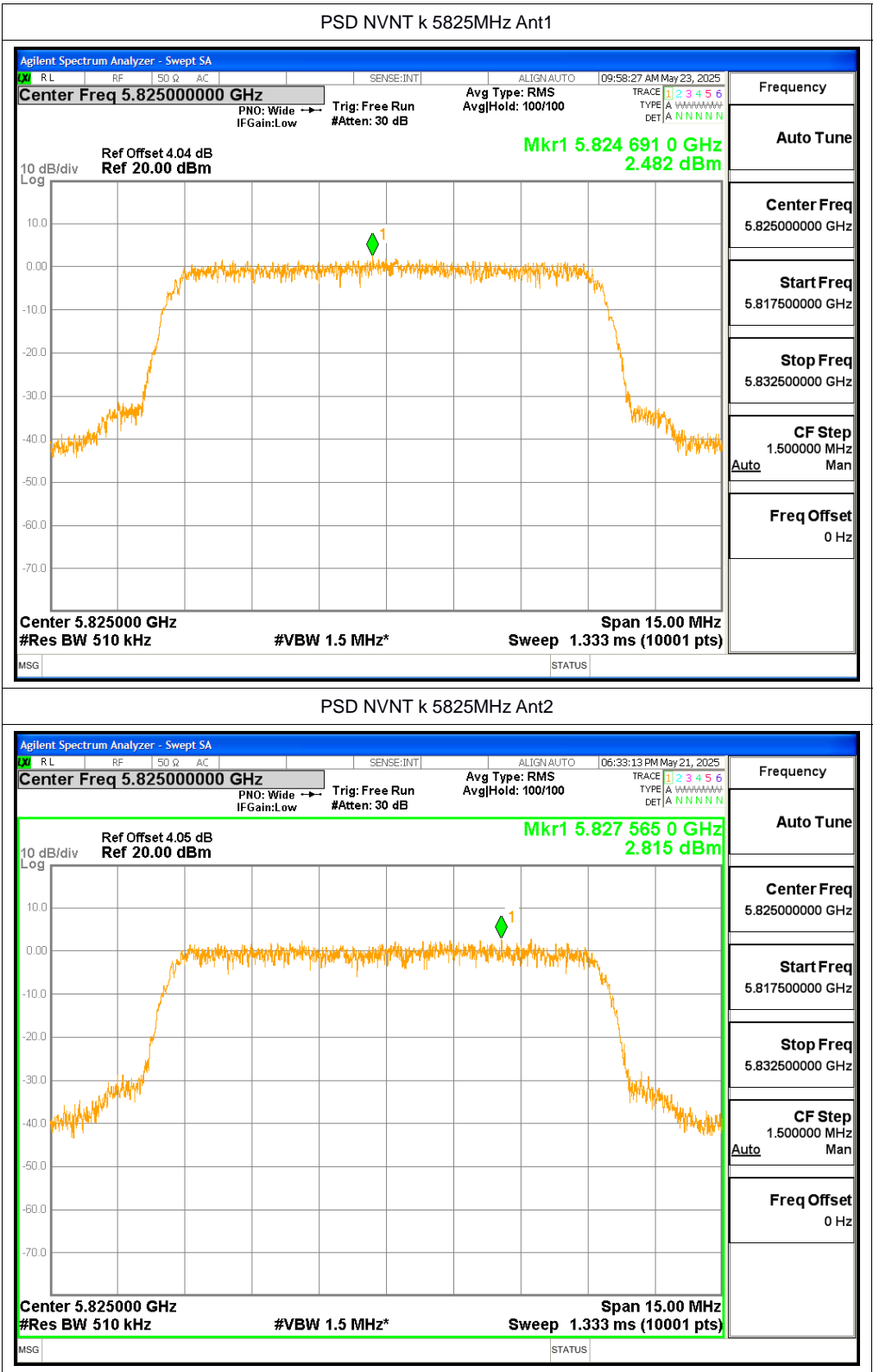
In the event of the improper use of the report. The SHENZHEN TIMEWAY TESTING LABORATORIES. reserves the rights to withdraw it and to adopt any other remedies which may be appropriate.



The report refers only to the sample tested and does not apply to the bulk.

This report is issued in confidence to the client and it will be strictly treated as such by the SHENZHEN TIMEWAY TESTING LABORATORIES. It may not be reproduced rather in its entirety or in part and it may not be used for adverting. The client to whom the report is issued may, however, show or send it . or a certified copy there of prepared by the SHENZHEN TIMEWAY TESTING LABORATORIES. to his customer. Supplier or others persons directly concerned. SHENZHEN TIMEWAY TESTING LABORATORIES. will not, without the consent of the client enter into any discussion of correspondence with any third party concerning the contents of the report.

In the event of the improper use of the report. The SHENZHEN TIMEWAY TESTING LABORATORIES. reserves the rights to withdraw it and to adopt any other remedies which may be appropriate.



The report refers only to the sample tested and does not apply to the bulk.

This report is issued in confidence to the client and it will be strictly treated as such by the SHENZHEN TIMEWAY TESTING LABORATORIES. It may not be reproduced rather in its entirety or in part and it may not be used for adverting. The client to whom the report is issued may, however, show or send it . or a certified copy there of prepared by the SHENZHEN TIMEWAY TESTING LABORATORIES. to his customer. Supplier or others persons directly concerned. SHENZHEN TIMEWAY TESTING LABORATORIES. will not, without the consent of the client enter into any discussion of correspondence with any third party concerning the contents of the report.

In the event of the improper use of the report. The SHENZHEN TIMEWAY TESTING LABORATORIES. reserves the rights to withdraw it and to adopt any other remedies which may be appropriate.

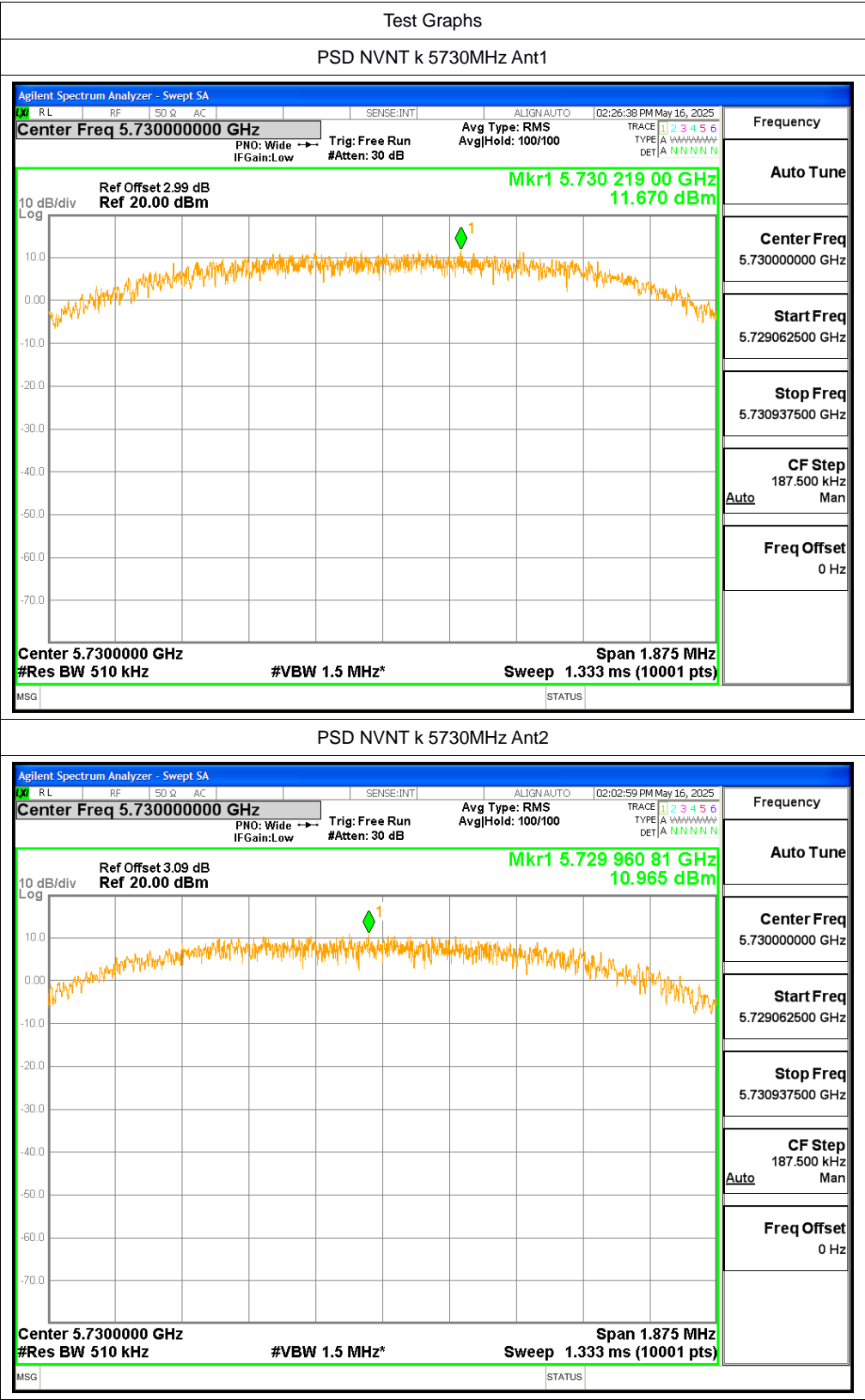


1.25M Bandwidth

Condition	Mode	Frequency (MHz)	Antenna	Conducted PSD (dBm)	Duty Factor (dB)	Total PSD (dBm)	Limit (dBm)	Verdict
NVNT	k	5730	Ant1	11.67	0	11.67	30	Pass
			Ant2	10.97	0	10.97	30	Pass
		5780	Ant1	11.4	0	11.4	30	Pass
			Ant2	10.86	0	10.86	30	Pass
		5825	Ant1	6.71	0	6.71	30	Pass
			Ant2	9.37	0	9.37	30	Pass

EUT	HD525 Agricultural Drone		Model	3WWDZ-U25A	
Mode	1.25M Bandwidth		Test Voltage	DC67.5V	
Temperature	24 deg. C,		Humidity	56% RH	
Frequency (MHz)	Ant 1 PSD	Ant 2 PSD	Total Max. Power PSD -MIMO (dBm/510kHz)	PSD Limit (dBm/500kHz)	Pass/ Fail
	dBm/510kHz	dBm/510kHz			
5730	11.67	10.97	14.34	30	Pass
5780	11.4	10.86	14.15	30	Pass
5825	6.71	9.37	11.25	30	Pass

The report refers only to the sample tested and does not apply to the bulk.
This report is issued in confidence to the client and it will be strictly treated as such by the SHENZHEN TIMEWAY TESTING LABORATORIES. It may not be reproduced rather in its entirety or in part and it may not be used for advertizing. The client to whom the report is issued may, however, show or send it . or a certified copy there of prepared by the SHENZHEN TIMEWAY TESTING LABORATORIES. to his customer. Supplier or others persons directly concerned. SHENZHEN TIMEWAY TESTING LABORATORIES. will not, without the consent of the client enter into any discussion of correspondence with any third party concerning the contents of the report.
In the event of the improper use of the report. The SHENZHEN TIMEWAY TESTING LABORATORIES. reserves the rights to withdraw it and to adopt any other remedies which may be appropriate.



The report refers only to the sample tested and does not apply to the bulk.

This report is issued in confidence to the client and it will be strictly treated as such by the SHENZHEN TIMEWAY TESTING LABORATORIES. It may not be reproduced rather in its entirety or in part and it may not be used for adverting. The client to whom the report is issued may, however, show or send it . or a certified copy there of prepared by the SHENZHEN TIMEWAY TESTING LABORATORIES. to his customer. Supplier or others persons directly concerned. SHENZHEN TIMEWAY TESTING LABORATORIES. will not, without the consent of the client enter into any discussion of correspondence with any third party concerning the contents of the report.

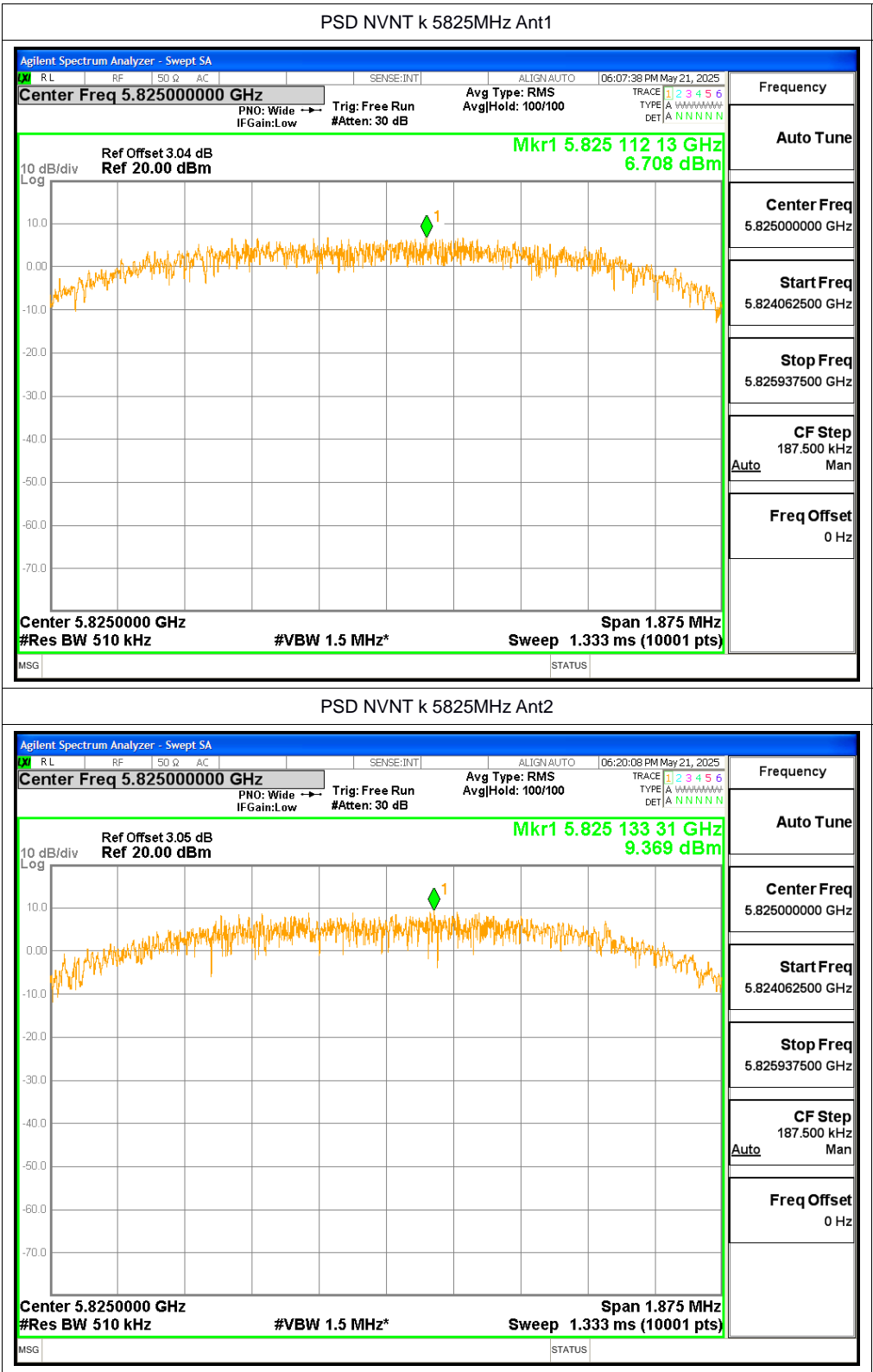
In the event of the improper use of the report. The SHENZHEN TIMEWAY TESTING LABORATORIES. reserves the rights to withdraw it and to adopt any other remedies which may be appropriate.



The report refers only to the sample tested and does not apply to the bulk.

This report is issued in confidence to the client and it will be strictly treated as such by the SHENZHEN TIMEWAY TESTING LABORATORIES. It may not be reproduced rather in its entirety or in part and it may not be used for advertising. The client to whom the report is issued may, however, show or send it . or a certified copy there of prepared by the SHENZHEN TIMEWAY TESTING LABORATORIES. to his customer. Supplier or others persons directly concerned. SHENZHEN TIMEWAY TESTING LABORATORIES. will not, without the consent of the client enter into any discussion of correspondence with any third party concerning the contents of the report.

In the event of the improper use of the report. The SHENZHEN TIMEWAY TESTING LABORATORIES. reserves the rights to withdraw it and to adopt any other remedies which may be appropriate.



The report refers only to the sample tested and does not apply to the bulk.

This report is issued in confidence to the client and it will be strictly treated as such by the SHENZHEN TIMEWAY TESTING LABORATORIES. It may not be reproduced rather in its entirety or in part and it may not be used for adverting. The client to whom the report is issued may, however, show or send it . or a certified copy there of prepared by the SHENZHEN TIMEWAY TESTING LABORATORIES. to his customer. Supplier or others persons directly concerned. SHENZHEN TIMEWAY TESTING LABORATORIES. will not, without the consent of the client enter into any discussion of correspondence with any third party concerning the contents of the report.

In the event of the improper use of the report. The SHENZHEN TIMEWAY TESTING LABORATORIES. reserves the rights to withdraw it and to adopt any other remedies which may be appropriate.



11.0 Frequency Stability

11.1 Limits of Frequency Stability Measurement

The frequency tolerance of the carrier signal shall be maintained within $\pm 0.02\%$ of the operating frequency over a temperature variation of -30 degrees to 50 degrees C at normal supply voltage, and for a variation in the primary supply voltage from 85% to 115% of the rated supply voltage at a temperature of 20 degrees

11.2 Test Procedure

1. The EUT was placed inside the environmental test chamber and powered by nominal DC voltage.
2. Turn the EUT on and couple its output to a spectrum analyzer.
3. Turn the EUT off and set the chamber to the highest temperature specified.
4. Allow sufficient time (approximately 30 min) for the temperature of the chamber to stabilize, turn the EUT on and measure the operating frequency after 2, 5, and 10 minutes.
5. Repeat step 2 and 3 with the temperature chamber set to the lowest temperature.
6. The test chamber was allowed to stabilize at $+20$ degree C for a minimum of 30 minutes. The supply voltage was then adjusted on the EUT from 85% to 115% and the frequency record.

The report refers only to the sample tested and does not apply to the bulk.

This report is issued in confidence to the client and it will be strictly treated as such by the SHENZHEN TIMEWAY TESTING LABORATORIES. It may not be reproduced rather in its entirety or in part and it may not be used for advertising. The client to whom the report is issued may, however, show or send it, or a certified copy thereof prepared by the SHENZHEN TIMEWAY TESTING LABORATORIES, to his customer. Supplier or others persons directly concerned. SHENZHEN TIMEWAY TESTING LABORATORIES, will not, without the consent of the client enter into any discussion of correspondence with any third party concerning the contents of the report.

In the event of the improper use of the report. The SHENZHEN TIMEWAY TESTING LABORATORIES, reserves the rights to withdraw it and to adopt any other remedies which may be appropriate.



11.3 Test Result
Middle Channel: 5785MHz

Voltage vs. Frequency Stability

Voltage	Measurement Frequency (MHz)
76.5V	5785.0366
65.0V	5785.0377
88.0V	5785.0363
Max. Deviation (MHz)	0.0377
Max. Deviation (ppm)	6.52

Rated Temperature: 20°C

Temperature vs. Frequency Stability

Temperature (°C)	Measurement Frequency (MHz)
-30	5785.0375
-20	5785.0357
-10	5785.0385
0	5785.0353
10	5785.0362
20	5785.0378
30	5785.0383
40	5785.0375
50	5785.0366
Max. Deviation (MHz)	0.0385
Max. Deviation (ppm)	6.66

Rated working voltage: 76.5V

The report refers only to the sample tested and does not apply to the bulk.
This report is issued in confidence to the client and it will be strictly treated as such by the SHENZHEN TIMEWAY TESTING LABORATORIES. It may not be reproduced rather in its entirety or in part and it may not be used for adverting. The client to whom the report is issued may, however, show or send it . or a certified copy there of prepared by the SHENZHEN TIMEWAY TESTING LABORATORIES. to his customer. Supplier or others persons directly concerned. SHENZHEN TIMEWAY TESTING LABORATORIES. will not, without the consent of the client enter into any discussion of correspondence with any third party concerning the contents of the report.
In the event of the improper use of the report. The SHENZHEN TIMEWAY TESTING LABORATORIES. reserves the rights to withdraw it and to adopt any other remedies which may be appropriate.



12.0 Antenna Requirement

12.1 Standard Applicable

For intentional device, according to FCC 47 CFR Section 15.203, an intentional radiator shall be designed to ensure that no antenna other than that furnished by the responsible party shall be used with the device.

And according to FCC 47 CFR Section 15.247 (b), if transmitter antennas of directional gain greater than 6 dBi are used, the power shall be reduced by the amount in dB that the directional gain of the antenna exceeds 6 dBi.

12.2 Antenna Connected construction

Two Rod antennas used. The gain of the antennas is 2.90dBi maximum for each one. (Get from the antenna specification provided the applicant)

The report refers only to the sample tested and does not apply to the bulk.

This report is issued in confidence to the client and it will be strictly treated as such by the SHENZHEN TIMEWAY TESTING LABORATORIES. It may not be reproduced rather in its entirety or in part and it may not be used for advertising. The client to whom the report is issued may, however, show or send it, or a certified copy thereof prepared by the SHENZHEN TIMEWAY TESTING LABORATORIES, to his customer. Supplier or others persons directly concerned. SHENZHEN TIMEWAY TESTING LABORATORIES, will not, without the consent of the client enter into any discussion of correspondence with any third party concerning the contents of the report.

In the event of the improper use of the report. The SHENZHEN TIMEWAY TESTING LABORATORIES, reserves the rights to withdraw it and to adopt any other remedies which may be appropriate.



13.0 FCC ID Label

FCC ID: 2BBNT-3WWDZ-U25A

This device complies with Part 15 of the FCC Rules. Operation is subject to the following two conditions: (1) this device may not cause harmful interference, and (2) this device must accept any interference received, including interference that may cause undesired operation

The label must not be a stick-on paper label. The label on these products must be permanently affixed to the product and readily visible at the time of purchase and must last the expected lifetime of the equipment not be readily detachable.

Mark Location:



The report refers only to the sample tested and does not apply to the bulk.

This report is issued in confidence to the client and it will be strictly treated as such by the SHENZHEN TIMEWAY TESTING LABORATORIES. It may not be reproduced rather in its entirety or in part and it may not be used for advertising. The client to whom the report is issued may, however, show or send it, or a certified copy thereof prepared by the SHENZHEN TIMEWAY TESTING LABORATORIES, to his customer. Supplier or others persons directly concerned. SHENZHEN TIMEWAY TESTING LABORATORIES, will not, without the consent of the client enter into any discussion of correspondence with any third party concerning the contents of the report.

In the event of the improper use of the report. The SHENZHEN TIMEWAY TESTING LABORATORIES, reserves the rights to withdraw it and to adopt any other remedies which may be appropriate.



14.0 Photo of testing

Conducted Emission Test Setup:

N/A

Radiated Emission Test Setup:



The report refers only to the sample tested and does not apply to the bulk.

This report is issued in confidence to the client and it will be strictly treated as such by the SHENZHEN TIMEWAY TESTING LABORATORIES. It may not be reproduced rather in its entirety or in part and it may not be used for advertising. The client to whom the report is issued may, however, show or send it, or a certified copy thereof prepared by the SHENZHEN TIMEWAY TESTING LABORATORIES, to his customer. Supplier or others persons directly concerned. SHENZHEN TIMEWAY TESTING LABORATORIES, will not, without the consent of the client enter into any discussion of correspondence with any third party concerning the contents of the report.

In the event of the improper use of the report. The SHENZHEN TIMEWAY TESTING LABORATORIES, reserves the rights to withdraw it and to adopt any other remedies which may be appropriate.



Photos of EUT

Please see test report TWN2505548-02E

--End of the report--

The report refers only to the sample tested and does not apply to the bulk.

This report is issued in confidence to the client and it will be strictly treated as such by the SHENZHEN TIMEWAY TESTING LABORATORIES. It may not be reproduced rather in its entirety or in part and it may not be used for advertising. The client to whom the report is issued may, however, show or send it, or a certified copy thereof prepared by the SHENZHEN TIMEWAY TESTING LABORATORIES, to his customer. Supplier or others persons directly concerned. SHENZHEN TIMEWAY TESTING LABORATORIES, will not, without the consent of the client enter into any discussion of correspondence with any third party concerning the contents of the report.

In the event of the improper use of the report. The SHENZHEN TIMEWAY TESTING LABORATORIES, reserves the rights to withdraw it and to adopt any other remedies which may be appropriate.