

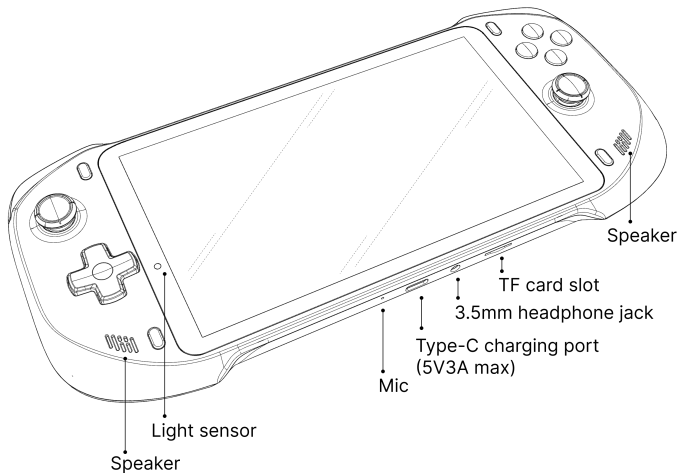


abxylute

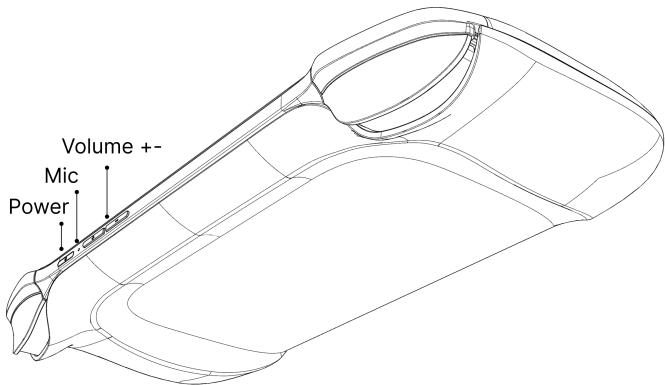
Handheld Game Console

User Manual

Front view



Back view



Joystick calibration



Press and hold the following three keys simultaneously for one second while the screen is on and unlocked.

- R1 button
- Start button
- Home button

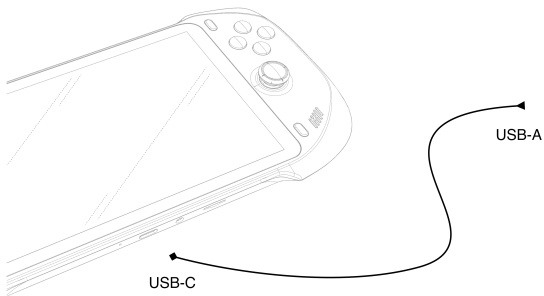
Additional information about the console button tips



<https://abxylute.com/pages/button-tips>

Charge your abxylute

Please use the original charging cable



*Using a charging head with a power greater than 20W is NOT recommended as it may not be able to charge.

Getting started



Cloud Gaming



Remote Play

<https://abxylute.com/pages/cloud-gaming-gate>

<https://abxylute.com/pages/remote-play-gate>

Warranty policy

Products purchased from authorized abxylute retailers are entitled to a limited warranty. Excluded from warranty coverage are items with limited lifespans and subject to normal wear and tear, such as batteries, joysticks, and buttons. For more detailed information on the scope and duration of this limited warranty, please visit [**https://abxylute.com/pages/warranty-policy**](https://abxylute.com/pages/warranty-policy)

If you encounter any issues, please contact [**support@abxylute.com**](mailto:support@abxylute.com) and we will do our best to assist you as soon as possible.

Join our community for more fun

- Exclusive news/updates
- Tutorial and tips on abxylute
- Connect with other users and our team
- Discount, community game contest and more!



<https://abxylute.com/pages/social-media>



abxylute

FCC Caution:

Any Changes or modifications not expressly approved by the party responsible for compliance could void the user's authority to operate the equipment. This device complies with part 15 of the FCC Rules. Operation is subject to the following two conditions: (1) This device may not cause harmful interference, and (2) this device must accept any interference received, including interference that may cause undesired operation.

Note: This equipment has been tested and found to comply with the limits for a Class B digital device, pursuant to part 15 of the FCC Rules. These limits are designed to provide reasonable protection against harmful interference in a residential installation. This equipment generates, uses and can radiate radio frequency energy and, if not installed and used in accordance with the instructions, may cause harmful interference to radio

communications. However, there is no guarantee that interference will not occur in a particular installation. If this equipment does cause harmful interference to radio or television reception, which can be determined by turning the equipment off and on, the user is encouraged to try to correct the interference by one or more of the following measures:

- Reorient or relocate the receiving antenna.
- Increase the separation between the equipment and receiver.
- Connect the equipment into an outlet on a circuit different from that to which the receiver is connected.
- Consult the dealer or an experienced radio/TV technician for help.

FCC Radiation Exposure Statement:

This equipment complies with FCC radiation exposure limits set forth for an uncontrolled environment. The SAR was tested for the device in the body worn mode. And it can meet the SAR limit of FCC.