

# Antenna Test Report

**Report No.** : SSP24070155-2A

**Manufacturer** : Huizhou CCA Industrial Co., LTD

**Product Name** : 2.4GHz Antenna

**Model Name** : HP-2396A

**Test Standard** : IEEE 149-1979

**Tested Date** : 2024-07-08

**Issued Date** : 2024-07-09

**Tested By** : William Liu William Liu(Engineer)

**Approved By** : Lahm Peng Lahm Peng (Manager)



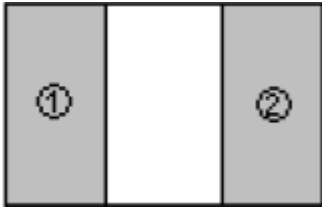
**Shenzhen CCUT Quality Technology Co., Ltd.**

1F, Building 35, Changxing Technology Industrial Park, Yutang Street, Guangming District, Shenzhen,  
Guangdong, China; (Tel.:+86-755-23406590 website: [www.ccuttest.com](http://www.ccuttest.com))

This test report is limited to the above client company and the product model only. It may not be duplicated  
without prior permitted by Shenzhen CCUT Quality Technology Co., Ltd.

# 1. General Information

## 1.1 Product Information

Manufacturer:	Huizhou CCA Industrial Co., LTD
Address of Manufacturer:	1st-4th Floor, Building A, No.122, Hongchuan Avenue North, Tongqiao, Zhongkai state, Huizhou city China
Product Name:	2.4GHz Antenna
Model Name:	HP-2396A
Frequency Range:	2400MHz - 2483.5MHz
Type of Antenna:	SMD Antenna
Antenna Gain:	2.01dBi (Max.)
Impedance:	50 ohm
Antenna View:	<div>Length * Width (2mm * 1mm) </div>

## 1.2 Test Standard

All measurements contained in this report were conducted with standards IEEE 149-1979 for IEEE Standard Test Procedures for Antennas.

## 1.3 Test Facilities

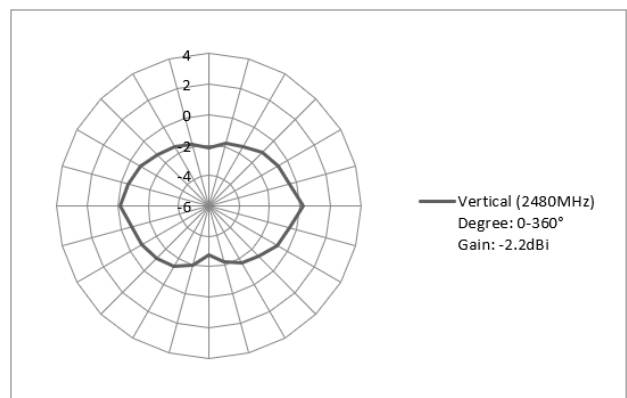
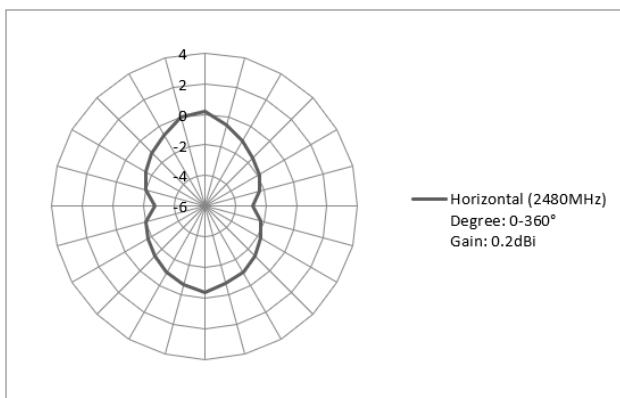
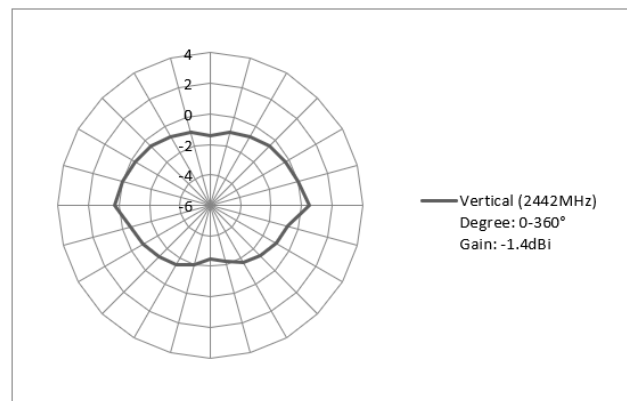
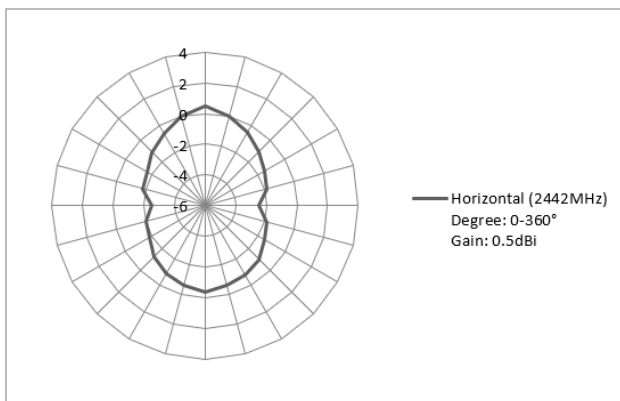
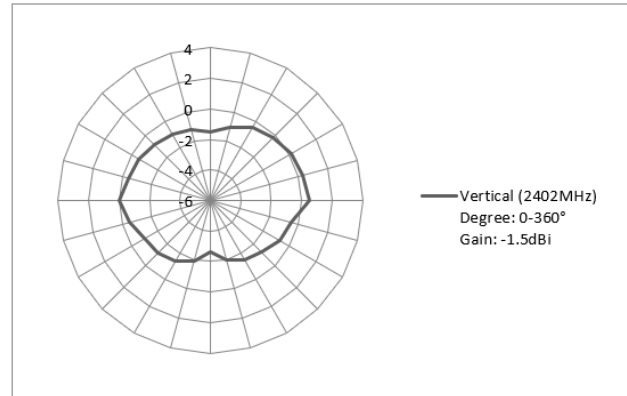
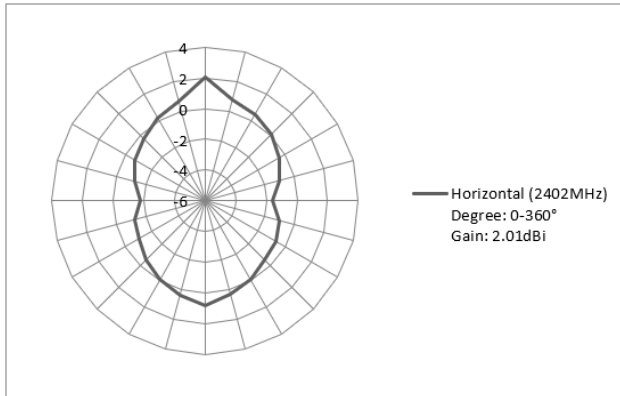
Laboratory Name:	<b>Shenzhen CCUT Quality Technology Co., Ltd.</b> 1F, Building 35, Changxing Technology Industrial Park, Yutang Street, Guangming District, Shenzhen, Guangdong, China
All measurement facilities used to collect the measurement data are located at 1F, Building 35, Changxing Technology Industrial Park, Yutang Street, Guangming District, Shenzhen, Guangdong, China.	

## 2. OTA Test

### 2.1 Gain

Frequency	Peak Gain (dBi)	Polarity
2402MHz	2.01	Horizontal
2402MHz	-1.5	Vertical
2442MHz	0.5	Horizontal
2442MHz	-1.4	Vertical
2480MHz	0.2	Horizontal
2480MHz	-2.2	Vertical

## 2.2 Radiation Pattern View



\*\*\*\*\* END OF REPORT \*\*\*\*\*