




USER MANUAL

EYE MASSAGER



Product Features



Automatic Timing



One Key Operation



Temperature-sensitive
heat pack



Air Pressure Massage



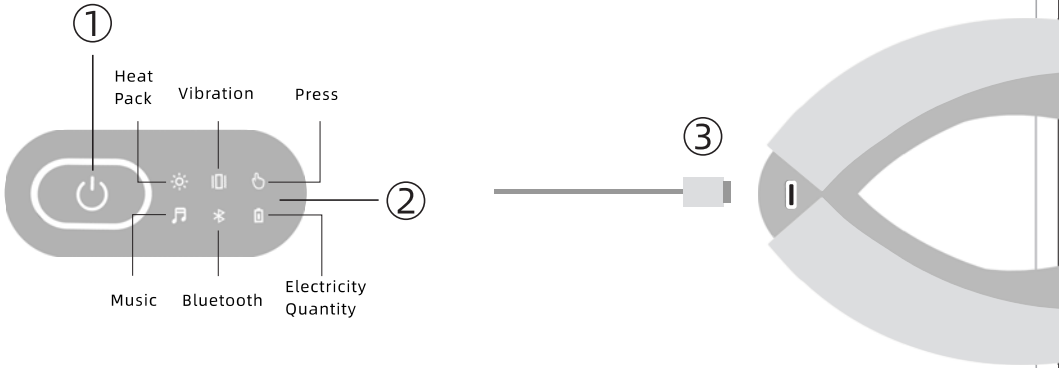
Vibration Relaxation



Intelligent Bluetooth

Product Diagram

- 1. On/Off Button/Volume Off Button/Mode Switch Button
- 2. Operating Status Indicator
- 3. Charging Interface




Product Configuration

The Host, Charging Line, Instruction, Certificate, Warranty Card




Function Introduction

1. long press

- Please long press  this key for 2 seconds to turn on/off the machine. The local music is turned on by default when the machine is turned on, and the local Bluetooth is turned on.
- The Bluetooth name of this product is: "Eye Massager".
- For the first use, you need to open the Bluetooth of your phone, search for "Eye Massager" and click to pair the device for the first time.
- For each subsequent use, the Bluetooth device successfully matched with this product will automatically connect when the mobile phone Bluetooth is turned on and no other devices are connected. After the Bluetooth connection, the voice prompts "Bluetooth has been connected".


2.short press

- Please short press  this key to switch modes. The default mode is "Automatic Mode".
- When pressing the key briefly, it can switch to the next mode automatically (with corresponding voice prompts).

There are 5 massage modes:

Mode 1: Automatic Mode	Airbag+Heating (strong)+Vibration (variable frequency)+15-minute Music Cycle
Mode 2: Sleep Mode	Heating (strong)+15-minute Default Mute
Mode 3: Clear Mode	Airbag+Heating (middle)+15-minute Music Cycle
Mode 4: Validity Mode	Airbag (strong)+Heating (strong)+Vibration (constant frequency)+15-minute Music Cycle
Mode 5: Eye Production Mode for Colored Contacts	Airbag+Heating (strong)+10-minute Music Cycle

3.Double click

Double click  this key to turn off the music and mute it directly.

E Y E M A S S A G E R

Preparation before Use

- Please confirm whether this product is powered. If the power is too low, the machine function will be turned off, or if the machine cannot be turned on, please charge it before use. After fully charged.
- please be sure to unplug the power adapter to avoid long-term charging and reduce product life.
- Please remove your glasses, contact lenses, hair clips, hair accessories, etc. to avoid discomfort during massaging.
- Do not operate this product when your hands are wet.

Charging

- After folding this product, there is a hidden USB hole at the bottom of the middle part of the folding. Please insert the interface of charging line into the charging hole of this product (5V 1A adapter is required).
- When you are using this product and the voice is prompting the low battery status. Please suspend the use and use it after charging.
- After the charger is powered on, the charging indicator light flashes red. The red light is off after the battery is fully charged.

Precautions

To ensure that you can use this product correctly and safely, please read the Use Instruction carefully before use. The company will not be responsible for the consequences caused by incorrect use or use of this product without following the relevant instructions.

E Y E M A S S A G E R

Precautions

1. Please do not use this product while driving.
2. When using, please remove head ornaments or items that may affect massage, including but not limited to glasses,contact lenses, hair clips, etc.
3. Do not use the eye massager in the place with excessive high temperature and humidity.
4. Do not put the lithium battery in the high temperature environment. Please keep this product away from water, fire and corrosive environment.
5. Do not use it when you have had eye surgeries including glaucoma, cataract, retinal detachment, red eye disease, high intraocular pressure and other eye diseases.
6. For sensitive skin, facial allergic dermatitis and plastic materials placed on the face, please use this product under the guidance of a doctor.
7. Children under 6 years old, pregnant women and women during menstruation should not use this product.
8. In case of any discomfort during use, please stop using immediately.
9. Please do not use this product after making up your face, which will damage your makeup, and the cosmetics will also stain the leather. If the leather is stained, please use a clean towel dipped with an appropriate amount of water to dry and wipe it.
10. Do not use sharp objects to scratch or stab this product.
11. After using, the eyes will be fuzzy at first, and will be clear gradually when the eyes are closed for 1-3 minutes.
12. This product is a household electronic health care product, which is not used as a medical device and is not applicable to diagnosis and treatment.
13. This product has the heating function, so people who are not sensitive to heat must pay attention when using it.
14. If this product is abnormal during using, please cut off the power immediately and stop using. It is prohibited to disassemble and repair this product by yourself. Please contact the manufacturer immediately.

Troubleshooting

Status	Possible Causes	Solutions
Be unable to be turned on	Low battery/Be charging	Charge in time/after charging
Automatic shutdown after startup	Low battery	Charge in time
Charging without display/unable to charge	The charging line is not well connectedwith the host and power adapter	Reconnect after unplugging
Massage intensity becomes weak	Low battery	Charge in time

Daily Maintenance

Storage: If this product has not been used for a long time, please cover it to avoid dust, and store it in a well ventilated and dry place, and please avoid exposure to sunlight, corrosion and damp environment.

Power Supply Check: Please check the power supply first. If the power supply voltage exceeds the specified range of the machine, please do not turn on the machine for use.

Cleanness: This product shall be cleaned under the shutdown state. You can use a clean towel dipped with a proper amount of water to wipe. During the cleaning process, water or other liquids should be prevented from entering the body to avoid short circuit during use. The non detachable products are rinsed in water.

Recycling Description of Product Parts and Components

The name and content information of harmful substances in this product are shown in the following table.

Name of Parts and Components	Harmful Substances					
	Pb	Hg	Cd	Cr6+	PBB	PBDE
Metal Parts	×	○	○	○	○	○
PCB Board	×	○	○	○	○	○
Plastic Parts	○	○	○	○	○	○
Wire Material	○	○	○	○	○	○
TPU Airbag	○	○	○	○	○	○
Motor	○	○	○	○	○	○

○ : It means that the content of the harmful substance in all homogeneous materials of the component is below the limit specified in GB/T26572.

× : It means that the content of the harmful substance in at least one homogeneous material of the component exceeds the limit specified in GB/T26572. (There is no substitute process or material in the industry at present)

Discard Precaution

Please follow up the rules of recycling of the rechargeable battery (lithium ion battery).

Attentions:

- The battery used in this product is a special rechargeable battery, which cannot be used in other products. Please do not
 - charge the rechargeable battery that has been taken out.
 - Please do not put this product into the fire to make it overheated so as to cause any danger.
 - Please do not use nails to pierce, impact by gravity or disassemble this product.
 - Please do not directly connect the positive and negative electrodes of the battery with metal parts.
 - Please do not store this product together with metal items such as necklaces and hairpins.
 - Please do not charge, use or place this product near the stove or under the sunlight.
- The above situations would cause problems such as heating, fire, cracking, and so on.

Warning:

- Please keep the removed rechargeable battery out of the reach of infants to prevent it from being swallowed by mistake.
- If swallowed by mistake, please ask a doctor for help immediately.
- When the battery liquid leaks, please do not touch the liquid with bare hands, and handle it according to the following methods.
- When the battery liquid enters the eyes, it may cause blindness. So, please do not rub the eyes directly with your hands, wash them immediately with water and seek medical advice.

- When the battery liquid gets on your body or clothes, it may cause skin inflammation or injury. So, please wash it with clean water. If you still feel unwell, you need to ask a doctor for help immediately.
- Only this product can be disassembled when it is discarded. If it is not disassembled, it may lead to fire, electric shock, injury and other accidents. If it needs to be repaired (except for battery replacement), please consult the manufacturer who originally purchased this product.

Battery Removal Steps:

- Make sure that the battery is powered off, and pry the left and right shells with professional tools;
- Unscrew the fastening screws of the internal bracket with a screwdriver;
- Unscrew the screws at the circuit board;
- Cut the battery lead with scissors;
- Remove the battery.



Non-professionals should not disassemble this product by yourselves

Product Parameters

- Product Name: Eye Massager
 - Rated Power: 5W
 - Used Code: GB 4706.1-2005
- Rated Voltage: 5V
 - Battery Capacity: 1100mAh

E Y E M A S S A G E R

This device complies with part 15 of the FCC Rules. Operation is subject to the following two conditions: (1) this device may not cause harmful interference, and (2) this device must accept any interference received, including interference that may cause undesired operation.

Any changes or modifications not expressly approved by the party responsible for compliance could void the user's authority to operate the equipment.

NOTE: This equipment has been tested and found to comply with the limits for a Class B digital device, pursuant to Part 15 of the FCC Rules. These limits are designed to provide reasonable protection against harmful interference in a residential installation. This equipment generates, uses and can radiate radio frequency energy and, if not installed and used in accordance with the instructions, may cause harmful interference to radio communications. However, there is no guarantee that interference will not occur in a particular installation. If this equipment does cause harmful interference to radio or television

E Y E M A S S A G E R

reception, which can be determined by turning the equipment off and on, the user is encouraged to try to correct the interference by one or more of the following measures:

- Reorient or relocate the receiving antenna.
 - Increase the separation between the equipment and receiver.
 - Connect the equipment into an outlet on a circuit different from that to which the receiver is connected.
 - Consult the dealer or an experienced radio/TV technician for help.
- The device has been evaluated to meet general RF exposure requirement. The device can be used in portable exposure condition without restriction