Project No.	SHT2504045701W		
Test sample No.	YPHT25040457001	Model No.	R1000
Start date.	2025/5/6	Start date.	2025/5/7
Temperature	25.9℃	Humidity	52%
Test Engineer	Xiangyu Wei	Auditor	Xiaodong Zhao

Appendix clause	Test Item	Test date (M/D)	Test Result (PASS/FAIL)
A	Maximum Transmitter Power	5/6	PASS
B	Occupied Bandwidth	5/7	PASS
C	Emission Mask	5/7	PASS
D	Modulation Limit	5/7	PASS
E	Audio Frequency Response	5/7	PASS
F	Frequency Stability Test & Temperature	5/7	PASS
G	Frequency Stability Test & Voltage	5/7	PASS
H	Transmitter Frequency Behavior	5/7	PASS
I	Spurious Emission On Antenna Port	5/7	PASS

Appendix A:Maximum Transmitter Power

Operation Mode	Modulation Type	Test Channel	Measured Power(dBm)	Measured Power(W)	Rated Power(W)	Percentage(%)	Limit (%)	Result
TX-DNH	4FSK	CH_L	46.89	48.87	50.00	-2.26	±20	PASS
TX-DNH	4FSK	CH_M	46.75	47.32	50.00	-5.36	±20	PASS
TX-DNH	4FSK	CH_H	46.74	47.21	50.00	-5.58	±20	PASS
TX-DNL	4FSK	CH_L	44.69	29.44	25.00	17.76	±20	PASS
TX-DNL	4FSK	CH_M	44.60	28.84	25.00	15.36	±20	PASS
TX-DNL	4FSK	CH_H	44.60	28.84	25.00	15.36	±20	PASS
TX-ANH	FM	CH_L	46.52	44.87	50.00	-10.26	±20	PASS
TX-ANH	FM	CH_M	46.51	44.77	50.00	-10.46	±20	PASS
TX-ANH	FM	CH_H	46.55	45.19	50.00	-9.62	±20	PASS
TX-ANL	FM	CH_L	44.35	27.23	25.00	8.92	±20	PASS
TX-ANL	FM	CH_M	44.35	27.23	25.00	8.92	±20	PASS
TX-ANL	FM	CH_H	44.39	27.48	25.00	9.92	±20	PASS

Appendix B:Occupied Bandwidth

Operation Mode	Modulation Type	Test Channel	Occupied Bandwidth		99% Limit(kHz)	Result
			99%(kHz)	26dB(kHz)		
TX-DNH	4FSK	CH_L	7.47	9.17	≤11.25	PASS
TX-DNH	4FSK	CH_M	7.53	9.38	≤11.25	PASS
TX-DNH	4FSK	CH_H	7.54	9.39	≤11.25	PASS
TX-DNL	4FSK	CH_L	7.48	9.37	≤11.25	PASS
TX-DNL	4FSK	CH_M	7.53	9.37	≤11.25	PASS
TX-DNL	4FSK	CH_H	7.52	9.37	≤11.25	PASS
TX-ANH	FM	CH_L	9.96	10.16	≤11.25	PASS
TX-ANH	FM	CH_M	9.95	10.15	≤11.25	PASS
TX-ANH	FM	CH_H	9.97	10.16	≤11.25	PASS
TX-ANL	FM	CH_L	9.60	10.15	≤11.25	PASS
TX-ANL	FM	CH_M	9.97	10.16	≤11.25	PASS
TX-ANL	FM	CH_H	9.97	10.17	≤11.25	PASS

Appendix B:Occupied Bandwidth

Operation Mode	Modulation Type	Test Channel	TEST PLOT RESULT
TX-DNH	4FSK	CH_L	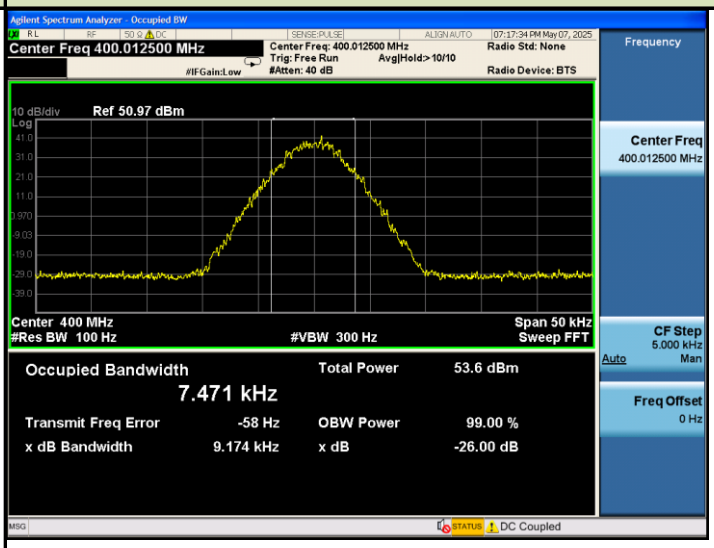
TX-DNH	4FSK	CH_M	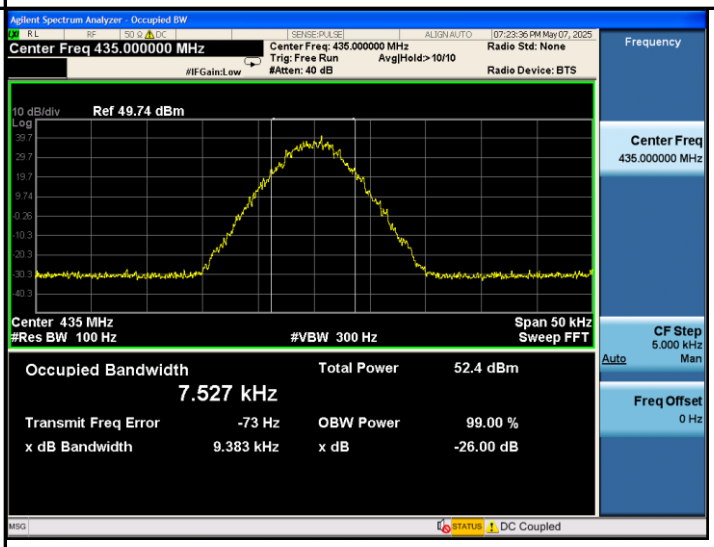
TX-DNH	4FSK	CH_H	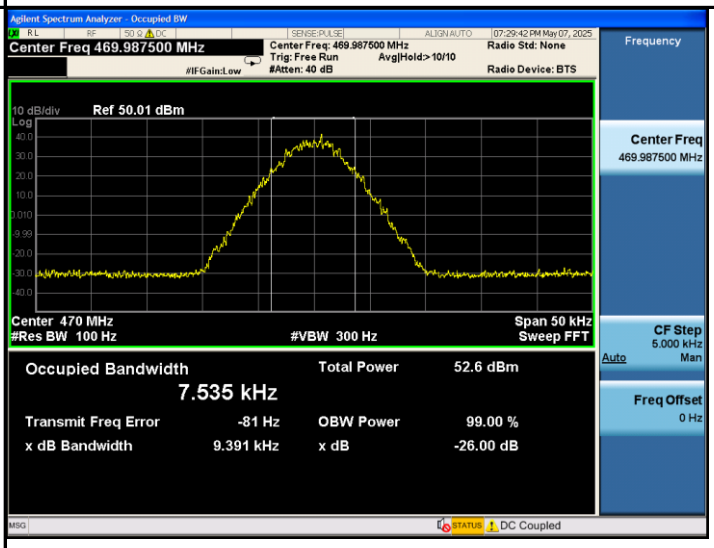

Appendix B:Occupied Bandwidth

Operation Mode	Modulation Type	Test Channel	TEST PLOT RESULT
TX-DNL	4FSK	CH_L	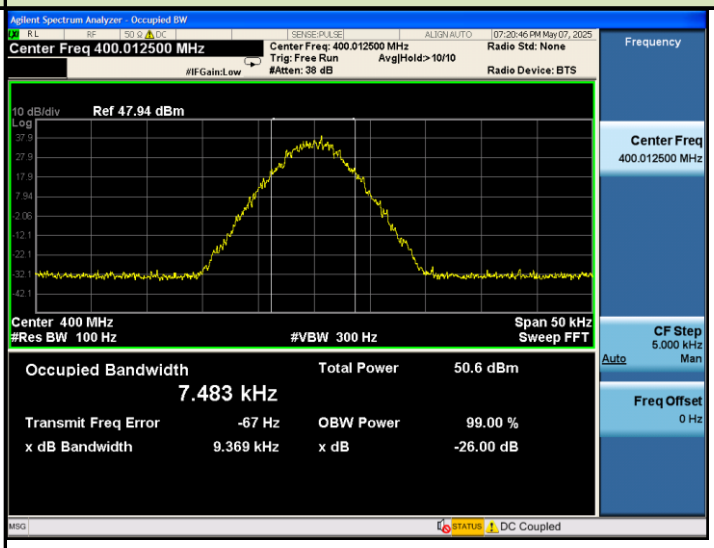
TX-DNL	4FSK	CH_M	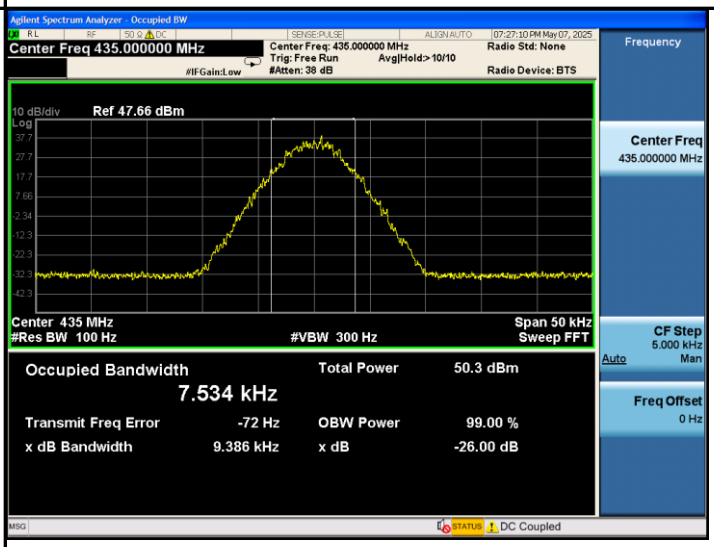
TX-DNL	4FSK	CH_H	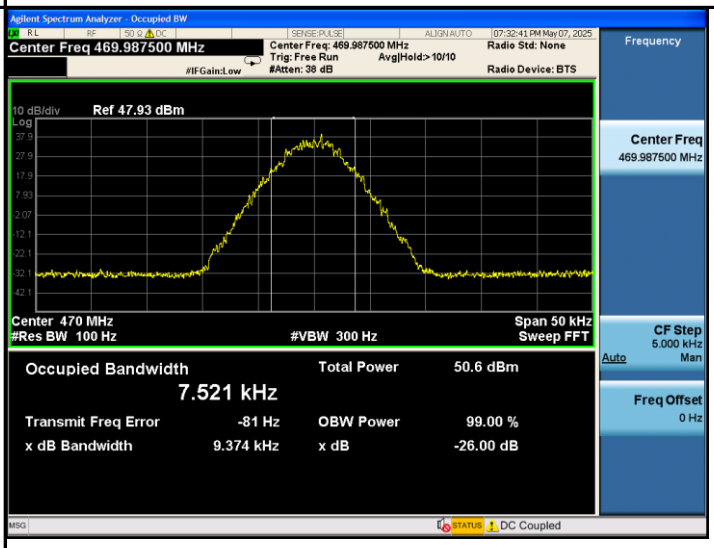

Appendix B:Occupied Bandwidth

Operation Mode	Modulation Type	Test Channel	TEST PLOT RESULT
TX-ANH	FM	CH_L	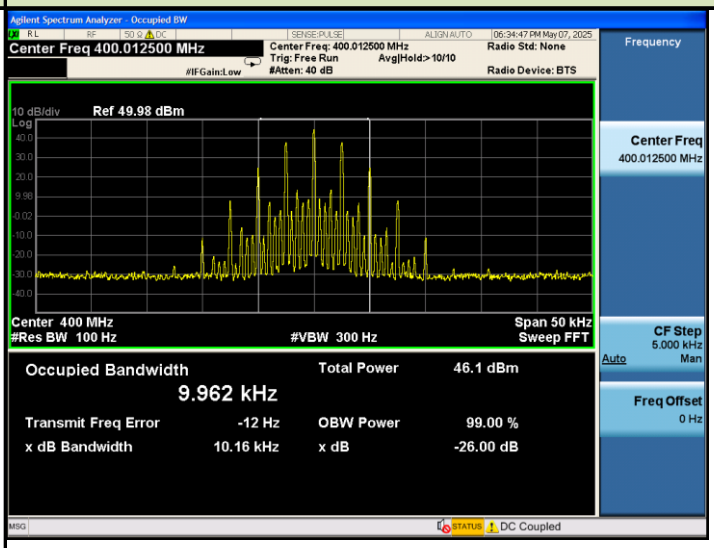
TX-ANH	FM	CH_M	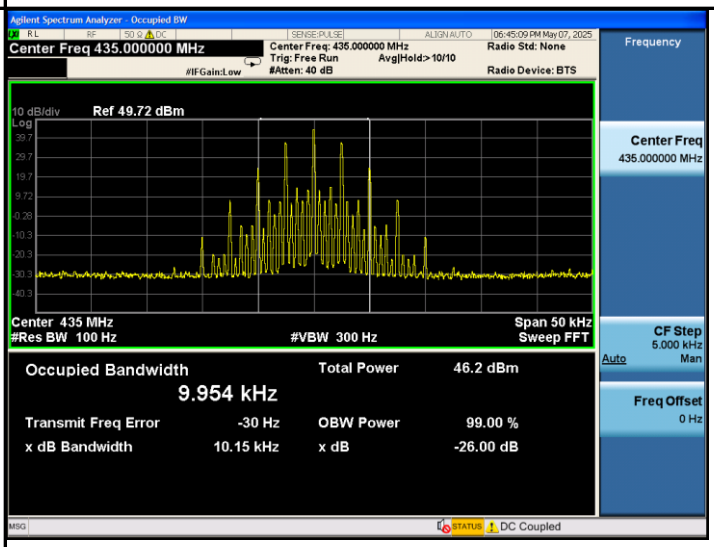
TX-ANH	FM	CH_H	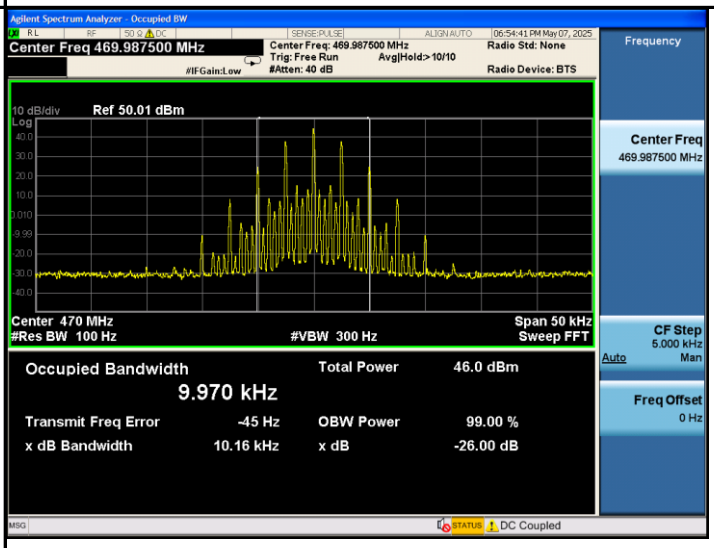

Appendix B:Occupied Bandwidth

Operation Mode	Modulation Type	Test Channel	TEST PLOT RESULT
TX-ANL	FM	CH_L	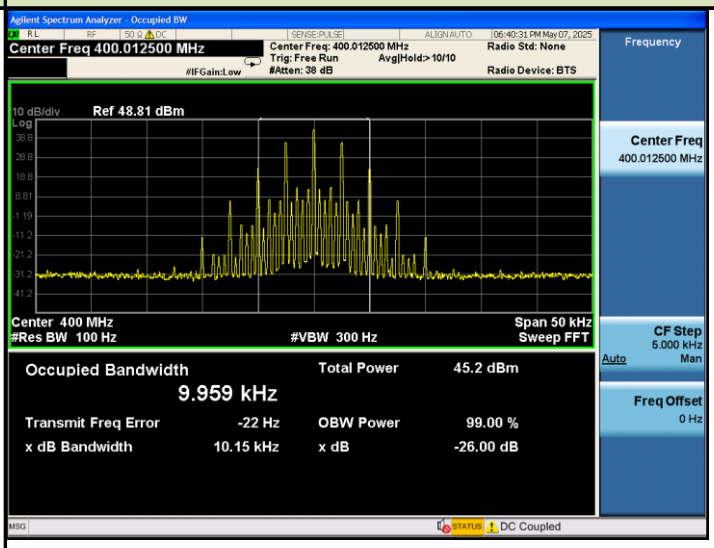
TX-ANL	FM	CH_M	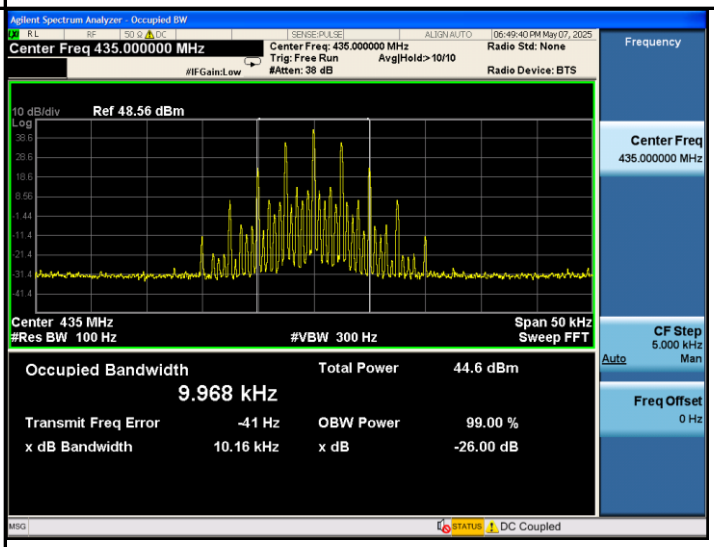
TX-ANL	FM	CH_H	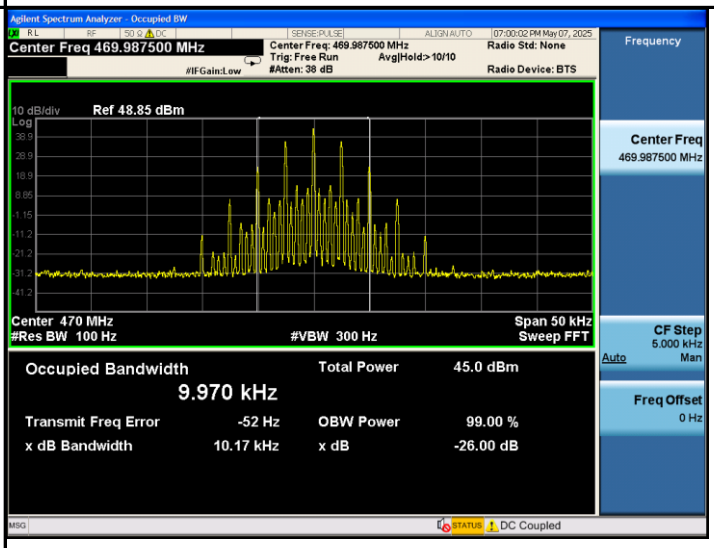

Appendix C:Emission Mask

Operation Mode	Modulation Type	Test Channel	TEST PLOT RESULT
TX-DNH	4FSK	CH_L	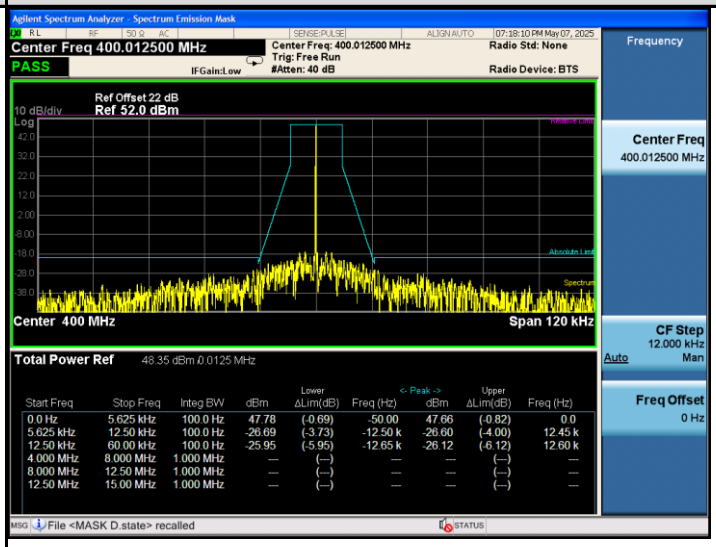
TX-DNH	4FSK	CH_L	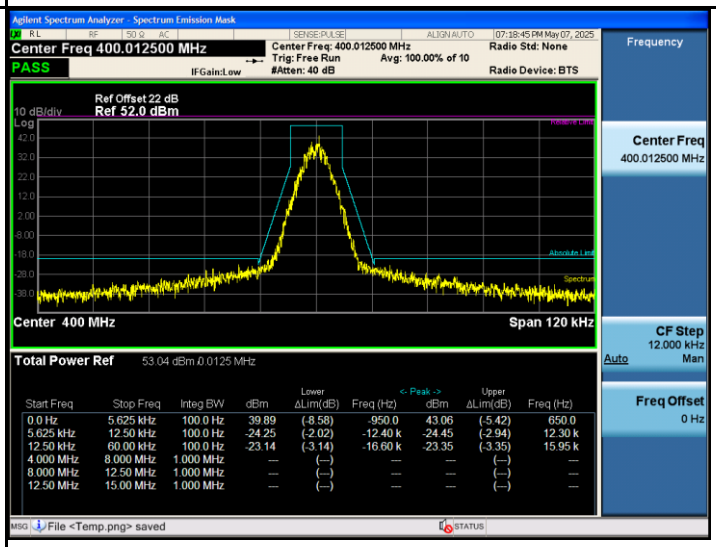
TX-DNH	4FSK	CH_M	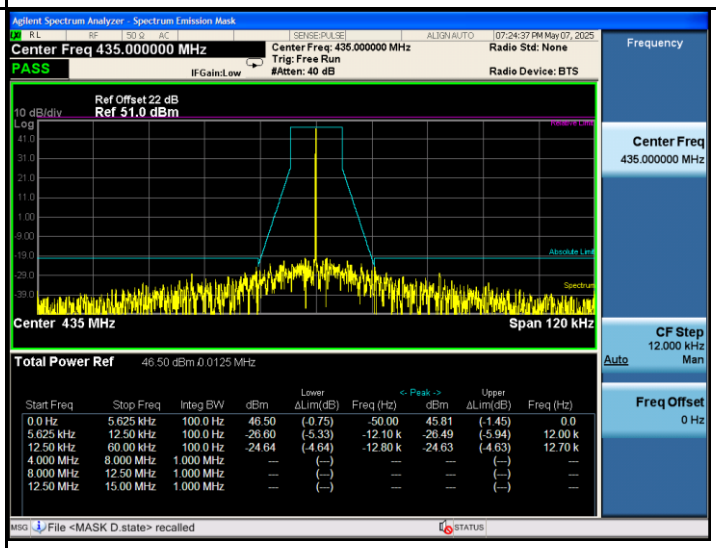

Appendix C:Emission Mask

Operation Mode	Modulation Type	Test Channel	TEST PLOT RESULT
TX-DNH	4FSK	CH_M	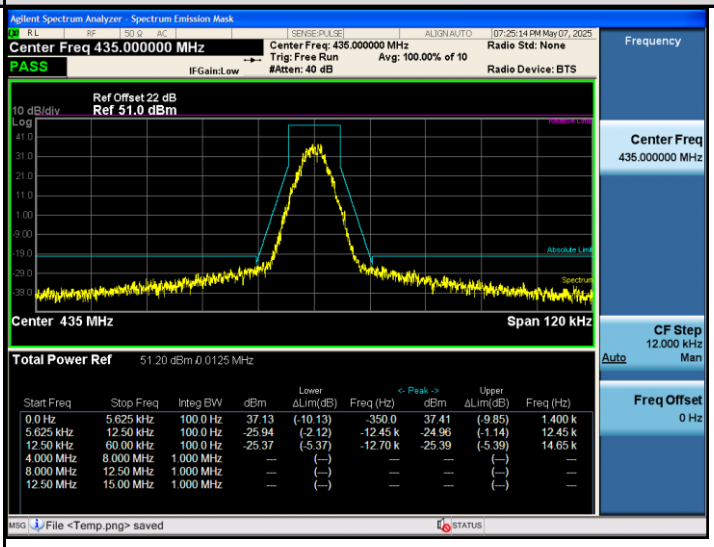
TX-DNH	4FSK	CH_H	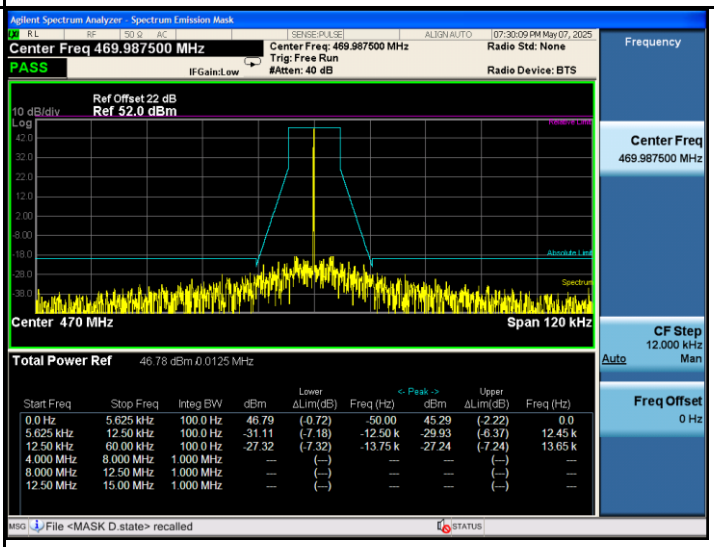
TX-DNH	4FSK	CH_H	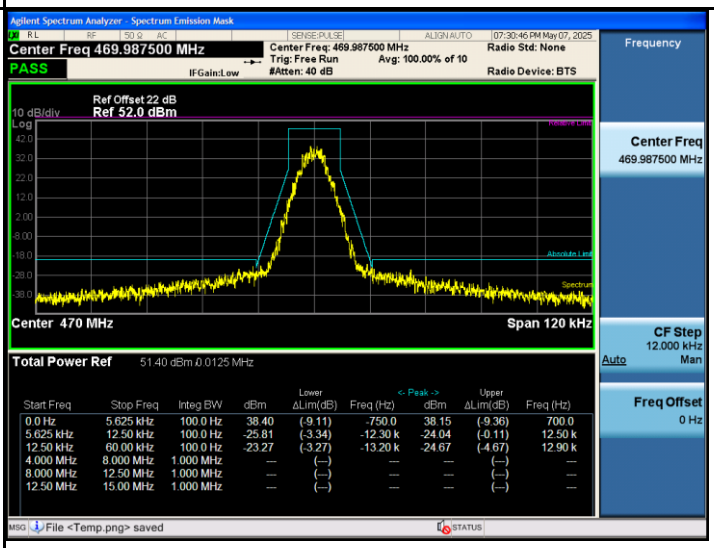

Appendix C:Emission Mask

Operation Mode	Modulation Type	Test Channel	TEST PLOT RESULT
TX-DNL	4FSK	CH_L	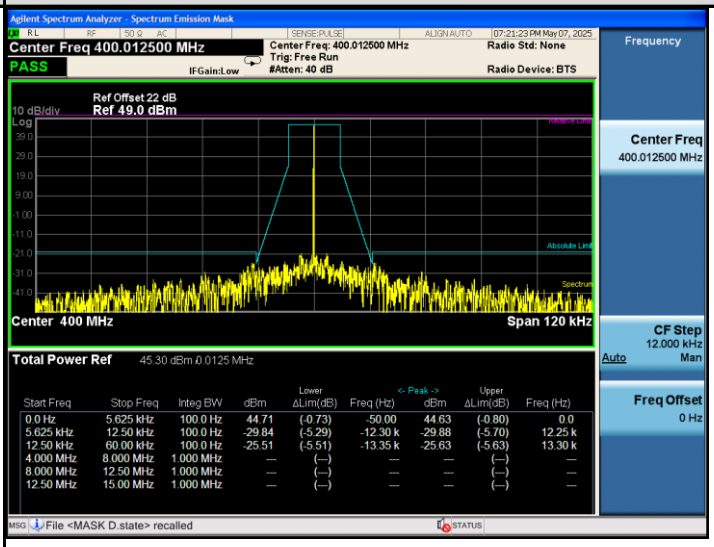
TX-DNL	4FSK	CH_L	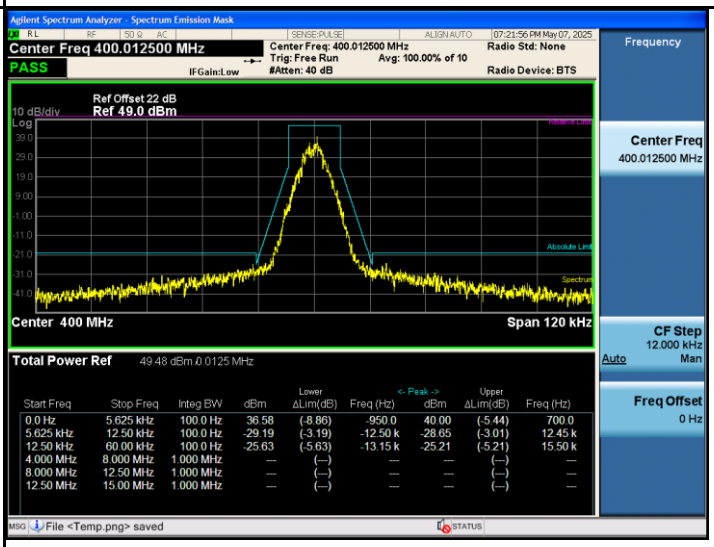
TX-DNL	4FSK	CH_M	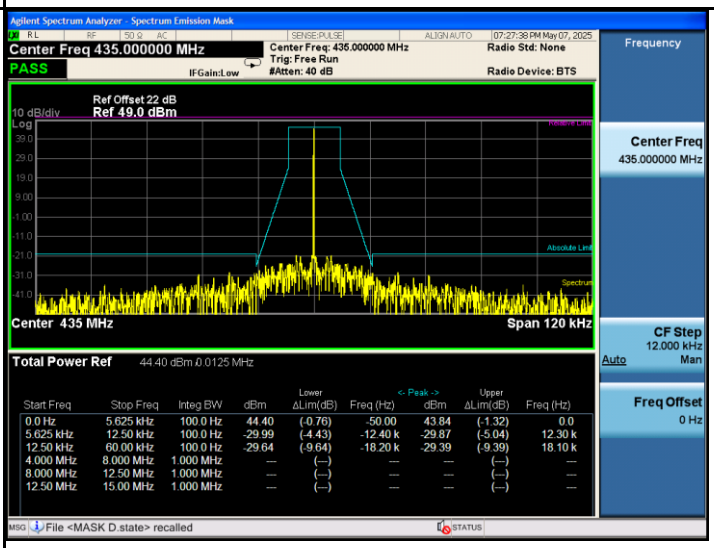

Appendix C:Emission Mask

Operation Mode	Modulation Type	Test Channel	TEST PLOT RESULT
TX-DNL	4FSK	CH_M	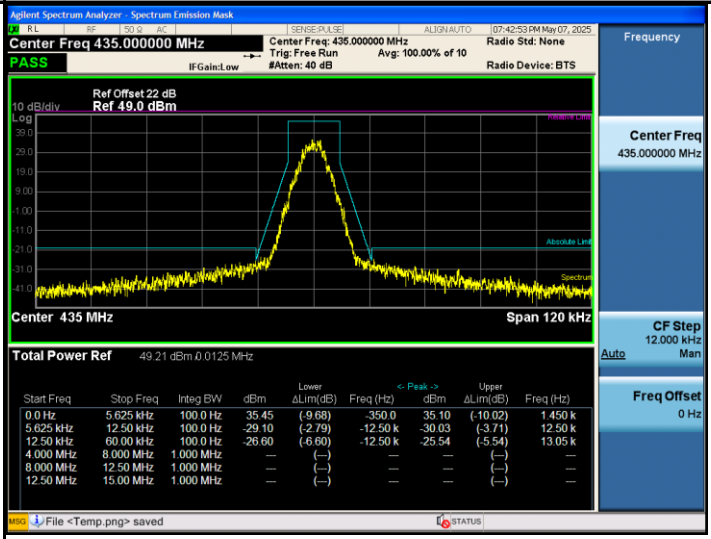
TX-DNL	4FSK	CH_H	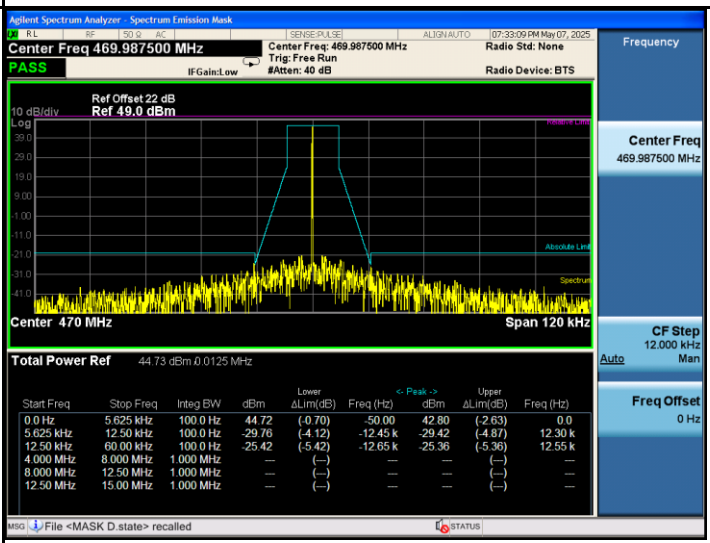
TX-DNL	4FSK	CH_H	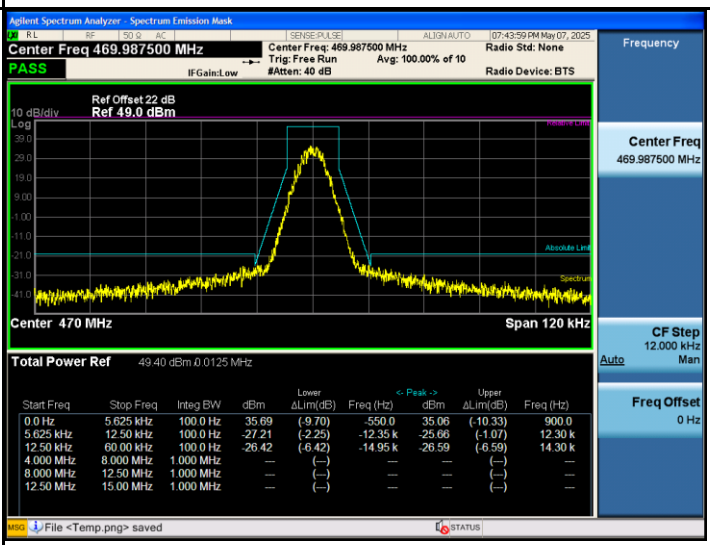

Appendix C:Emission Mask

Operation Mode	Modulation Type	Test Channel	TEST PLOT RESULT
TX-ANH	FM	CH_L	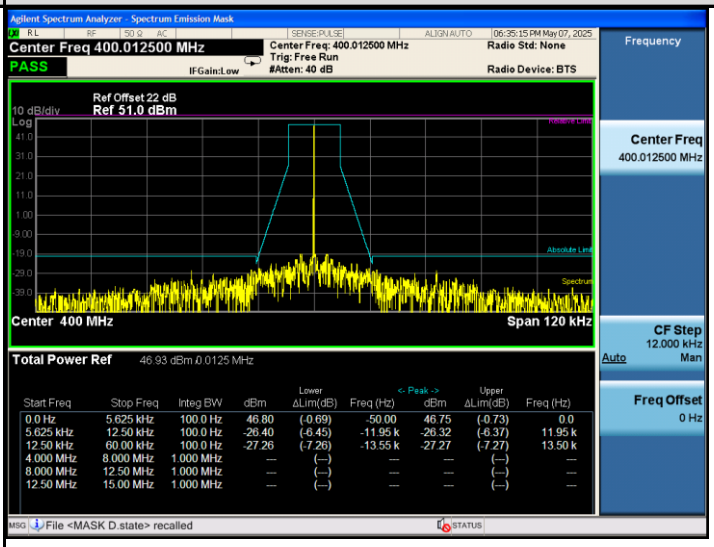
TX-ANH	FM	CH_L	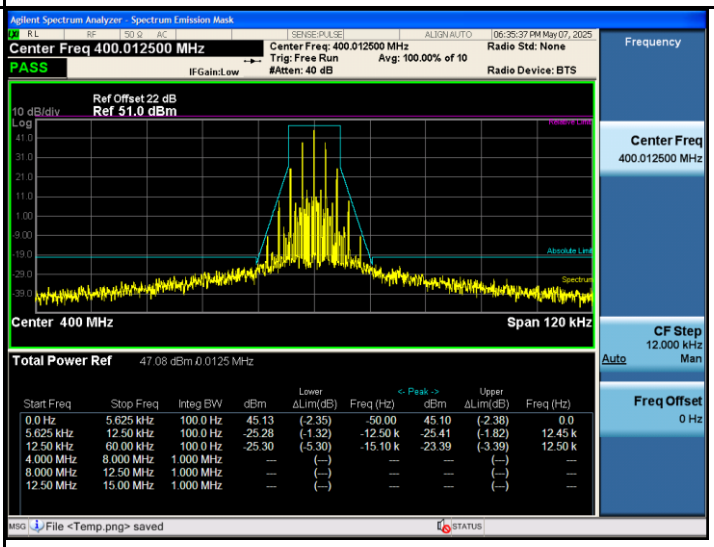
TX-ANH	FM	CH_M	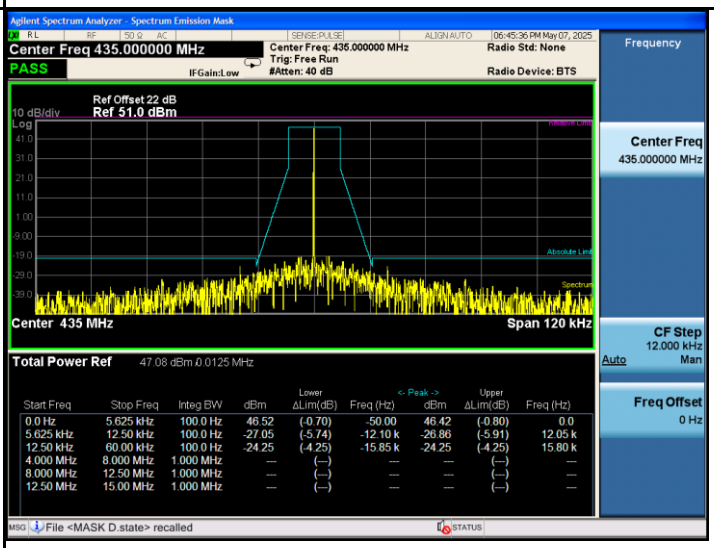

Appendix C:Emission Mask

Operation Mode	Modulation Type	Test Channel	TEST PLOT RESULT
TX-ANH	FM	CH_M	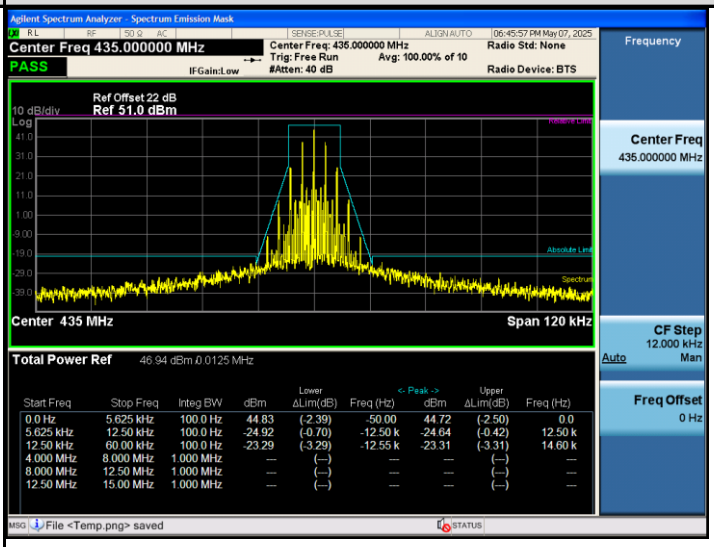
TX-ANH	FM	CH_H	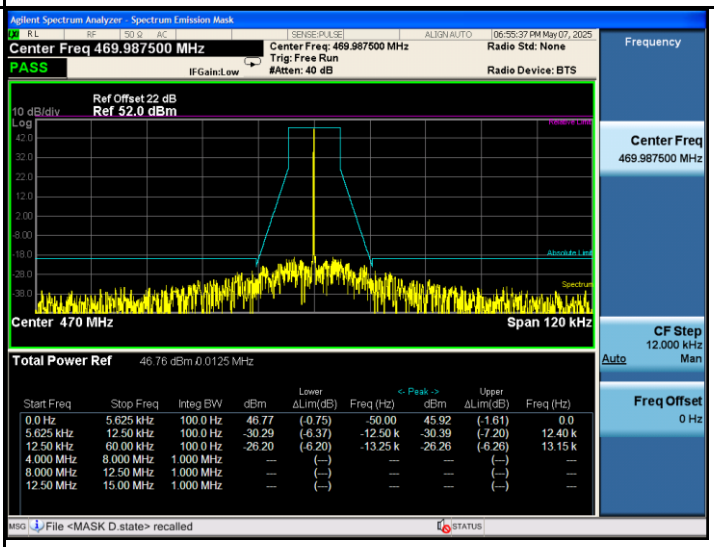
TX-ANH	FM	CH_H	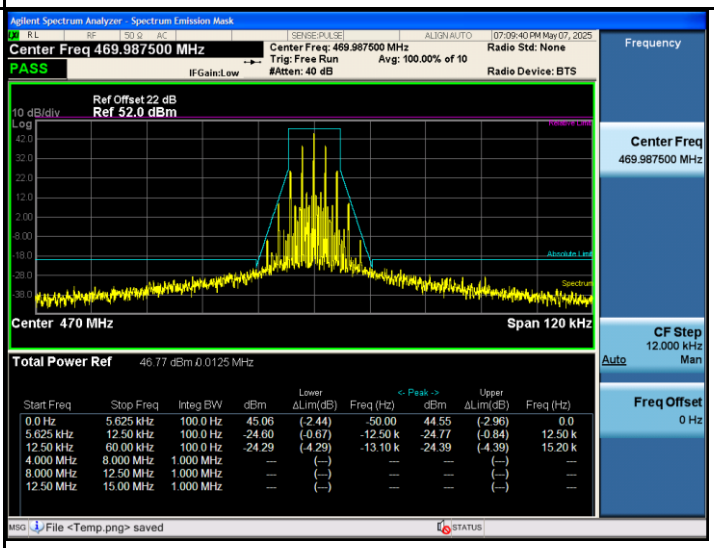

Appendix C:Emission Mask

Operation Mode	Modulation Type	Test Channel	TEST PLOT RESULT
TX-ANL	FM	CH_L	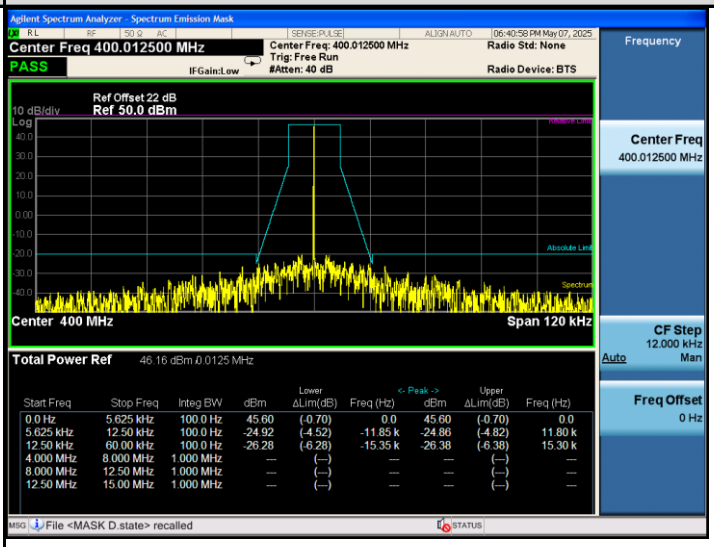
TX-ANL	FM	CH_L	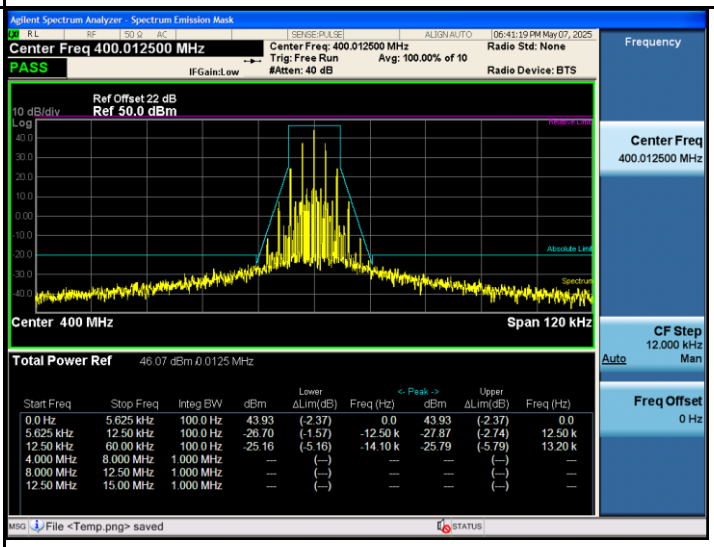
TX-ANL	FM	CH_M	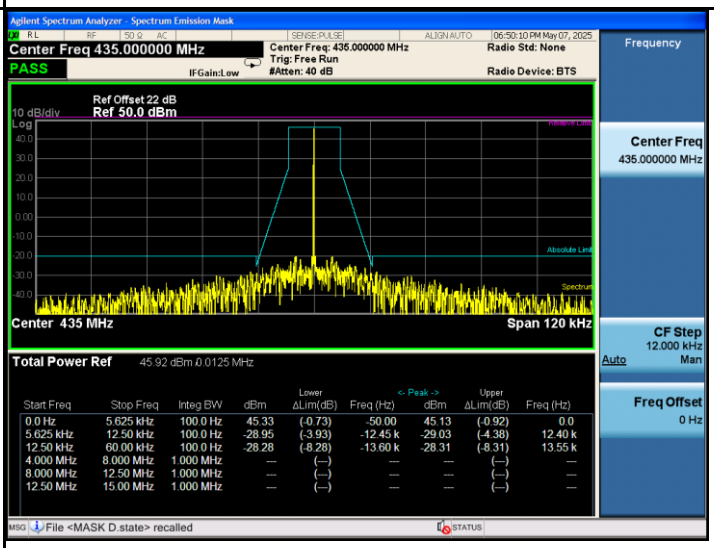

Appendix C:Emission Mask

Operation Mode	Modulation Type	Test Channel	TEST PLOT RESULT
TX-ANL	FM	CH_M	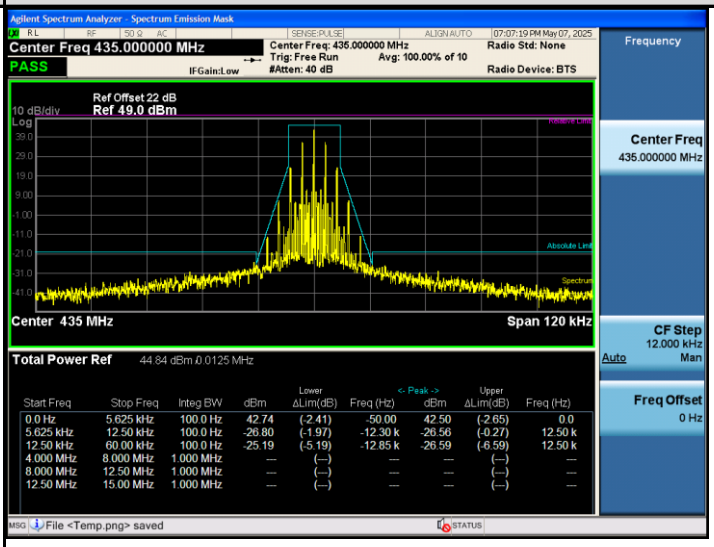
TX-ANL	FM	CH_H	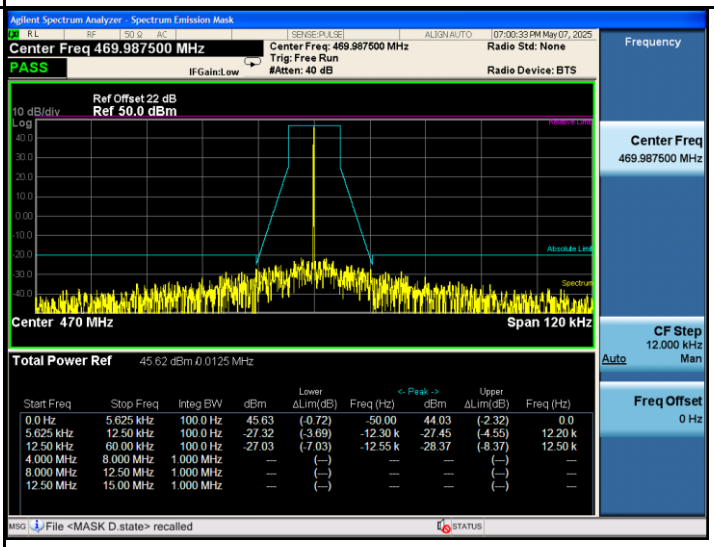
TX-ANL	FM	CH_H	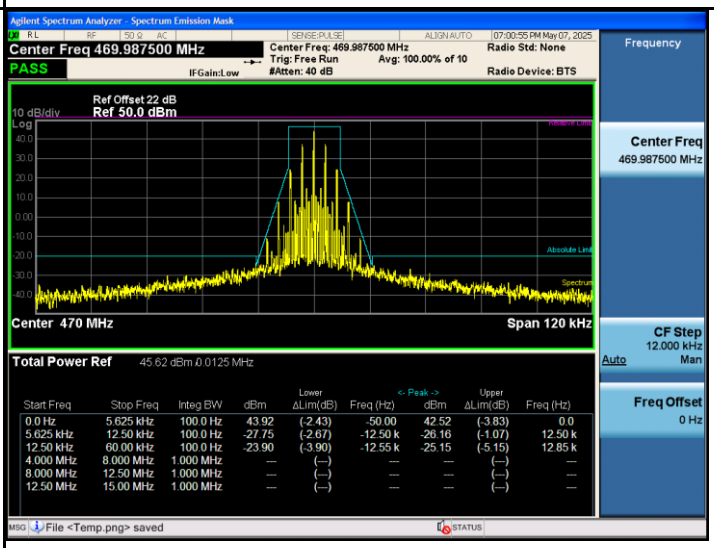

Appendix D:Modulation Limit

Operation Mode	Modulation Type	Test Channel	Modulation Level (dB)	Peak frequency deviation (kHz)				Limit (kHz)	Result
				300Hz	1004Hz	1500Hz	2500 Hz		
TX-ANH	FM	CH_M	-20	0.075	0.182	0.25	0.385	2.5	PASS
TX-ANH	FM	CH_M	-15	0.104	0.284	0.412	0.654	2.5	PASS
TX-ANH	FM	CH_M	-10	0.155	0.485	0.716	1.149	2.5	PASS
TX-ANH	FM	CH_M	-5	0.251	0.820	1.224	1.886	2.5	PASS
TX-ANH	FM	CH_M	0	0.428	1.455	1.944	2.143	2.5	PASS
TX-ANH	FM	CH_M	5	0.732	1.844	2.139	2.223	2.5	PASS
TX-ANH	FM	CH_M	10	1.317	2.099	2.175	2.272	2.5	PASS
TX-ANH	FM	CH_M	15	1.410	2.074	2.186	2.293	2.5	PASS
TX-ANH	FM	CH_M	20	2.237	2.087	2.195	2.270	2.5	PASS

Appendix D:Modulation Limit

TEST PLOT RESULT

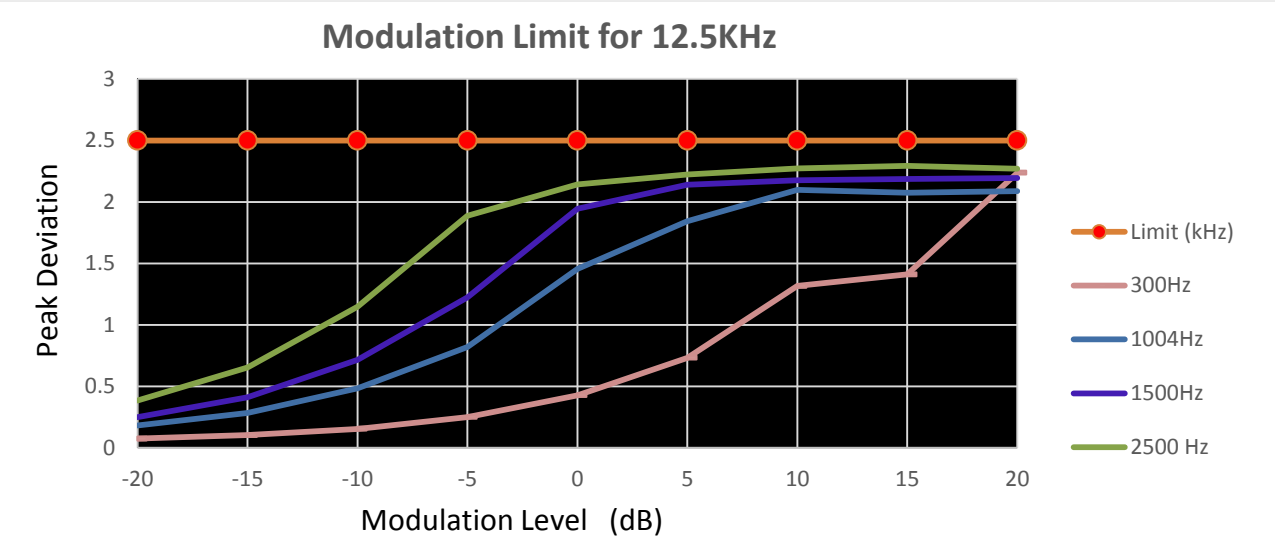

Appendix E:Audio Frequency Response

Operation Mode	Modulation Type	Test Channel	Frequency (Hz)	Audio Frequency Response (dB)	Lower Limit	Upper Limit	Result
TX-ANH	FM	CH_M	100	-33.19			PASS
TX-ANH	FM	CH_M	200	-33.19			PASS
TX-ANH	FM	CH_M	300	-10.88	-17.84	-9.42	PASS
TX-ANH	FM	CH_M	400	-8.08	-12.86	-6.93	PASS
TX-ANH	FM	CH_M	500	-6.29	-9.00	-5.00	PASS
TX-ANH	FM	CH_M	600	-4.63	-7.42	-3.42	PASS
TX-ANH	FM	CH_M	700	-3.39	-6.09	-2.09	PASS
TX-ANH	FM	CH_M	800	-2.12	-4.93	-0.93	PASS
TX-ANH	FM	CH_M	900	-1.00	-3.91	0.09	PASS
TX-ANH	FM	CH_M	1000	-0.02	-3.00	1.00	PASS
TX-ANH	FM	CH_M	1200	1.63	-1.42	2.58	PASS
TX-ANH	FM	CH_M	1400	2.97	-0.09	3.91	PASS
TX-ANH	FM	CH_M	1600	4.15	1.07	5.07	PASS
TX-ANH	FM	CH_M	1800	5.13	2.09	6.09	PASS
TX-ANH	FM	CH_M	2000	5.94	3.00	7.00	PASS
TX-ANH	FM	CH_M	2100	6.32	3.42	7.42	PASS
TX-ANH	FM	CH_M	2200	6.70	3.83	7.83	PASS
TX-ANH	FM	CH_M	2300	7.09	4.21	8.21	PASS
TX-ANH	FM	CH_M	2400	7.43	4.58	8.58	PASS
TX-ANH	FM	CH_M	2500	7.68	4.93	8.93	PASS
TX-ANH	FM	CH_M	2600	7.87	4.59	9.27	PASS
TX-ANH	FM	CH_M	2700	8.03	4.27	9.60	PASS
TX-ANH	FM	CH_M	2800	8.16	3.95	9.91	PASS
TX-ANH	FM	CH_M	2900	8.23	3.65	10.22	PASS
TX-ANH	FM	CH_M	3000	8.14	3.35	10.51	PASS
TX-ANH	FM	CH_M	3500	-7.46			PASS
TX-ANH	FM	CH_M	4000	-33.08			PASS
TX-ANH	FM	CH_M	4500	-33.14			PASS
TX-ANH	FM	CH_M	5000	-33.08			PASS

Appendix E:Audio Frequency Response

TEST PLOT RESULT

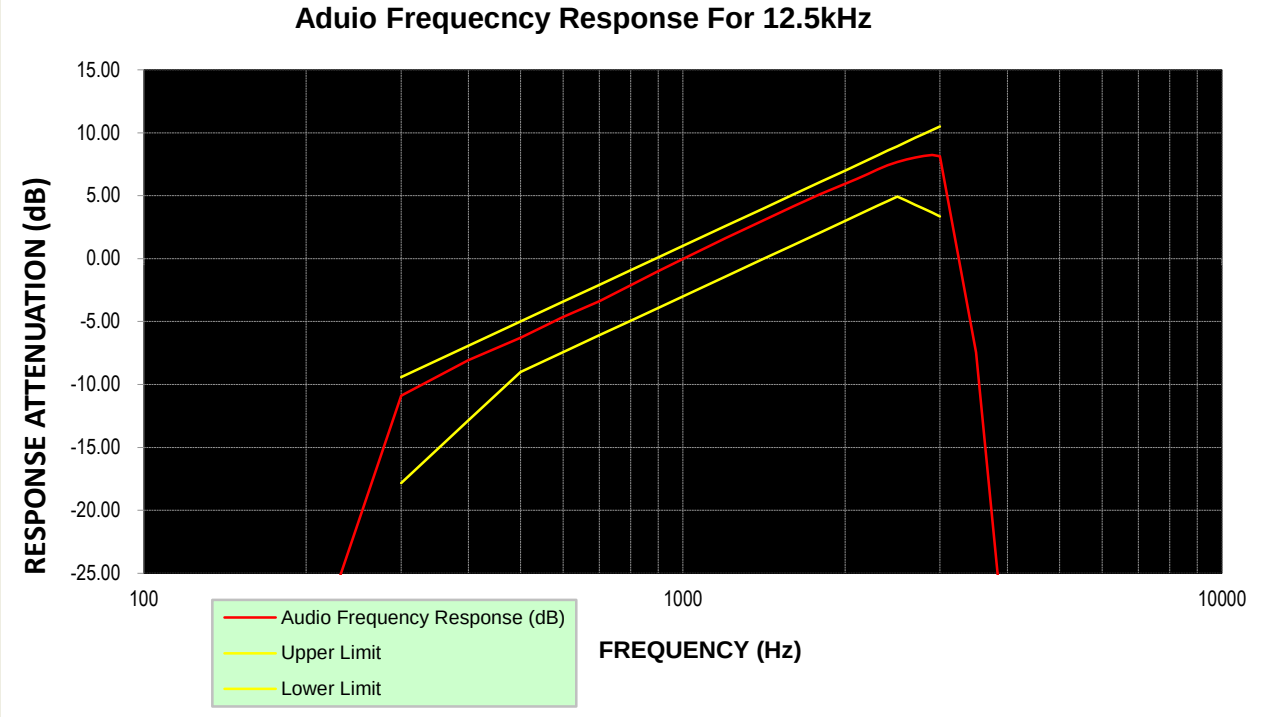

Appendix F:Frequency Stability Test & Temperature

Operation Mode	Modulation Type	Test Conditions		Frequency error (ppm)			Limit (ppm)	Result
		Voltage	Temperature	CH_L	CH_M	CH_H		
TX-DNH	4FSK	V_N	-30	-0.011	-0.126	-0.068	±5.0	PASS
TX-DNH	4FSK	V_N	-20	-0.010	-0.128	-0.068	±5.0	PASS
TX-DNH	4FSK	V_N	-10	-0.010	-0.132	-0.065	±5.0	PASS
TX-DNH	4FSK	V_N	0	-0.011	-0.122	-0.065	±5.0	PASS
TX-DNH	4FSK	V_N	10	-0.010	-0.133	-0.065	±5.0	PASS
TX-DNH	4FSK	V_N	20	-0.010	-0.122	-0.063	±5.0	PASS
TX-DNH	4FSK	V_N	30	-0.010	-0.122	-0.065	±5.0	PASS
TX-DNH	4FSK	V_N	40	-0.011	-0.122	-0.066	±5.0	PASS
TX-DNH	4FSK	V_N	50	-0.010	-0.125	-0.064	±5.0	PASS
TX-DNL	4FSK	V_N	-30	-0.100	-0.131	-0.137	±5.0	PASS
TX-DNL	4FSK	V_N	-20	-0.093	-0.121	-0.138	±5.0	PASS
TX-DNL	4FSK	V_N	-10	-0.095	-0.120	-0.130	±5.0	PASS
TX-DNL	4FSK	V_N	0	-0.096	-0.122	-0.129	±5.0	PASS
TX-DNL	4FSK	V_N	10	-0.097	-0.121	-0.134	±5.0	PASS
TX-DNL	4FSK	V_N	20	-0.093	-0.120	-0.129	±5.0	PASS
TX-DNL	4FSK	V_N	30	-0.102	-0.129	-0.142	±5.0	PASS
TX-DNL	4FSK	V_N	40	-0.099	-0.120	-0.129	±5.0	PASS
TX-DNL	4FSK	V_N	50	-0.100	-0.123	-0.135	±5.0	PASS
TX-ANH	FM	V_N	-30	-0.009	-0.042	-0.042	±5.0	PASS
TX-ANH	FM	V_N	-20	-0.009	-0.043	-0.038	±5.0	PASS
TX-ANH	FM	V_N	-10	-0.009	-0.042	-0.039	±5.0	PASS
TX-ANH	FM	V_N	0	-0.010	-0.043	-0.038	±5.0	PASS
TX-ANH	FM	V_N	10	-0.009	-0.040	-0.041	±5.0	PASS
TX-ANH	FM	V_N	20	-0.009	-0.040	-0.038	±5.0	PASS
TX-ANH	FM	V_N	30	-0.009	-0.043	-0.041	±5.0	PASS
TX-ANH	FM	V_N	40	-0.009	-0.043	-0.039	±5.0	PASS
TX-ANH	FM	V_N	50	-0.009	-0.044	-0.040	±5.0	PASS
TX-ANL	FM	V_N	-30	0.007	-0.047	-0.036	±5.0	PASS
TX-ANL	FM	V_N	-20	0.007	-0.048	-0.038	±5.0	PASS
TX-ANL	FM	V_N	-10	0.007	-0.045	-0.036	±5.0	PASS
TX-ANL	FM	V_N	0	0.008	-0.046	-0.038	±5.0	PASS
TX-ANL	FM	V_N	10	0.007	-0.045	-0.038	±5.0	PASS
TX-ANL	FM	V_N	20	0.007	-0.045	-0.035	±5.0	PASS
TX-ANL	FM	V_N	30	0.008	-0.047	-0.037	±5.0	PASS
TX-ANL	FM	V_N	40	0.007	-0.048	-0.038	±5.0	PASS
TX-ANL	FM	V_N	50	0.008	-0.047	-0.036	±5.0	PASS

Appendix G:Frequency Stability Test & Voltage

Operation Mode	Modulation Type	Test Conditions		Frequency error (ppm)			Limit (ppm)	Result
		Voltage	Temperature	CH_L	CH_M	CH_H		
TX-DNH	4FSK	V_N	T_N	-0.010	-0.122	-0.063	±5.0	PASS
TX-DNH	4FSK	V_L	T_N	-0.010	-0.124	-0.064	±5.0	PASS
TX-DNH	4FSK	V_H	T_N	-0.010	-0.126	-0.065	±5.0	PASS
TX-DNL	4FSK	V_N	T_N	-0.093	-0.120	-0.129	±5.0	PASS
TX-DNL	4FSK	V_L	T_N	-0.094	-0.121	-0.131	±5.0	PASS
TX-DNL	4FSK	V_H	T_N	-0.094	-0.127	-0.136	±5.0	PASS
TX-ANH	FM	V_N	T_N	-0.009	-0.040	-0.038	±5.0	PASS
TX-ANH	FM	V_L	T_N	-0.009	-0.041	-0.039	±5.0	PASS
TX-ANH	FM	V_H	T_N	-0.009	-0.042	-0.040	±5.0	PASS
TX-ANL	FM	V_N	T_N	0.007	-0.045	-0.035	±5.0	PASS
TX-ANL	FM	V_L	T_N	0.007	-0.046	-0.035	±5.0	PASS
TX-ANL	FM	V_H	T_N	0.007	-0.046	-0.036	±5.0	PASS

Appendix H:Transmitter Frequency Behavior

Operation Mode	Modulation Type	Test Channel	TEST PLOT RESULT
TX-DNH	4FSK	CH_M	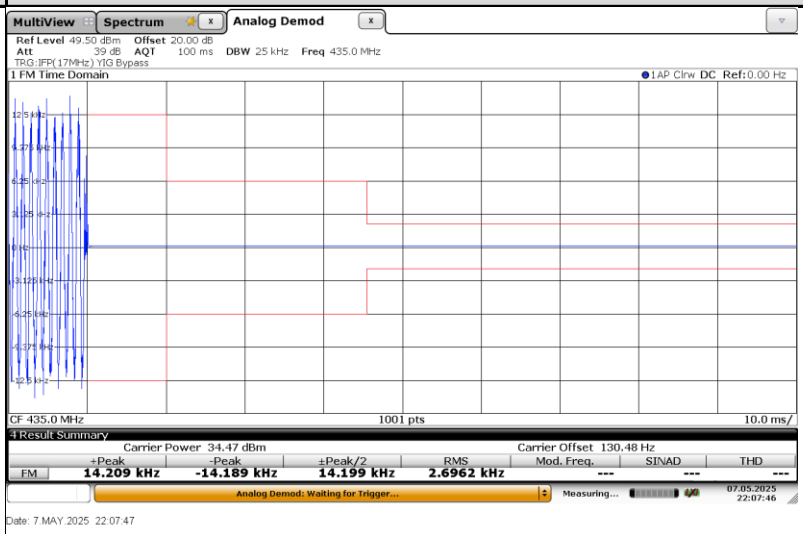 OFF~ON
TX-DNH	4FSK	CH_M	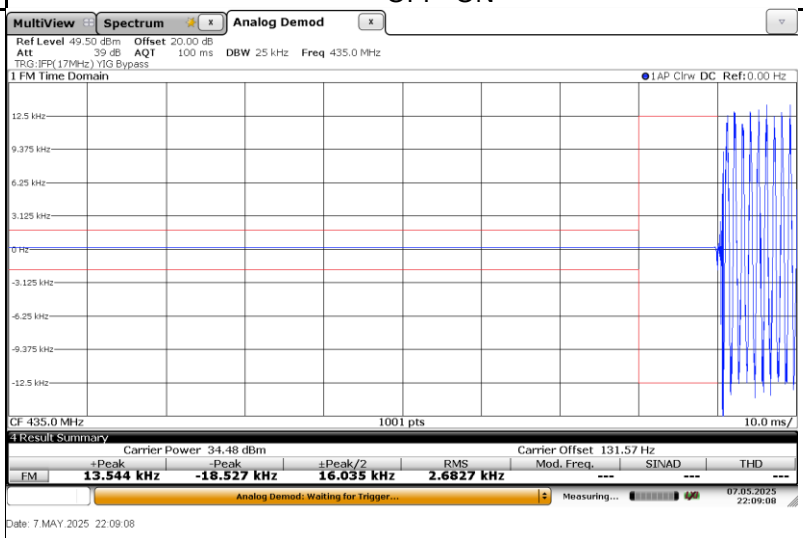 ON-OFF
TX-ANH	FM	CH_M	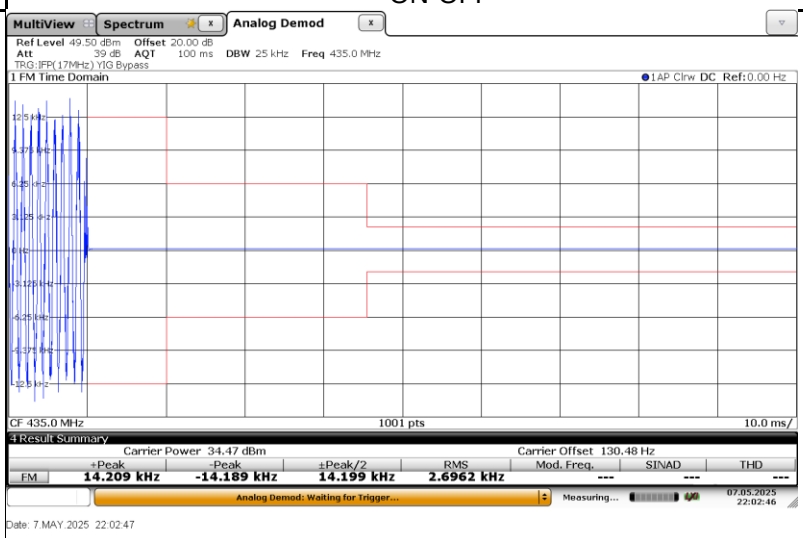 OFF~ON

Appendix H:Transmitter Frequency Behavior

Operation Mode	Modulation Type	Test Channel	TEST PLOT RESULT
TX-ANH	FM	CH_M	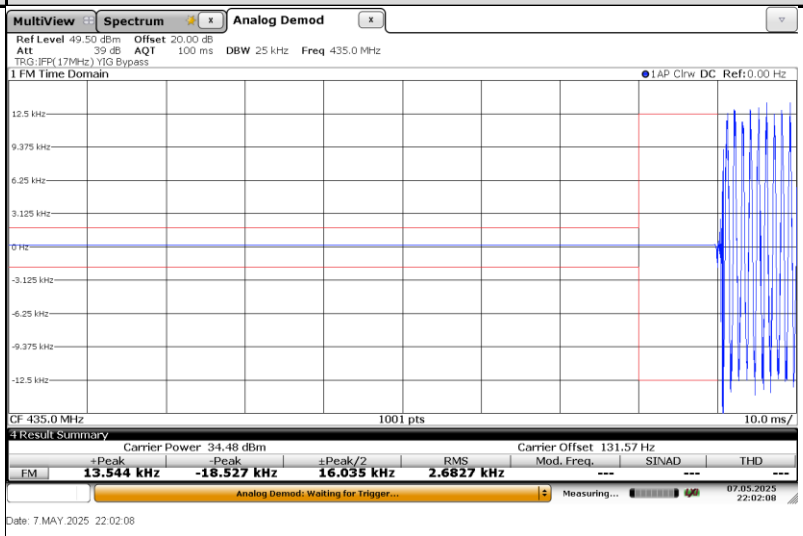 ON-OFF

Appendix I:Spurious Emission On Antenna Port

Operation Mode	Modulation Type	Test Channel	TEST PLOT RESULT
TX-DNH	4FSK	CH_L	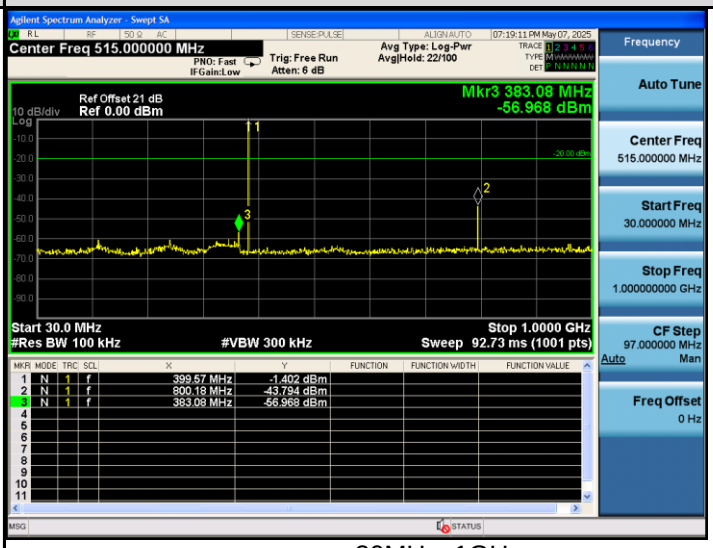 30MHz~1GHz
TX-DNH	4FSK	CH_L	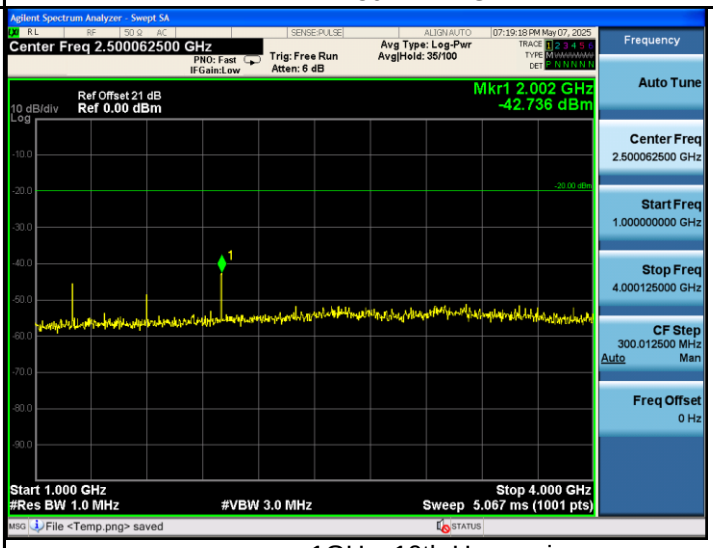 1GHz~10th Harmonic
TX-DNH	4FSK	CH_M	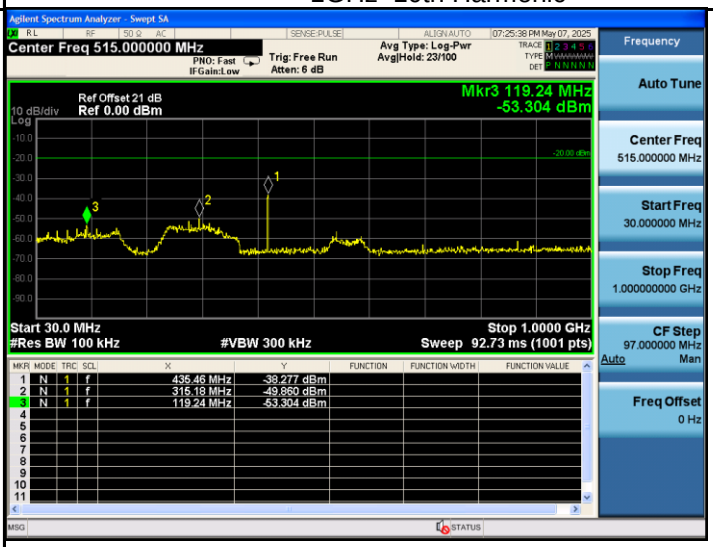 30MHz~1GHz

Appendix I:Spurious Emission On Antenna Port

Operation Mode	Modulation Type	Test Channel	TEST PLOT RESULT
TX-DNH	4FSK	CH_M	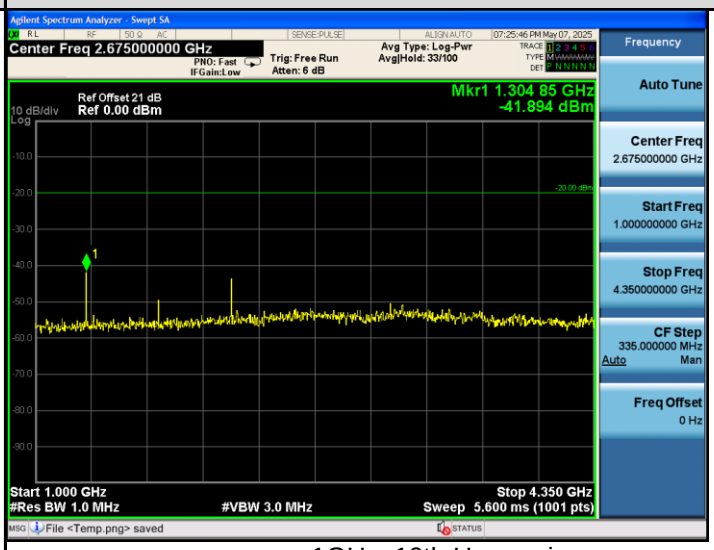 1GHz~10th Harmonic
TX-DNH	4FSK	CH_H	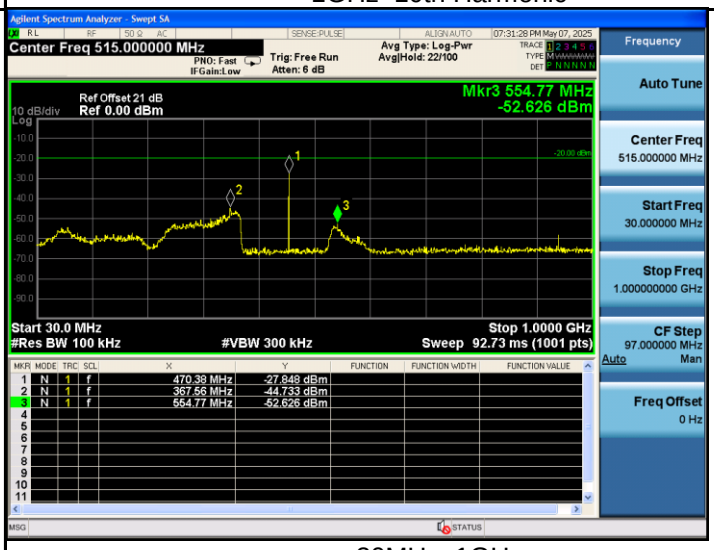 30MHz~1GHz
TX-DNH	4FSK	CH_H	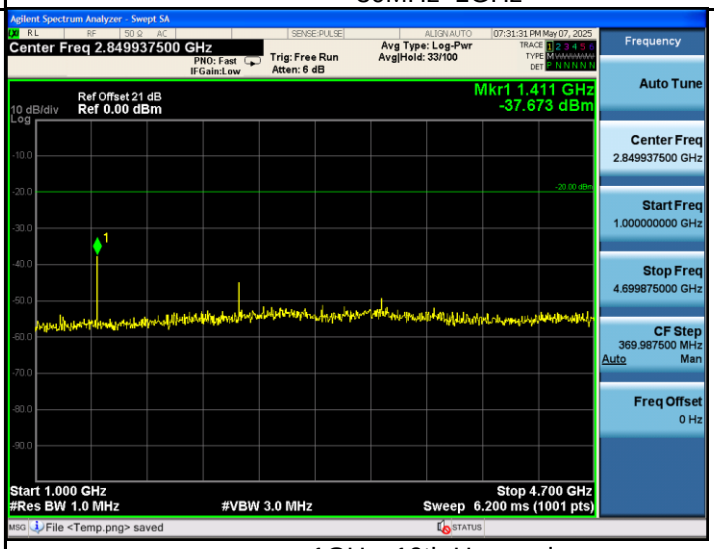 1GHz~10th Harmonic

Appendix I:Spurious Emission On Antenna Port

Operation Mode	Modulation Type	Test Channel	TEST PLOT RESULT
TX-ANH	FM	CH_L	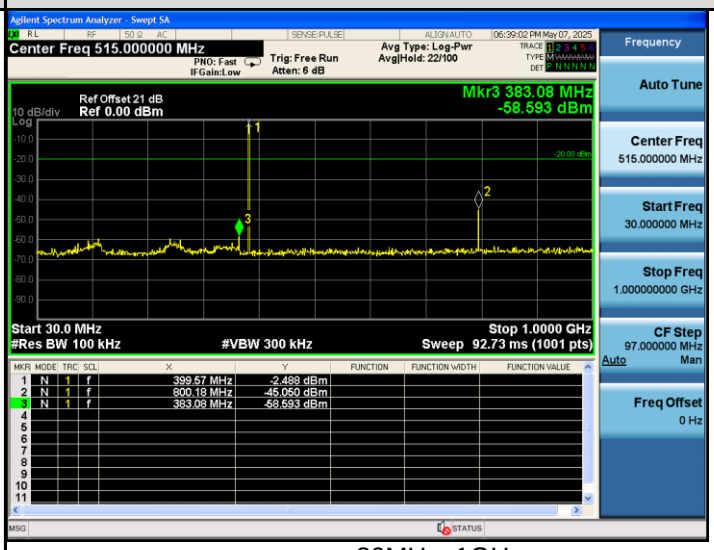 30MHz~1GHz
TX-ANH	FM	CH_L	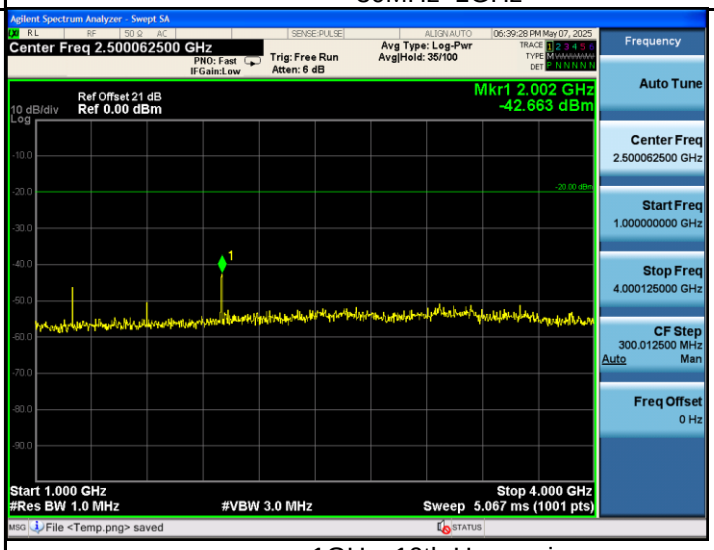 1GHz~10th Harmonic
TX-ANH	FM	CH_M	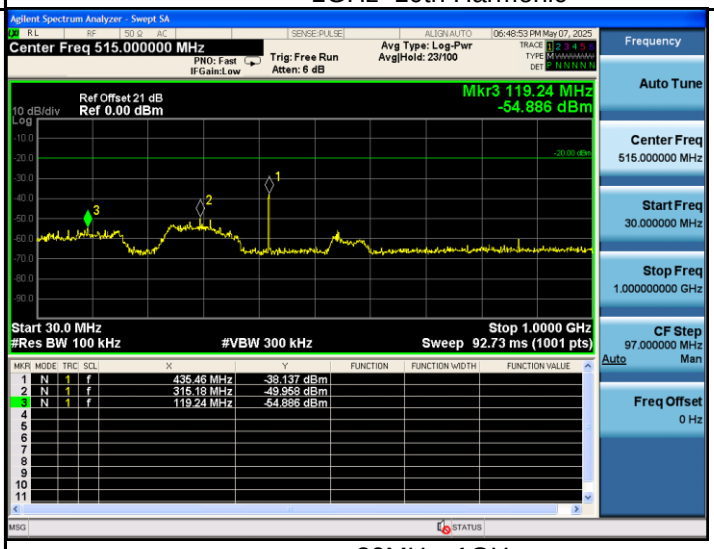 30MHz~1GHz

Appendix I:Spurious Emission On Antenna Port

Operation Mode	Modulation Type	Test Channel	TEST PLOT RESULT
TX-ANH	FM	CH_M	 1GHz~10th Harmonic
TX-ANH	FM	CH_H	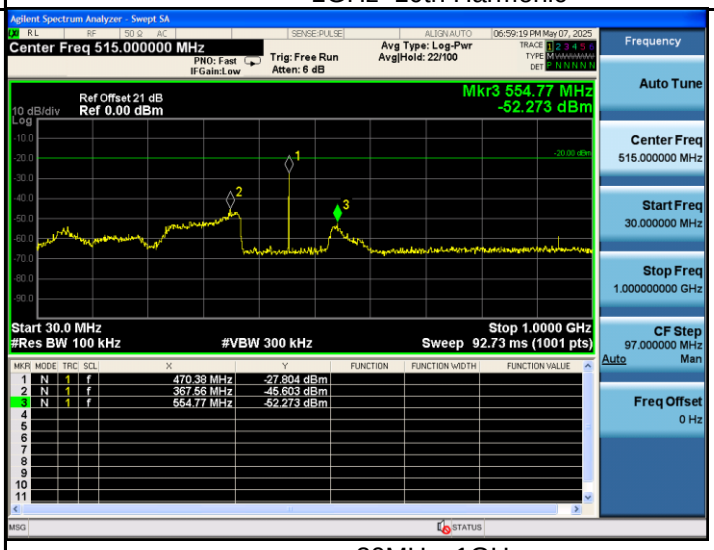 30MHz~1GHz
TX-ANH	FM	CH_H	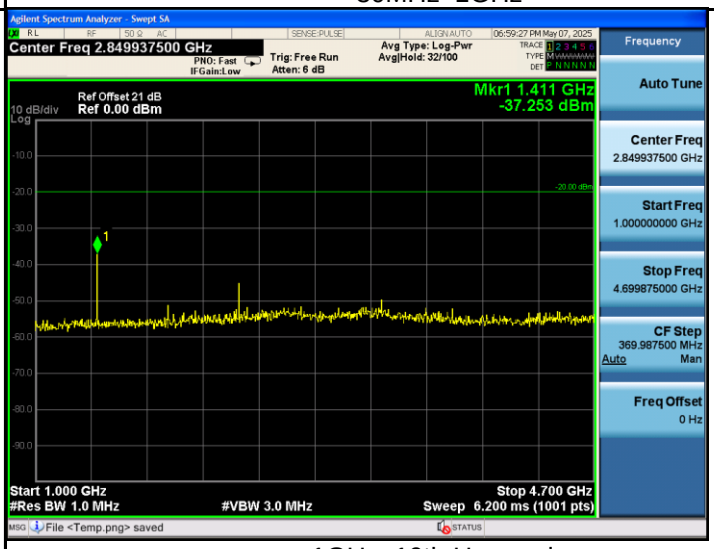 1GHz~10th Harmonic

----End of Report----