

TV REMOTE HANDING MANUAL



Thank you for choosing our remote control. Before using this product, please read this manual to ensure it is used correctly.




How to make a connection between your TV and Remote Control.

(No Programming)



1. Turn on the TV first
2. Point it at the remote control sensor of the TV, then pressing the  and  buttons simultaneously for 10 seconds or more.

 NOTE: If fail in the pairing, please repeat again.



Voice function

If you press the voice button without releasing it the TV will show the voice command screen and start to speak the command. When you release the button, the TV will start to execute the voice command.

This device complies with part 15 of the FCC Rules. Operation is subject to the following two conditions: (1) This device may not cause harmful interference, and (2) this device must accept any interference received, including interference that may cause undesired operation.

Any Changes or modifications not expressly approved by the party responsible for compliance could void the user's authority to operate the equipment.

Note: This equipment has been tested and found to comply with the limits for a Class B digital device, pursuant to part 15 of the FCC Rules. These limits are designed to provide reasonable protection against harmful interference in a residential installation. This equipment generates uses and can radiate radio frequency energy and, if not installed and used in accordance with the instructions, may cause harmful interference to radio communications. However, there is no guarantee that interference will not occur in a particular installation. If this equipment does cause harmful interference to radio or television reception, which can be determined by turning the equipment off and on, the user is encouraged to try to correct the interference by one or more of the following measures:

- Reorient or relocate the receiving antenna.
- Increase the separation between the equipment and receiver.
- Connect the equipment into an outlet on a circuit different from that to which the receiver is connected.
- Consult the dealer or an experienced radio/TV technician for help.

RF warning for Portable device: The device has been evaluated to meet general RF exposure requirement. The device can be used in portable exposure condition without restriction.