



RF EXPOSURE REPORT

Applicant	:	Minami Acoustics Limited
Address of Applicant	:	No.13, Maonan Road, Torch Development District, Zhongshan City, Guangdong Province, P.R.China
Manufacturer	:	Minami Acoustics Limited
Address of Manufacturer	:	No.13, Maonan Road, Torch Development District, Zhongshan City, Guangdong Province, P.R.China
Equipment under Test	:	Wireless Earbuds
Model No.	:	AMZ-B8930B
FCC ID	:	2BBBFB0DQSJ4QHB
Test Standard(s)	:	KDB447498 D01 General RF Exposure Guidance v06
Report No.	:	DDT-RE25032426-1E06
Issue Date	:	2025/05/22
Issue By	:	Guangdong Dongdian Testing Service Co., Ltd. Unit 2, Building 1, No. 17, Zongbu 2nd Road, Songshan Lake Park, Dongguan, Guangdong, China, 523808

Table of Contents

1. General Test Information..... 5

1.1. Description of EUT..... 5

1.2. Accessories of EUT 5

1.3. Test laboratory 5

2. RF Exposure evaluation for FCC..... 6

2.1. Assessment procedure 6

2.2. Assess result..... 6

Test Report Declare

Applicant	:	Minami Acoustics Limited
Address of Applicant	:	No.13, Maonan Road, Torch Development District, Zhongshan City, Guangdong Province, P.R.China
Equipment under Test	:	Wireless Earbuds
Model No.	:	AMZ-B8930B
Manufacturer	:	Minami Acoustics Limited
Address of Manufacturer	:	No.13, Maonan Road, Torch Development District, Zhongshan City, Guangdong Province, P.R.China




Test Standard Used:

KDB447498 D01 General RF Exposure Guidance v06

We Declare:

The equipment described above is tested by Guangdong Dongdian Testing Service Co., Ltd. and in the configuration tested the equipment complied with the standards specified above. The test results are contained in this test report and Guangdong Dongdian Testing Service Co., Ltd. is assumed of full responsibility for the accuracy and completeness of these tests.

Report No.:	DDT-RE25032426-1E06		
Date of Receipt:	2025/03/27	Date of Test:	2025/03/27~2025/04/18

Created: Bobo Chen	Reviewed: Ella Gong	Approved: Damon Hu
		
2025/05/19	2025/05/22	2025/05/22

Note: This report applies to above tested sample only. This report shall not be reproduced in parts without written approval of Guangdong Dongdian Testing Service Co., Ltd.

Revision History

Version	Revision Content	Issue Date	Approved
---	Initial issue	2025/05/22	

1. General Test Information

1.1. Description of EUT

EUT Name	: Wireless Earbuds
Model Number	: AMZ-B8930B
EUT Function Description	: Please reference user manual of this device
Power Supply	: CHARGING CASE: DC 5V from USB cable EARBUDS: DC 5V from external charging case CHARGING CASE: DC 3.7V Lithium-ion built-in battery EARBUDS: DC 3.85V Lithium-ion built-in battery

Note: The above EUT information is declared by manufacturer and for more detailed features description please refer to the manufacturer's specifications or User's Manual.

1.2. Accessories of EUT

Accessories	Manufacturer	Model number	Description
USB cable	N/A	N/A	Length: 22cm

1.3. Test laboratory

Guangdong Dongdian Testing Service Co., Ltd.

Add.: Unit 2, Building 1, No. 17, Zongbu 2nd Road, Songshan Lake Park, Dongguan, Guangdong, China, 523808.

Tel.: +86-0769-38826678, <http://www.dgddt.com>, Email: ddt@dgddt.com.

CNAS Accreditation No. L6451; A2LA Accreditation Number: 3870.01

FCC Designation Number: CN1182, Test Firm Registration Number: 540522

Innovation, Science and Economic Development Canada Site Registration Number: 10288A

Conformity Assessment Body identifier: CN0048

VCCI facility registration number: C-20087, T-20088, R-20123, R-20240, G-20118

2. RF Exposure evaluation for FCC

2.1. Assessment procedure

According to 447498 D01 General RF Exposure Guidance v06

The 1-g and 10-g SAR test exclusion thresholds for 100 MHz to 6 GHz at test separation distances ≤ 50 mm are determined by:

$[(\text{max. power of channel, including tune-up tolerance, mW})/(\text{min. test separation distance, mm})] \cdot [\sqrt{f(\text{GHz})}] \leq 3.0$ for 1-g SAR and ≤ 7.5 for 10-g extremity SAR, where:

$f(\text{GHz})$ is the RF channel transmit frequency in GHz

Power and distance are rounded to the nearest mW and mm before calculation

The result is rounded to one decimal place for comparison

2.2. Assess result

Manufacturing Tolerance:

Bluetooth:

Mode	Antenna	Frequency [MHz]	Target (dBm)	Tolerance \pm (dB)
GFSK (Peak)	Ant1	2402	-3	2
		2441	-2	2
		2480	-1	2
$\pi/4$ DQPSK (Peak)	Ant1	2402	-1	2
		2441	0	2
		2480	1	2
8DPSK (Peak)	Ant1	2402	0	2
		2441	0.5	2
		2480	1	2

Estimation Result:

Worse case is as below: [2480 MHz, 3 dBm, (2 mW) output power]

$(2/5) \cdot [\sqrt{2.480(\text{GHz})}] = 0.630 < 3.0$ for 1-g SAR

Then SAR evaluation is not required.

-----End Report-----