

Figure 1: Radiated Emissions, 30MHz – 1GHz




Figure 2: Radiated Emissions, 1GHz – 18GHz




Figure 3: FCC 15.247 RSE, 9kHz – 30MHz




Figure 4: FCC 15.247 RSE, 30MHz – 1GHz




Figure 5: FCC 15.247 RSE, 1GHz – 18GHz




Figure 6: FCC 15.247 RSE, 18GHz – 40GHz