



# USER INSTRUCTION

## SMART HELMET

THE SMART HELMET IS ONLY COMPATIBLE WITH THE MICRO MOBILITY OF LEXGO, OR OUR CO-BRANDING PARTNERS POWERED BY LEXGO, INCLUDING MASERATI, MOMODESIGN ETC.



## USER INSTRUCTION



PLEASE VISIT OUR WEBSITE FOR MORE INFORMATION

**[WWW.lexgogogo.com](http://WWW.lexgogogo.com)**

Get 24/7 Assistance at



Use camera or QR scanner to scan

Visit: <https://lexgo.afterservice.vip>

Call: +1 833 860 2269 (Toll-free)

Email: [lexgo@afterservice.vip](mailto:lexgo@afterservice.vip)

# WHAT'S IN THE BOX?



CHARGING CABLE



USER MANUAL



CARRY BAG



WARRANTY CARD

# SMART HELMET

*100 TOP PRODUCTS 2023*



**THE FIRST  
SMART HELMET  
ECOSYSTEM CONNECTION  
TO BIKE OR SCOOTER**



BRAKE SIGNAL



L/R TURNING LIGHT



PHONE CALL



MUSIC



NAVIGATION

**COMPATIBLE WITH LEXGO,OR LEXGO CO-BRANDING PARTNERS POWERED BY LEXGO.INCLUDING MASERATI,MOMODESIGN ETC.**



**LEXGO**  
**L10**



**LEXGO**  
**L20 LITE**



**LEXGO**  
**L20**



**LEXGO**  
**L30**  
**(L30 LITE,**  
**L30 MAX)**



**LEXGO**  
**EMICRO 10**



**LEXGO**  
**EMICRO 20**



**MASERATI**  
**ARMONIA**



**MOMO DESIGN**  
**EVO9 PLUS**

# FUNCTIONS




NOTE: WHEN THE HELMET IS ON ,PRESS POWER BUTTON **TWICE** TO ENTER EMERGENCY MODE (FRONT LIGHT ON,AND BRAKE LIGHT QUICKLY FLASHING),PRESS **ONCE** TO EXIT EMERGENCY MODE.

# BLUETOOTH CONNECTION

**PLEASE CONNECT THE SMARTEE1 TO YOUR SMART PHONE VIA BLUETOOTH TO HAVE PHONE/MUSIC PLAYBACK FUNCTION.**

1. POWER ON THE SMART HELMET, AND IT WILL AUTOMATICALLY ENTER BT PAIRING MODE. MAKE SURE YOUR PHONE BLUETOOTH MODE IS ON, THEN SEARCH “**LEXGO SMARTEE 1**”.
2. FOLLOW YOUR PHONE INSTRUCTION TO CONNECT THE HELMET.

**EXIT BLUETOOTH** : PRESS POWER BUTTON 3 TIMES . THE FRONT LIGHT WILL FLASH AFTER EXITING BLUETOOTH CONNECTION.





**THE HELMET LIGHTS ARE SYNCHRONIZED WITH THE LEFT AND RIGHT TURN SIGNALS AND BRAKE LIGHTS OF THE VEHICLE .**



**THE HELMET LEFT LIGHT  
FLASHES AT LEFT TURNING.**



**THE BRAKE LIGHT  
FLASHES AT BRAKING.**



**THE HELMET RIGHT LIGHT  
FLASHES AT RIGHT TURNING.**

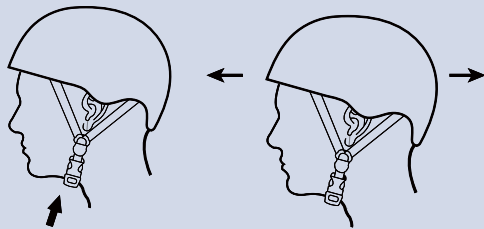
# CHARGING

- 1.OPEN CHARGING PORT COVER.
- 2.CONNECT TYPE-C CHARGING CALE TO THE PORT.
- 3.USE A CERTIFIED SMART PHONE CHARGER.
- 4.THE FRONT LIGHT WILL FLASH DURING CHARGING.
- 5.THE FRONT LIGHT WILL STOP FLASHING AND STAY ON AT FULL CHARGE,IT WILL **TURN OFF AUTOMATICALLY IN 5 MINUTES.**

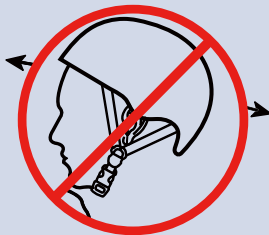


**NOTE:** THE HELMET WILL AUTOMATICALLY POWER OFF AFTER **15 MINUTES** WITHOUT ANY CONNECTION OR OPERATION .

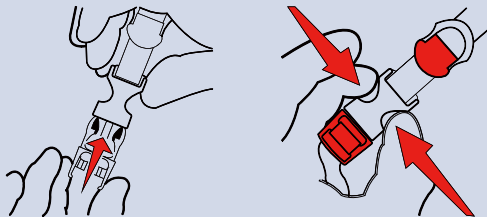
# HOW TO WEAR THE HELMET CORRECTLY



- THE HELMET SHOULD BE ADJUSTED TO FIT YOU WELL .MAKE SURE THE STRAPS WILL NOT COVER THE EARS AND THE BUCKLE STAYS AWAY FROM THE JAWBONE.



- THE FOREHEAD SHOULD BE ALWAYS PROTECTED,MAKE SURE THE HELMET IS WORN CORRECTLY.



- PLEASE ADJUST THE BELT LENGTH TO HAVE A COMFORTABLE WEARING,THEN FASTEN THE BUCKLE.



- TURN THE REAR KNOB CLOCKWISE TO TIGHTEN,ANTI-CLOCKWISE TO LOOSEN FOR A BETTER FIT TO YOUR HEAD.

# SPECIFICATION

| MODEL                            | SMARTEE 1   |
|----------------------------------|---|
| COLOR                            | BLACK   |
| PRODUCT DIMENSIONS               | 222.1 X 280.5 X 180.7MM<br>(8.74 X 11.04 X 7.11 INCH) |
| APPLICABLE<br>HEAD CIRCUMFERENCE | SIZE M,58-61CM (22.8-24 INCH)                         |
| BATTERY                          | LITHIUM BATTERY 3.7V/1250MAH                          |
| CHARGING TIME                    | 1-3 HOURS   |
| CHARGING INPUT                   | DC 5V 1A  |
| BATTERY LIFE                     | 6 HOURS (LIGHT ON)                                    |
| STANDBY TIME                     | 180 DAYS  |
| WATERPROOF GRADE                 | IPX5  |
| NET WEIGHT                       | 520G(1.15LB)  |

# ALWAYS CHECK YOUR HELMET BEFORE USING

- 1.CHECK POSSIBLE IMPACTS OR BREAKS ON THE HELMET.PLEASE REPAIR OR SCRAP IT TIMELY IF HELMET WITH OBVIOUS DEFECTS.
- 2.CHECK THE COMPONENTS OF THE HELMET ARE FIRM.
- 3.CHECK WHETHER EACH FUNCTION MODULE IS IN GOOD CONDITION AND WHETHER THE POWER IS SUFFICIENT.
- 4.CHECK THE SAFETY OF THE LOCKING SYSTEM.
5. MAKE SURE THAT CENTRE AND SIDE PADS ARE FIRMLY SECURED BEFORE USING THE HELMET.



## WARNING

- 1.THE SMART HELMET IS DESIGNED FOR LEXGO SCOOTERS/BIKES ONLY.
- 2.WEARING A HELMET CANNOT ALWAYS PROTECT YOU AGAINST INJURY.
- 3.THE HELMET SUBJECTED TO A SEVERE IMPACT SHOULD BE DISCARDED AND DESTROYED.
- 4.IN ORDER TO HAVE A MAXIMUM PROTECTION FOR YOUR HEAD,THE HELMET MUST FIT PERFECTLY AND THE LOCKING SYSTEM MUST BE KNOTTED SECURELY UNDER YOUR CHIN .
- 5.NEVER USE HOT OR SALTY WATER, GASOLINE, GLASS CLEANERS OR ANY OTHER SOLVENT TO CLEAN YOUR HELMET. HELMETS CAN BE SERIOUSLY DAMAGED BY SUBSTANCES.
- 6.IT'S NOT ALLOWED TO MODIFY OR REMOVE ANY ORIGINAL PARTS OF THE HELMET OTHER THAN RECOMMENDED BY THE MANUFACTURER, ALWAYS USE ORIGINAL SMARTEE1 SPARE PARTS.
- 7.DO NOT DISASSEMBLE THE TURN SIGNAL BY YOURSELF,THE INTERNAL CONNECTION IS FRAGILE,THE WARRANTY WILL VOID ONCE THE STICKER IS DAMAGED.
- 8.THIS HELMET SHOULD NOT BE USED BY CHILDREN WHILE CLIMBING OR DOING OTHER ACTIVITIES WHEN THERE IS A RISK OF STRANGULATION/ HANGING IF THE CHILD GETS TRAPPED WITH THE HELMET.
- 9.WHEN THE PRODUCT IS NOT USED FOR A LONG TIME, PLEASE CHARGE IT PERIODICALLY ONCE A MONTH, TO ALWAYS KEEP A HEALTHY AND LONGER LIFE-TIME BATTERY .
- 10.THE WATERPROOF GRADE OF THE HELMET IS IPX5, WHICH CAN BE USED IN LIGHT RAIN, BUT PLEASE DO NOT SOAK THE PRODUCT IN WATER.

## PRODUCT CLEANING



- A SOFT CLOTH DAMPENED WITH A LITTLE ALCOHOL CAN BE USED TO WIPE THE HELMET HOUSING, PADDING, FIXING SYSTEM, AND OTHER ACCESSORIES.
- PLEASE WIPE THE SHELL OF L/R TURNING LIGHT AND BRAKE LIGHT GENTLY WITH A LENS CLOTH.

## PRODUCT STORAGE



- THE HELMET SHOULD BE STORED IN A DRY AND VENTILATED ENVIRONMENT OF SUITABLE TEMPERATURE;
- MAKE SURE THE HELMET IS FULLY CHARGED BEFORE STORAGE .
- IT IS RECOMMENDED TO CHARGE IT PERIODICALLY ONCE A MONTH.

# NOTICE OF COMPLIANCE

THIS DEVICE COMPLIES WITH PART 15 OF THE FCC RULES. OPERATION IS SUBJECT TO THE FOLLOWING TWO CONDITIONS:

(1) THIS DEVICE MAY NOT CAUSE HARMFUL INTERFERENCE, AND

(2) THIS DEVICE MUST ACCEPT ANY INTERFERENCE RECEIVED, INCLUDING INTERFERENCE THAT MAY CAUSE UNDESIRABLE OPERATION.

**WARNING:** CHANGES OR MODIFICATIONS TO THIS UNIT NOT EXPRESSLY APPROVED BY THE PARTY RESPONSIBLE FOR COMPLIANCE COULD VOID THE USER'S AUTHORITY TO OPERATE THE EQUIPMENT.

**NOTE:** THIS EQUIPMENT HAS BEEN TESTED AND FOUND TO COMPLY WITH THE LIMITS FOR A CLASS B DIGITAL DEVICE, PURSUANT TO PART 15 OF THE FCC RULES, THESE LIMITS ARE DESIGNED TO PROVIDE REASONABLE PROTECTION AGAINST HARMFUL INTERFERENCE IN A RESIDENTIAL INSTALLATION. THIS EQUIPMENT GENERATES, USES AND CAN RADIATE RADIO FREQUENCY ENERGY AND, IF NOT INSTALLED AND USED IN ACCORDANCE WITH THE INSTRUCTIONS, MAY CAUSE HARMFUL INTERFERENCE TO RADIO COMMUNICATIONS. HOWEVER, THERE IS NO GUARANTEE THAT INTERFERENCE WILL NOT OCCUR IN A PARTICULAR INSTALLATION. IF THIS EQUIPMENT DOES CAUSE HARMFUL INTERFERENCE TO RADIO OR TELEVISION RECEPTION, WHICH CAN BE DETERMINED BY TURNING EQUIPMENT OFF AND ON, THE USER IS ENCOURAGED TO TRY TO CORRECT THE INTERFERENCE BY ONE OR MORE OF THE FOLLOWING MEASURES:

- REORIENT OR RELOCATE THE RECEIVING ANTENNA.
  - INCREASE THE SEPARATION BETWEEN THE EQUIPMENT AND RECEIVER.
  - CONNECT THE EQUIPMENT INTO AN OUTLET ON A CIRCUIT DIFFERENT FROM THAT TO WHICH THE RECEIVER IS CONNECTED.
- CONSULT THE DEALER OR AN EXPERIENCED RADIO/TV TECHNICIAN FOR HELP.

## DECLARATION OF CONFORMITY (DOC)

THIS HELMET IS DESIGNED TO PROTECT IMPACT CAUSED BY COLLISION OF HEAD WITH AN OBSTACLE WHILE USING SCOOTER/BIKE.

IT HAS PASSED **EN 1078:2012+A1:2012 TO SHOW CONFORMITY TO THE EHSR OF REGULATION (EU) 2016/425.**

### CERTIFYING AUTHORITY

EU TYPE EXAMINATION CONDUCTED BY:

SGS FIMKO OY, TAKOMOTIE 8, FI-00380 HELSINKI, FINLAND. NOTIFIED BODY NO: 0598

### MANUFACTURER: YUEYANG AIDAXING INTELLIGENT TECHNOLOGY CO., LTD

3F.4F.5F.BUILDING9,YUEYANG MODERN EQUIPMENT MANUFACTURING INDUSTRIAL PARK. MULIGANG COMMUNITY,MULIGANG,  
YUEYANG ECONOMIC AND TECHNOLOGICAL DEVELOPMENT ZONE,CHINA

ANY QUESTIONS, PLEASE DO NOT HESITATE TO CONTACT OUR CUSTOMER SERVICE HOTLINE.









GOPAL is the trademark owner of LEXGO.  
All specifications are subject to GOPAL without prior notice.