








Remote control instruction function



- 1  Power Button
- 2  Pump Button Press the switch that controls the pump.
- 3  Light Mode Button Press to switch different growth modes.
- 4  Setting Button **【Setting Status】** Long press to enter current time setting. Long press the setting button and + or - button to enter daily grow plan setting.
- 5  Number Decrease Button **【Setting Status】** Press to decrease number.
- 6  Number Increase Button **【Setting Status】** Press to increase number.

REMOTE CONTROL

ITEM ON:HP-GC202

FCC ID:2BB9HGC202

FCC Caution:

This device complies with part 15 of the FCC Rules. Operation is subject to the following two conditions:

(1) This device may not cause harmful interference, and (2) this device must accept any interference received, including interference that may cause undesired operation.

Any changes or modifications not expressly approved by the party responsible for compliance could void the user's authority to operate the equipment.

NOTE: This equipment has been tested and found to comply with the limits for a Class B digital device, pursuant to Part 15 of the FCC Rules. These limits are designed to provide reasonable protection against harmful interference in a residential installation. This equipment generates, uses and can radiate radio frequency energy and, if not installed and used in accordance with the instructions, may cause harmful interference to radio communications. However, there is no guarantee that interference will not occur in a particular installation.

If this equipment does cause harmful interference to radio or television reception, which can be determined by turning the equipment off and on, the user is encouraged to try to correct the interference by one or more of the following measures:

- Reorient or relocate the receiving antenna.
- Increase the separation between the equipment and receiver.
- Connect the equipment into an outlet on a circuit different from that to which the receiver is connected.
- Consult the dealer or an experienced radio/TV technician for help.

The device has been evaluated to meet general RF exposure requirement. The device can be used in portable exposure condition without restriction.