

---

## APPENDIX-PHOTOGRAPHS OF EUT CONSTRUCTIONAL DETAILS

Photo 1- charger base



Photo 2






Photo 3




Photo 4






Photo 5- Left earphone




Photo 6






Photo 7




Photo 8







Photo 9



Photo 10 - Right earphone



Wire antenna



Photo 11




Photo 12






Photo 13




Photo 14

