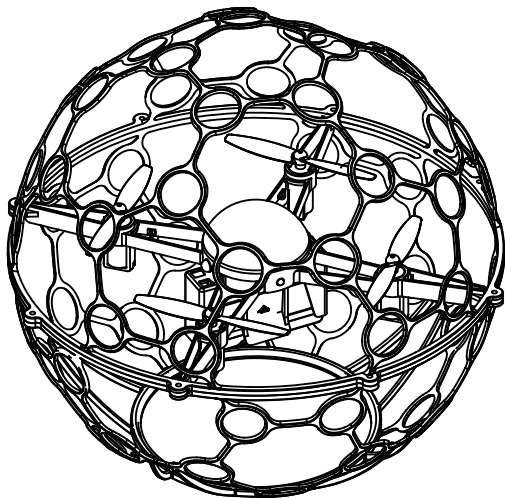


Evolution

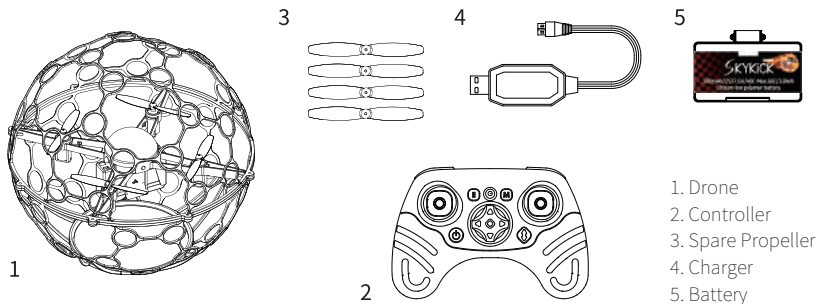
SKYKICK

User Guide

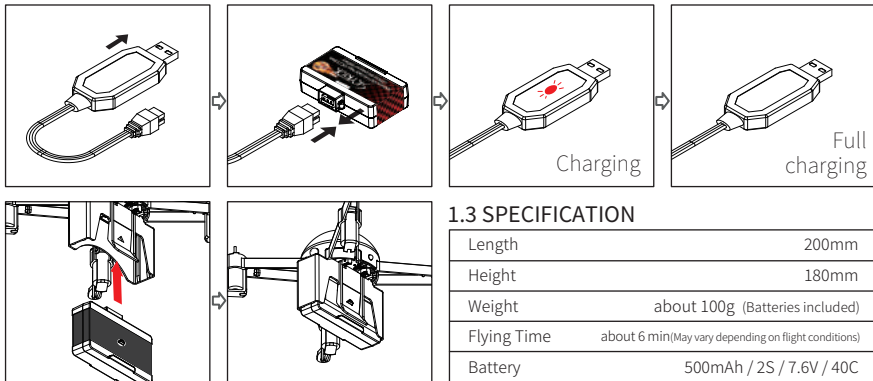


1. Preparation

1.1 CONTENTS



1.2 BATTERY & CHARGING

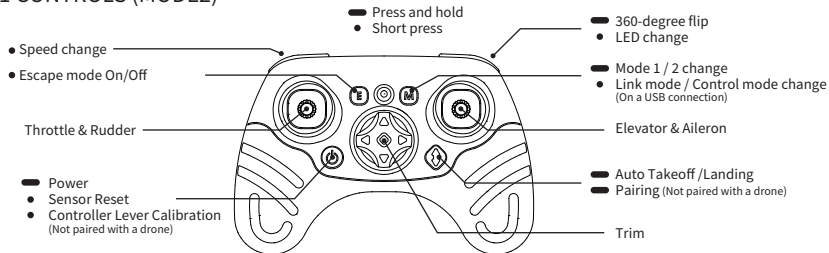


1.3 SPECIFICATION

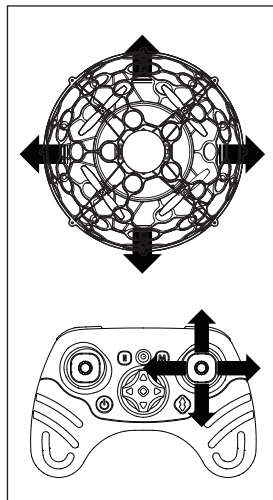
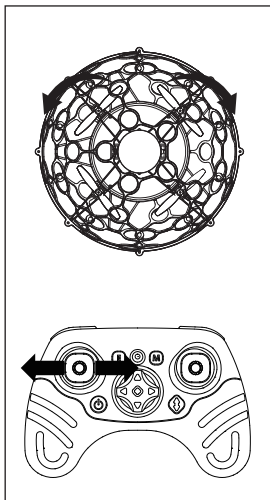
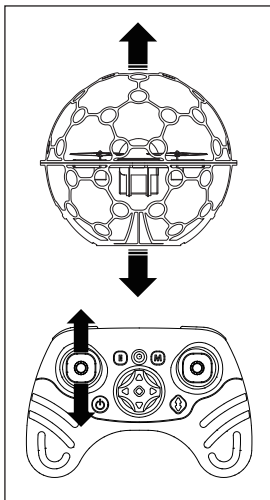
Length	200mm
Height	180mm
Weight	about 100g (Batteries included)
Flying Time	about 6 min.(May vary depending on flight conditions)
Battery	500mAh / 2S / 7.6V / 40C

2. Flight

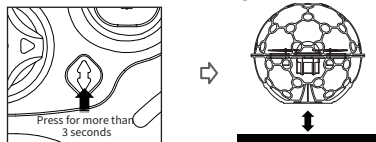
2.1 CONTROLS (MODE2)



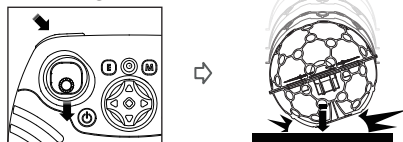
*Controls and feature descriptions are based on Mode 2



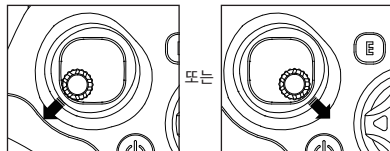
2.2 Auto Takeoff /Landing



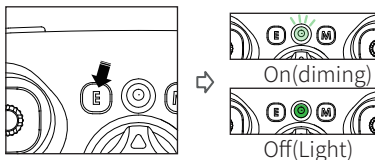
2.3 Emergency stop



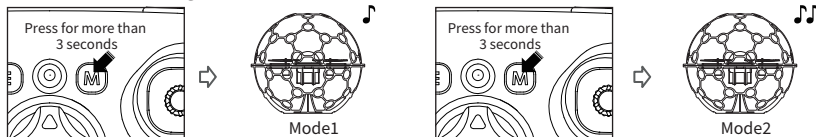
2.4 Motor start & stop (operates in landing state)



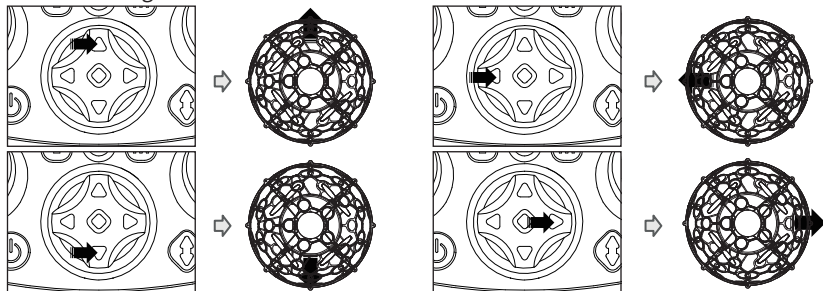
2.5 Escape mode



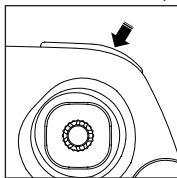
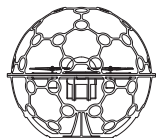
2.6 Mode 1 / 2 change (Can be changed in landed state)



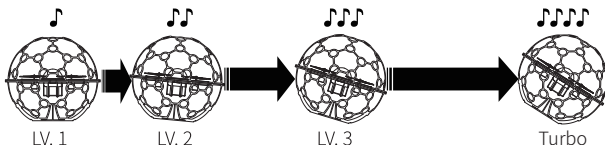
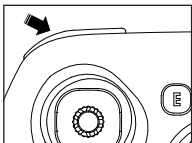
2.7 Trim Settings



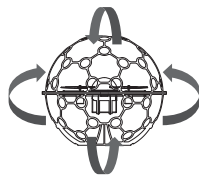
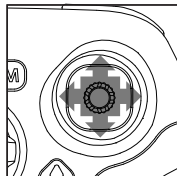
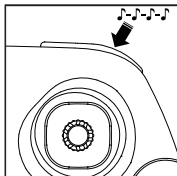
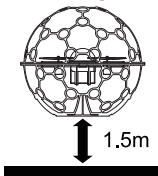
2.8 Change the color of the drone LED (can be changed in the landing state)





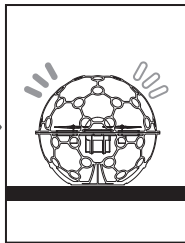
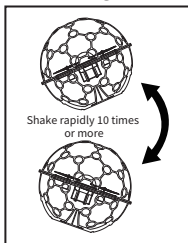
2.9 Adjusting the speed



2.10 360-degree flip (works with battery levels above 50%)

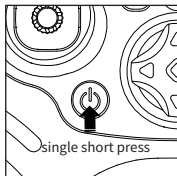
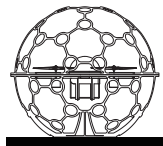


2.11 Pairing (works within 30 seconds after connecting the drone's battery.)



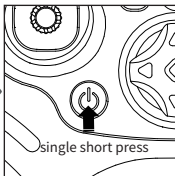
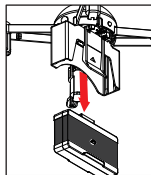
2.12 Sensor Reset

*Proceed if the drone is unable to hover or maneuver normally

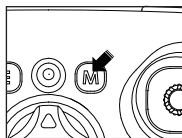
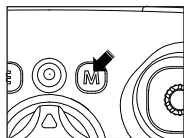
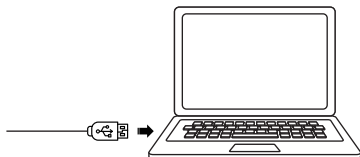
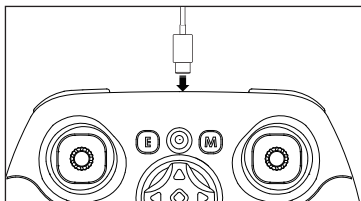


2.13 Controller Lever Calibration

*Proceed without connecting the drone and controller



2.14 USB connection



KO 사용 시 주의사항 및 유지관리

- 14세 이상의 사용자에게 적합합니다.
- 실제 비행 전 조종법을 충분히 숙지하시고, 모든 지시사항과 주의사항을 반드시 따라주세요.
- 작은 부품으로 인한 질식 위험이 있습니다. 어린이와 애완동물의 손이 닿지 않는 곳에 보관해 주세요.
- 본 제품은 실제 비행 전용으로 사용하며, 사람이나 동물 근처에서는 회전하는 프로펠러를 주의해 주세요.
- 비행 중인 스카이익의 프로펠러는 사람이나 물체에 상해를 입힐 수 있습니다. 비행중인 스카이익을 만지기 마십시오. 프로펠러가 완전히 멈출 때까지 기다린 후 스카이익을 조정하십시오.
- 기계와 배터리의 성능은 공기 밀도 및 온도 등의 환경 요인에 따라 달라질 수 있습니다.
- 영하 혹은 고온(40도 이상) 환경에서 비행할 때는 기체 및 배터리의 성능이 저하될 우려가 있으므로 사용을 권장하지 않습니다.
- 사용환경에 따라 기체 이륙 시(약 10초) 고도 유지 기능이 정상적으로 작동되지 않을 수 있습니다.
- 사용자의 시야 안에서 비행하세요.
- 비행이 끝난 후 조도를 임의로 변경하지 마세요.
- 리튬 폴리머 배터리를 사용합니다. 리튬폴리머 배터리의 사용규정을 준수해 주세요.
- 배터리가 끝난 본체에서 배터리를 분리해주세요.
- 다른 전자기기나 자석이 있는 물체, 무전기 등과 멀리 떨어뜨려 주세요.
- 배터리의 충전 시 반드시 본사에서 제공하는 충전기를 사용해 주세요.
- 젖은 손이나 젖은 물건 등으로 배터리를 만지지 말아 주세요. 고장의 원인이 됩니다.
- 조종이 미숙한 어린이는 반드시 보호자의 지도하에 사용해 주세요.

터리 주의사항

- 장시간 충전하지 마세요. 과충전의 원인이 됩니다.
- 반드시 제공된 충전기를 사용하여 충전하세요.
- 절대 배터리를 분해하지 마세요.
- 온도가 높은 환경 또는 가연성 물질 근처에서는 사용을 피해 주세요.
- 통풍이 잘되는 환경에서 충전해 주시고, 충전하는 동안에는 주의를 기울이세요.
- 배터리 보관 또는 운반 시 금속 물체와 함께 두지 마세요.
- 배터리를 가열하거나 불 속에 배터리를 넣지 마세요.
- 배터리를 사용하지 않을 때는 서늘하고 건조한 환경에서 배터리를 보관하세요.

폐기를 처리 방법

- 해당 표시는 수명이 다 된 제품을 기타 생활폐기물과 함께 폐기해서는 안 된다는 것을 의미합니다. 폐기물의 무분별한 폐기는 환경에 피해를 줄 수 있으므로 수명이 다 된 제품은 기타 폐기물과 분리하여 책임감 있는 방식으로 재활용까지 바랍니다.
- 재활용 장소와 방법을 알아보려면 제품을 판매한 판매점이나 구청에 문의하여 주십시오.

품질보증서

품질보증서에 대해서는 스카이익을 구매한 판매점의 판매약관을 참조하시기 바랍니다.

등록상표

CAMTIC, SKYKICK 브랜드와 로고는 CAMTIC사의 등록상표입니다.

본 안내서에 언급된 기타 모든 상표에 대한 소유권은 해당 소유자에게 있습니다.

사생활 침해에 대한 주의사항

허락 없이 특징인의 이미지를 촬영하고 배포하는 행위는 사생활 침해에 해당되므로 이에 대해 경고를 저야 할 수 있습니다. 특히 사생활 촬영하여 녹화된 영상을 보관하거나 인터넷에 배포하려는 경우 촬영하기 전에 반드시 허락을 받으십시오. 특징인의 명성 혹은 존엄성을 침해하거나 훼손할 수 있는 이미지는 배포하지 않습니다.

EN Precautions for Using Lightreonead Maintenance

- This product is suitable for users over the age of 10.
- Sufficiently learn the control techniques before flying the product. Make sure to follow all the instructions and precautionary procedures.
- Small components may pose a risk of choking. Keep them out of reach of children and pets.

- This product is for indoor use only, please be careful of the rotating propellers when flying in the vicinity of people or animals.
- In flight, the propellers of the Skykick can cause injury to people and property. Don't touch the Skykick while it's flying. wait until the propellers have completely stopped before handling the Skykick.
- It is recommended NOT to fly the product at below-zero or high temperatures (40 C or higher) as this may reduce the performance of the drone and battery.
- Depending on the environment, the function for maintaining altitude following take-off (approx. 10 seconds) may not work properly.
- Fly the product within the user's range of vision.
- Do not randomly change the structure of this product.
- Lithium polymer batteries must be used. Follow the rules for lithium polymer battery use.
- After a flight, remove the battery from the product.
- Keep the product at a safe distance from other electronic devices, magnetic objects or wireless equipment
- To charge the battery, make sure to use only the charger provided by CAMTIC
- Touching the battery with wet hands or using a wet object may result in product failure.
- Children who are not experienced in controlling the product must use the product under the guidance of an adult.

Precautions for Using the Battery

- Failure to comply with instructions may cause permanent damage to the battery or its surroundings, and may cause injury.
- Do not charge the battery for long periods. The battery may become overcharged.
- Make sure to charge the battery using the enclosed charger.
- Do not disassemble the battery.
- Avoid using the battery in a hot environment or near combustible objects.
- Charge the battery in locations with good air ventilation and be mindful of it throughout the process.
- Do not store or transport the battery together with a metallic object.
- Do not heat the battery or place it in or near a fire.
- When not using the battery, store it in a cool, dry environment.

Recycling this product



The symbol on this product and on its literature shows that at the end of its life, it is not to be disposed of with household waste. The uncontrolled disposal of waste is harmful to the environment: please separate this from other types of waste and dispose of responsibly. Private individuals are invited to contact the retailer who sold them the product or to ask advice from their local authority to find out how and where it can be recycled.

Warranty

For the warranty conditions please refer to the retailer's General Conditions of Sale where you purchased your SKYKICK.

Registered Trademark

CAMTIC, SKYKICK and the CAMTIC logo are Trademark of CAMTIC. The ownership Rights for all other trademarks mentioned in this manual are held by their respective owners.

Notice regarding the right to privacy

Recording and distributing images of an individual without their consent could constitute a violation of their privacy, for which you may be held liable. Ask for permission before filming individuals, particularly if you want to keep your recordings and/or share them online. Do not distribute any degrading images or those that could undermine an individual's reputation or dignity.

FCC Instructions

FCC Compliance Statement

This device complies with part 15 of the FCC rules. Operation is subject to the following two conditions: (1) This device may not cause harmful interference, and (2) this device must accept any interference received, including interference that may cause undesired operation.

FCC Interference Statement

This equipment has been tested and found to comply with the limits for a Class B digital device, pursuant to part 15 of the FCC Rules. These limits are designed to provide reasonable protection against harmful interference in a residential installation. This equipment generates, uses and can radiate radio frequency energy and, if not installed and used in accordance with the instructions, may cause harmful interference to radio communications. However, there is no guarantee that interference will not occur in a particular installation. If this equipment does cause harmful interference to radio or television reception, which can be determined by turning the equipment off and on, the user is encouraged to correct the interference by one of the following measures:

- Reorient or relocate the receiving antenna.
- Increase the separation between the equipment and receiver.
- Connect the equipment into an outlet on a circuit different from which the receiver is connected.
- Consult the dealer or an experienced radio/TV technician for help.

FCC Caution

Any changes or modifications not expressly approved by the party responsible for compliance could void the user's authority to operate this equipment. This transmitter must not be co-located or operating in conjunction with any other antenna or transmitter.

Drone
Soccer®