

# Instructions for MP5 Player

## 1. Product specification

- 1) Operating voltage:9V ~ 32V(Negative grounding), Working current $\leq$ 10A.
- 2) Operating temperature:-30C° ~ +70C°
- 3) Storage temperature:-40C° ~ +85C°
- 4) FM frequency:87.5MHZ ~ 108.0MHZ. step 200KHZ.
- 5) AM frequency:530KHZ ~ 1710KHZ. step 10KHZ.
- 6) USB Support FAT16/FAT32 format and MP3 music playback. Support BC1.2 charging protocol, output 5V $\pm$ 0.25V, $\leq$ 1500mA
- 7) Bluetooth 2.1,frequency:2.400GHZ ~ 2.4835GHZ.
- 8) Maximum output power: $\geq$ 4x16w,@4 ohm

## 2. Operating instruction

### 2.1 Panel button function



Power button

Short press:Power ON, Long press:Power OFF



Track up

- 1) Radio mode, search up for stations.
- 2) USB mode, select the next song.



Track Down

- 1) Radio mode, search down for stations.
- 2) USB mode, select the previous song.

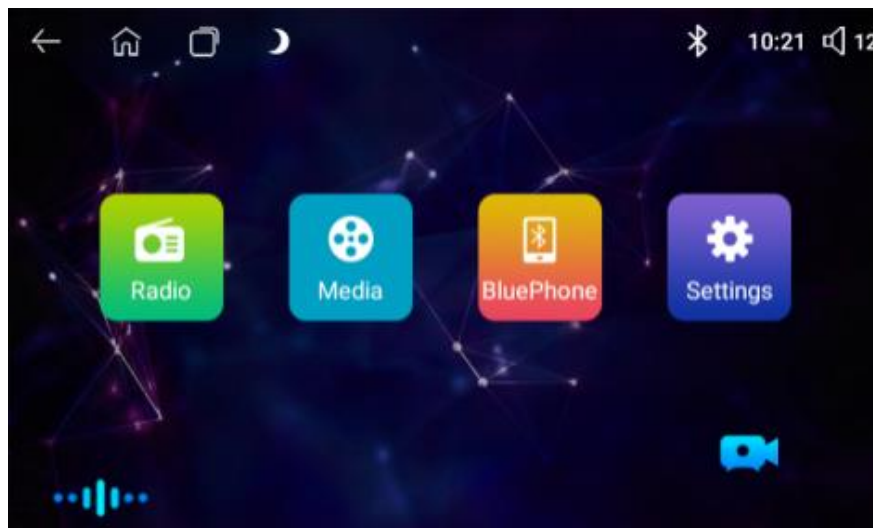


USB port

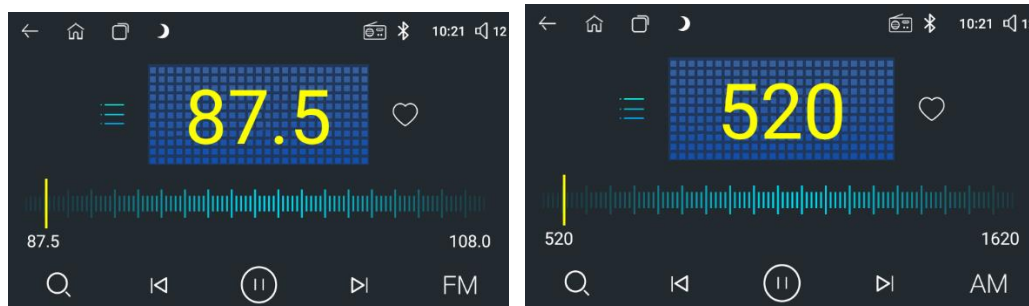
- 1) Connect the USB flash drive and automatically play the music and video files of the USB flash drive.

2) The charging function can be provided by connecting the mobile phone with a USB cable.

## 2.2 Overview of functions on the main screen

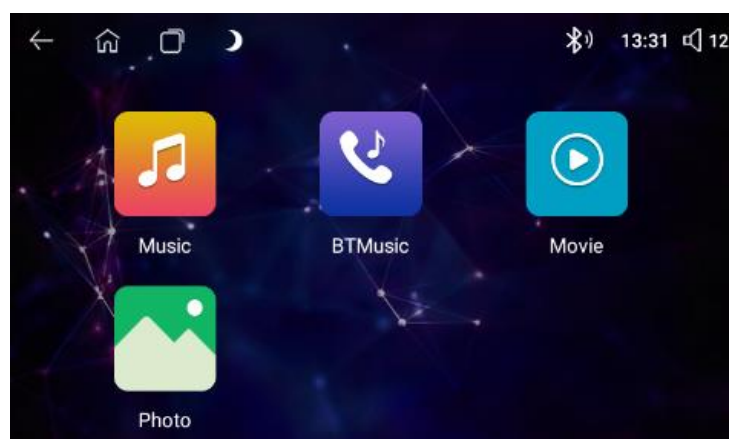


2.2.1 Click the Radio icon to enter the FM or AM radio receiving mode



2.2.2 Click the MEDIA icon to enter the multimedia playback mode

Then, you can choose music, Bluetooth music, movie, picture playback



2.2.3 Click the speaker icon to adjust the volume



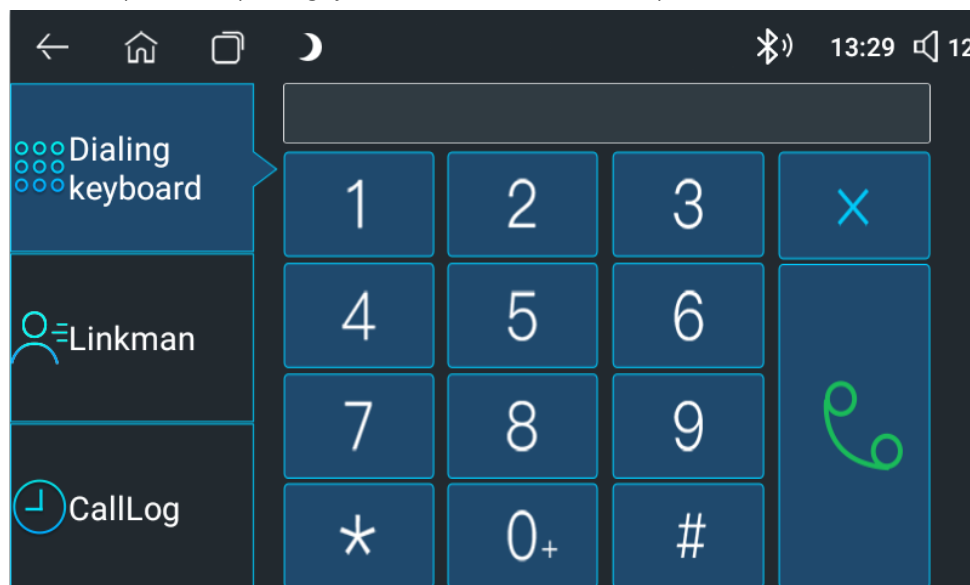
2.2.4 Click the BT Music icon to enter Bluetooth Music mode

Using Bluetooth on your mobile phone, search for a "BM RADIO" device, enter the PIN code :0000, complete the pairing, and then you can play music.

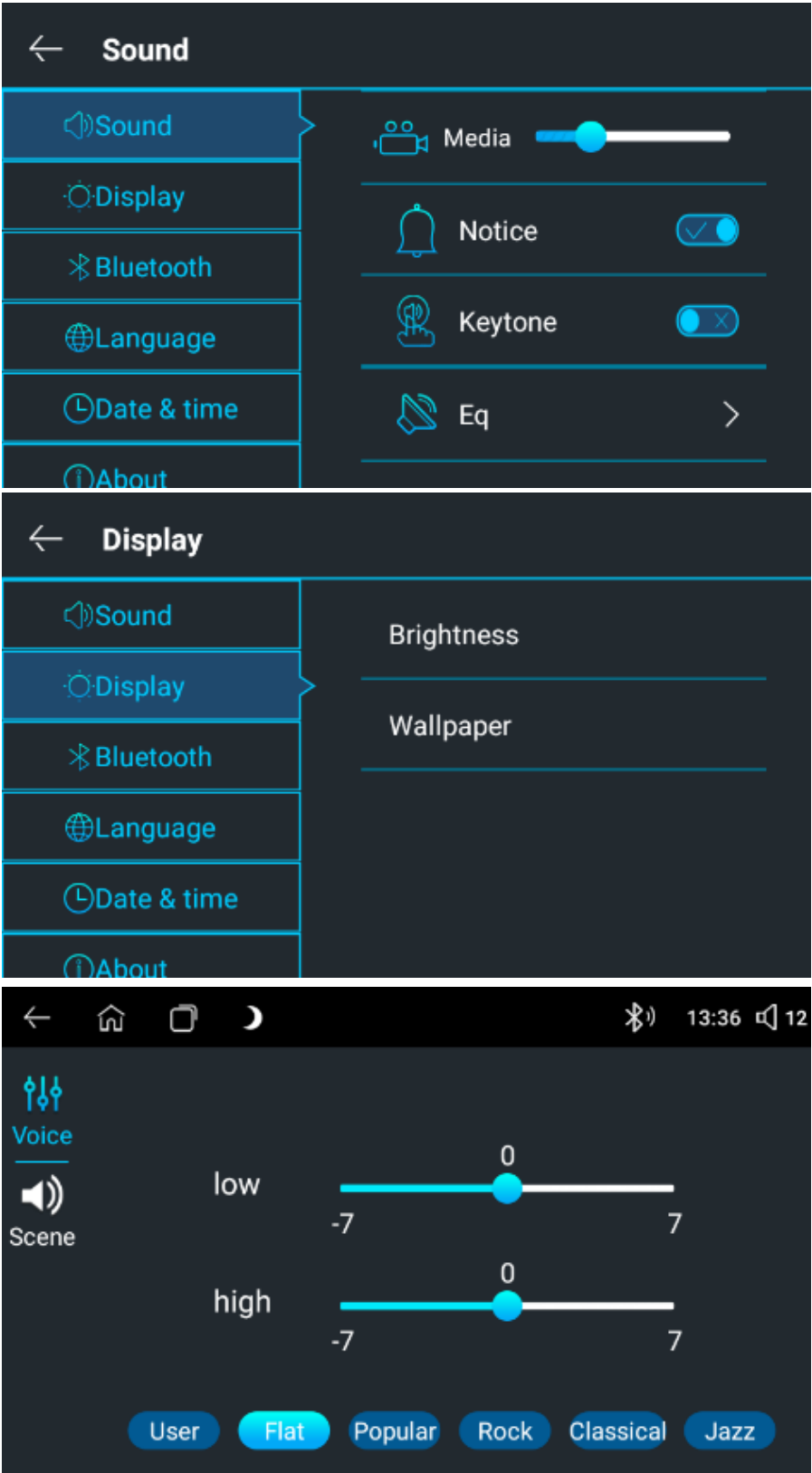


2.2.5 Click the BT Phone icon to enter Bluetooth Music mode

Using the Bluetooth of the mobile phone, search for "BM RADIO" device, enter the PIN code :0000, complete the pairing, you can use the Bluetooth phone.



2.2.6 Click the setting icon to enter the setting mode



### 3. FCC Warning Statement

Changes or modifications not expressly approved by the party responsible for compliance could void the user's authority to operate the equipment.

This equipment has been tested and found to comply with the limits for a Class B digital device, pursuant to Part 15 of the FCC Rules. These limits are designed to provide reasonable protection against harmful interference in a residential installation. This equipment generates uses and can radiate radio frequency energy and, if not installed and used in accordance with the instructions, may cause harmful interference to radio communications. However, there is no guarantee that interference will not occur in a particular installation. If this equipment does cause harmful interference to radio or television reception, which can be determined by turning the equipment off and on, the user is encouraged to try to correct the interference by one or more of the following measures:

- Reorient or relocate the receiving antenna.
- Increase the separation between the equipment and receiver.
- Connect the equipment into an outlet on a circuit different from that to which the receiver is connected.
- Consult the dealer or an experienced radio/TV technician for help.

To maintain compliance with FCC's RF Exposure guidelines, This equipment should be installed and operated with minimum 20cm distance between the radiator and your body: Use only the supplied antenna.