

INTERTEK TESTING SERVICE

Configuration Photographs Radiated Emissions (30MHz - 1GHz) (Front View)




The unit was place at the center of the turntable.

INTERTEK TESTING SERVICE

Configuration Photographs

Radiated Emissions (30MHz - 1GHz)

(Back View)




The unit was place at the center of the turntable.

INTERTEK TESTING SERVICE

Configuration Photographs

Radiated Emissions (Above 1GHz)

(Front View)



The unit was place at the center of the turntable.

INTERTEK TESTING SERVICE

Configuration Photographs

Radiated Emissions (Above 1GHz)

(Back View)




The unit was place at the center of the turntable.

INTERTEK TESTING SERVICE

Configuration Photographs


Worst-Case Conducted Emissions

(Front View)



INTERTEK TESTING SERVICE

Configuration Photographs Worst-Case Conducted Emissions (Left View)



INTERTEK TESTING SERVICE

Configuration Photographs

Worst-Case Conducted Emissions

(Right View)

