



up to 3 hours
total playtime



User's Manual:

SPKRFABV-ASST/
SPKRFABV-BLK/
SPKRFABV-LGRY/
SPKRFABV-BLU

WIRELESS **SPEAKER**

with superior premium sound

Introduction

Thank you for purchasing the Wireless Speaker item **SPKRFABV**. You can connect your speaker with most Bluetooth compatible devices to stream music and use hands-free calling. Please read this manual carefully before setting up and using the speaker.

Important Safety Precautions

When using your Wireless Speaker, basic safety precautions should always be followed including:

1. READ ALL INSTRUCTIONS BEFORE USING YOUR SPEAKER.
2. Do not submerge your speaker in water or place on wet surfaces
3. Do not allow children to play with your speaker without adult supervision. Keep out of reach from infants
4. Do not expose your speaker to excessive heat, flames, or fire.
5. Always press all buttons carefully. Do not mishandle your speaker.
6. Do not use in extremely dry environments as this can lead to static discharge during usage
7. Do not expose your speaker to temperatures above 104°F/ 40°C. Keep out of direct sunlight.
8. Do not attempt to repair this product yourself. Contact a qualified service center if your speaker are in need of service.
9. Do not drop, throw, crush or expose your speaker to excessive physical force
10. Your speaker are not intended for commercial use.
11. Do not place near objects that generate a strong magnetic field.
12. Please recycle or dispose of your speaker properly based on the laws and rules of your municipality. Contact local recycling facilities and/or the manufacturer of your speaker for further information.



BATTERY WARNING:

- The device is equipped with an integrated lithium ion polymer battery. The battery cannot be replaced. Do not attempt to remove the battery from the device.
- Do not dispose of in fire or expose to excessive heat.
- Do not crush, puncture, incinerate, or short circuit external contacts.
- Please recycle or dispose of the battery properly. Contact your local recycling facilities and/or the manufacturer for further information.

Package Contents

- Wireless Speaker
- USB Charging Cable
- User's Manual with Warranty Information

Specifications

Bluetooth Version: V5.3

Bluetooth Range: Up to 33 Feet (10 Meters)

Charging Input: 5V==1A MAX

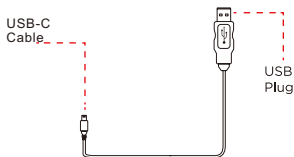
Battery Type: Lithium Ion Battery

Charge Time: Approximately 2 Hours

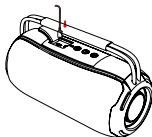
Play Time: Approximately 3 Hours**

***Applicable at 50% of maximum volume. Results will be lower when volume is higher.*

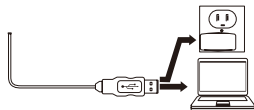
Charging



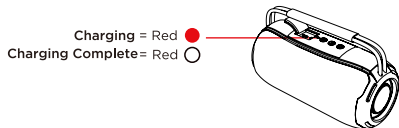
1. The USB charging cable has a USB-C Cable plug and a standard USB plug.



2. Insert the USB charging cable's USB-C Cable plug into the charging port on your speaker.



3. Insert the USB charging cable's standard USB plug into the USB port of a computer or suitable USB charging adapter.



4. The LED Indicator will turn red while the speaker are charging, the red indicator light turns off after charging is completed.

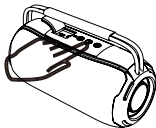
NOTES:

- Charging can take up to two hours to complete when the battery is fully drained.
- Remove the charging cable once charging is complete.
- Overcharging could reduce the life of the battery.
- A charged battery will lose its capacity if it is not used on a regular basis.

Important: To avoid a complete discharge of the battery, charge your speaker at least once every six months.

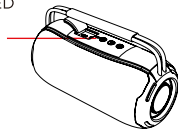
Bluetooth Pairing

PRESS
& HOLD

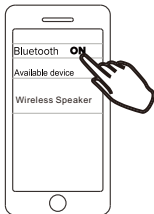


1. Press and hold the Power button for three seconds to turn the speaker On.

Pairing Mode
Flashing Blue & Red LED

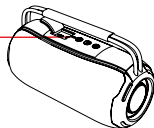


2. The LED Indicator will flash blue indicating the speaker are in pairing mode.



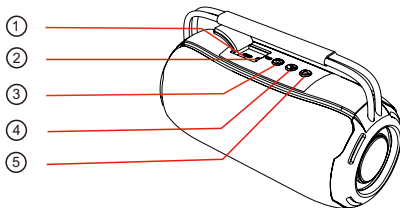
3. On your phone, go into the Bluetooth page in the Settings app. Make sure bluetooth is turned On before connecting to the available device 'Wireless Speaker'.

Paired
Flashing Blue LED



4. The LED Indicator will stay blue indicating the speaker are paired with your phone.

Using Your Speaker



1. Mic hole

2. Aux in hole Insert an auxiliary cable into the AUX jack to listen to music from another device.

3. **Vol. Increase/Next track:** Long press the button to increase the Volume. Press for next track.

4. **Power/Play:** Press and hold the button for three seconds to turn the speaker On and Off.
Press the button to pause and play music.

For phone calls, press the button to answer and end a call. Press and hold the button for three seconds to decline an incoming call. Press two times to redial the last calling number. Press three times to switch between speaker and radio.

5. **Vol. Decrease/Previous Track:** Long press the button to decrease the Volume. Press for pre track.

FM Radio

Press Power/Play button 3 times to enter into FM radio mode. Press Power/Play button one time to search channels. Use Vol increase/Next Track and Vol Decrease/ Pre Track button to select channel.

Before using Fm Radio, pls insert the Usb cable for better reception.

Maintenance and Care

- *Before using your **speaker**, examine **speaker** to make sure that they are clean. Similarly, inspect any ports on your **speaker** to make sure that they are clear of dust and debris before charging.*
- *Use a soft cloth or paper towel to clean your **speaker**.*
- *When cleaning, do not allow moisture to remain inside the **speaker** over long periods of time.*
- *When cleaning, never use any harsh chemicals or detergents for cleaning. Make sure your **speaker** are dry before charging.*
- *Always store your **speaker** in a cool, dry location.*
- *Do not pull or yank on the USB cable while it is connected to your **speaker**. Connect and disconnect cables as carefully as possible.*
- *Please recycle or dispose of your **speaker** properly based on the laws and rules of your municipality. Contact local recycling facilities and/or the manufacturer of your **speaker** for further information.*

FCC Statement

Changes or modifications not expressly approved by the party responsible for compliance could void the user's authority to operate the equipment.

This device complies with Part 15 of the FCC Rules. Operation is subject to the following two conditions: (1) this device may not cause harmful interference, and (2) this device must accept any interference received, including interference that may cause undesired operation.

This equipment has been tested and found to comply with the limits for a Class B digital device, pursuant to Part 15 of the FCC Rules. These limits are designed to provide reasonable protection against harmful interference in a residential installation. This equipment generates, uses and can radiate radio frequency energy and, if not installed and used in accordance with the instructions, may cause harmful interference to radio communications. However, there is no guarantee that interference will not occur in a particular installation.

If this equipment does cause harmful interference to radio or television reception, which can be determined by turning the equipment off and on, the user is encouraged to try to correct the interference by one or more of the following measures:

- Reorient or relocate the receiving antenna.
- Increase the separation between the equipment and receiver.
- Connect the equipment into an outlet on a circuit different from that to which the receiver is connected.
- Consult the dealer or an experienced radio/TV technician for help.

The device has been evaluated to meet general RF exposure requirement. The device can be used in portable exposure condition without restriction.

One Year Warranty

This warranty covers the original consumer purchaser only and is not transferable.

This warranty covers products that fail to function properly UNDER NORMAL USAGE, due to defects in material or workmanship. Your product will be repaired or replaced at no charge for parts or labor for a period of one year.

What Is Not Covered by Warranty

Damages or malfunctions not resulting from defects in material or workmanship and damages or malfunctions from other than normal use, including but limited to, repair by unauthorized parties, tampering, modification or accident.

To Obtain Warranty Service and Troubleshooting Information:

Call 1-800-592-9541 or visit our website at www.vivitar.com

To receive warranty service along with the name and address of an authorized product service center, the original consumer purchaser must contact us for problem determination and service procedures. Proof of purchase in the form of a bill of sale or receipted invoice, evidencing that the product is within the applicable warranty period(s), MUST be presented in order to obtain the requested service. It is your responsibility to properly package and send any defective products along with a dated copy of proof of purchase, a written explanation of the problem, and a valid return address to the authorized service center at your expense. Do not include any other items or accessories with the defective product. Any products received by the authorized service center that are not covered by warranty will be returned unrepaid.

One Year Warranty (continued)

NO WARRANTIES, WHETHER EXPRESS OR IMPLIED, INCLUDING, BUT NOT LIMITED TO, ANY IMPLIED WARRANTIES OF MERCHANTABILITY OR FITNESS FOR A PARTICULAR PURPOSE, OTHER THAN THOSE EXPRESSLY DESCRIBED ABOVE SHALL APPLY. DISTRIBUTOR FURTHER DISCLAIMS ALL WARRANTIES AFTER THE EXPRESS WARRANTY PERIOD STATED ABOVE. NO OTHER EXPRESS WARRANTY OR GUARANTY GIVEN BY ANY PERSON, FIRM OR ENTITY WITH RESPECT TO THE PRODUCT SHALL BE BINDING ON DISTRIBUTOR. REPAIR, REPLACEMENT, OR REFUND OF THE ORIGINAL PURCHASE PRICE - AT DISTRIBUTOR'S SOLE DISCRETION - ARE THE EXCLUSIVE REMEDIES OF THE CONSUMER. IN NO EVENT WILL DISTRIBUTOR, ITS MANUFACTURERS, OR SAKAR INT. BE LIABLE FOR ANY INCIDENTAL, DIRECT, INDIRECT, SPECIAL, PUNITIVE OR CONSEQUENTIAL DAMAGES (SUCH AS, BUT NOT LIMITED TO, DAMAGES FOR LOSS OF PROFITS, BUSINESS, SAVINGS, DATA OR RECORDS) CAUSED BY THE USE, MISUSE OR INABILITY TO USE THE PRODUCT. EXCEPT AS STATED HEREIN, NO OTHER WARRANTIES SHALL APPLY. NOTWITHSTANDING THE FOREGOING, CONSUMER'S RECOVERY AGAINST DISTRIBUTOR SHALL NOT EXCEED THE PURCHASE PRICE OF THE PRODUCT SOLD BY DISTRIBUTOR. THIS WARRANTY SHALL NOT EXTEND TO ANYONE OTHER THAN THE ORIGINAL CONSUMER WHO PURCHASED THE PRODUCT AND IS NOT TRANSFERABLE.

Some countries, states or provinces do not allow the exclusion or limitation of incidental or consequential damages or allow limitations on warranties, so limitation or exclusions may not apply to you. This warranty gives you specific legal rights, and you may have other rights that vary from state to state or province to province. Contact your authorized retailer to determine if another warranty applies.



•
iCONCEPTS