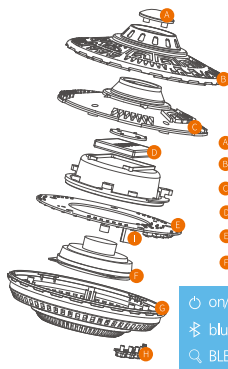




MagiiDisc User's manual

M1



- 1 guide light
- 2 top cover
- 3 transparent plate
- 4 lithium battery
- 5 light board
- 6 trumpet
- 7 bottom cover
- 8 button
- 9 charging port

- ⏻ on/off
- 🔗 bluetooth
- 🔍 BLE network searching
- 🔊 volume up
- 🔊 volume down
- 📶 local music

Notice: This figure shows the configuration of the host, and the function of the mate is slightly different from that of the host.

INTRODUCTION

Congratulations on your purchase and welcome to Magii! To fully benefit from the support that Magii offers, please download Magii life App and register your personal information.

IMPORTANT SAFETY INFORMATION

Read this important information carefully before you use the appliance and save it for future reference. Keep the charger and/or product away from water. Do not place or store the appliance where it can fall into a pool or wet place.

WARNINGS

his appliance can be used by children and persons with reduced physical, sensory or mental capabilities or lack of experience and knowledge if they have been given supervision or instruction concerning use of the appliance in a safe way and understand the hazards involved. Cleaning and user maintenance shall not be made by children without supervision

DOWNLOAD

This product can be used without connecting to Bluetooth. If you want to get more functions, you must use it with Magii life APP. Please scan the QR code beside to download APP, you can also search "Magii life APP" in the mobile app store and download it directly.



FOLLOW US

For more product usage tutorials and promotional information, please follow our TikTok official account: magii_sport. If you shoot and publish product usage videos and @magii_sport, you will have a chance to get fans' benefits!



PACKAGE LIST



PACKAGE LIST×1



Type-c charging cable×1



MagiiDisc host×1 mate×2

BEFORE USE

Product notice: MagiiDisc is used by a host and multiple mates through Bluetooth networking, standard configuration which consists of 1 host and 2 mates. The factory settings have helped users configure the LAN. Users can increase the number of mates according to their own needs to unlock more interesting ways to play.

LOCAL MODE

Keep the host and mate of the MagiiDisc in the power-on state, press the key to play the built-in local music, press again the button to switch to the next music.

BLUETOOTH MODE

Press the key to match the Bluetooth of the mobile phone. When the connection is successful, open any music player software, select your favorite music to play.

GUIDE MODE

After the music starts, the light on the top of the MagiiDisc will randomly turn into red, next please lightly touch it with your hands/feet until the guide light goes out. Then it will light up another signal automatically.

BLE NETWORKING MODE

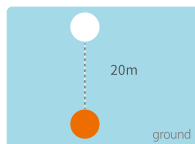
The top cover and the bottom cover of the MagiiDisc are equipped with 5 and 7 RGB LED chips respectively, and the LED lights will change with the rhythm of the music, showing a variety of lighting effects. According to your preferences, you can choose light mode.

BLE NETWORKING MODE

This mode is only for adding a new mate disc, which needs to be added to the existing LAN. First, press the host's key, press and hold the key of mate disc at the same time, and then observe the change of the light on the top cover of the mate disc. After the light color turning in to blue, it means that the network is successfully established.

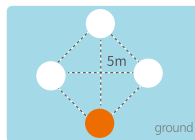
MagiiDisc, Make Sports More Fun

1. Practice running



Scenes: outdoor, ground
Disc amount: 2+
Player: 1
Project: switchback run
Light mode: slap off
Target: anaerobic training, speed in disguise, body coordination ability etc.
Difficulty: ★★ ★★
Entertainment: ♥♥

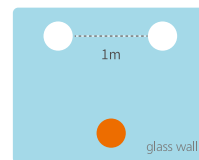
2. Football training



Scenes: outdoor, playground
Disc amount: 4
Player: 4
Project: pass the ball in fixed spot
Light mode: slap off
Target: passing accuracy training, reaction speed
Difficulty: ★★ ★★
Entertainment: ♥♥ ♥♥ ♥♥

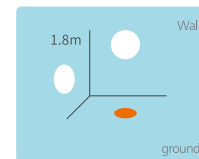
MagiiDisc, Make body Healthier

1. Relax the cervical spine



Scenes: indoor, on the wall
Disc amount: 3+
Player: 1
Project: shoulder and neck relax/recover
Light mode: slap off
Target: relax cervical spine and shoulder muscles
Difficulty: ★★ ★★
Entertainment: ♥♥ ♥♥ ♥♥

2. Fitness: fat burning exercise



Scenes: indoor, on the wall
Disc amount: 3+
Player: 1
Project: sweating and fat burning
Light mode: slap off
Target: cardiopulmonary exercise, whole body exercise
Difficulty: ★★ ★★ ★★
Entertainment: ♥♥ ♥♥ ♥♥

Let's develop more interesting scenes

BATTERY STATUS

MagiiDisc can be used for about 3 hours when it is fully charged. The light will dim when battery is weak. The remaining power of the host disc can be checked from the Magii APP. The charging indicator light is red when charging, the light turns off when fully charged. This product does not support fast charging.



Shanghai Magii Technologies CO.,LTD.

Brand: (Magii) Model: M1

Product Name: Sports Disc

Rated Power: DCSV 1A Serial No: On the packing box

Standard: GB8898-2011 EN 300328-2017

Date: D M Y



国际保修卡

International Warranty Garantie Internationale

Retailer/ 销售商

Reference/ 型号

Serial No./ 序列号

Date of purchase/ 购买日期

中国制造 Made in China

FCC Statement

This equipment has been tested and found to comply with the limits for a Class B digital device, pursuant to part 15 of the FCC Rules. These limits are designed to provide reasonable protection against harmful interference in a residential installation. This equipment generates, uses and can radiate radio frequency energy and, if not installed and used in accordance with the instructions, may cause harmful interference to radio communications. However, there is no guarantee that interference will not occur in a particular installation. If this equipment does cause harmful interference to radio or television reception, which can be determined by turning the equipment off and on, the user is encouraged to try to correct the interference by one or more of the following measures:

- Reorient or relocate the receiving antenna.
- Increase the separation between the equipment and receiver.
- Connect the equipment into an outlet on a circuit different from that to which the receiver is connected.
- Consult the dealer or an experienced radio/TV technician for help.

Caution: Any changes or modifications to this device not explicitly approved by manufacturer could void your authority to operate this equipment.

This device complies with part 15 of the FCC Rules. Operation is subject to the following two conditions: (1) This device may not cause harmful interference, and (2) this device must accept any interference received, including interference that may cause undesired operation.

RF Exposure Information

The device has been evaluated to meet general RF exposure requirement. The device can be used in portable exposure condition without restriction.