

CUBETTO

# Instruction Guide

Book 0



## BE CAREFUL!

Warning! Not suitable for children under 3 years. Small parts. Choking Hazard. Only operate the toy indoors under adult supervision. Assemble and set up with an adult too. Do not open your Cubetto, remove internal components, operate if damaged, and/or if broken.

Rechargeable batteries can be used, but may not last long. Do not mix alkaline batteries, standard (carbon-zinc) or rechargeable (nikel-cadmium) batteries. Remove batteries after long periods of inactivity. Non-rechargeable batteries are not to be recharged. Rechargeable batteries are only to be charged under adult supervision. Rechargeable batteries are to be removed from the toy before being charged. Different types of batteries or new and used batteries are not to be mixed. Batteries are to be inserted with the correct polarity. Exhausted batteries are to be removed from the toy. The supply terminals are not to be short-circuited.

## For tips & hints on using the playset visit [primotoys.com/resources](https://primotoys.com/resources)

## Illustrations by Momo

For other languages visit  
[www.primotoys.com/manuals\\_and\\_books](https://www.primotoys.com/manuals_and_books)



- DE** Bedienungsanleitungen & Geschichtenbücher
- NL** Handleidingen & Verhalenboeken
- CZ** Návodů k použití & Knihy s příběhy
- FR** Modes d'emploi & Livres d'histoire
- ES** Manuales de instrucciones & Libros de cuentos

Hi!

I'm Cubetto, the little wooden robot who loves to explore and play, but I need your help!

Will you be my friend and help me find my way?

Let's get started!

In my box you will find:

1. Me! - Cubetto the wooden robot
2. Interface Board - My control panel
3. 16 Blocks - My commands
4. World Map - My playground for adventure!





## Cubetto

I'm always ready for adventure. Take me out of the box so we can meet!

As you can see, I have two wheels.  
Each wheel has one motor.

My shell is wood, my bones are plastic,  
and my brain is a computer.

All that's missing is you to give me  
directions.





Queue


2

## Board

My Board is very important. It's how you talk to me.

Use it with my colourful blocks and tell me where to go.


On my Board are my Queue, my Function Line, and a Go button.



Go



Function Line



### 3

## Blocks

My blocks come in different shapes and colours. Each one gives me a different instruction.

When you place a block into my Board and hit Go I will make my move.

A series of blocks in a row is called a program.

These are my basic commands:

Green - moves me forward 15 cm


Red - turns me right 90°

Yellow - turns me left 90°

Blue - executes a function



Forward




Right



Left



Function




## 4


## World Map

My maps are playgrounds for our adventures. There are many exciting places we can explore together.

Do you see how it is made up of lots of squares? This is called a grid. It will help you see where I can go.

I love new experiences and have several maps to collect. Whenever you're ready for something new, just grab a new map!


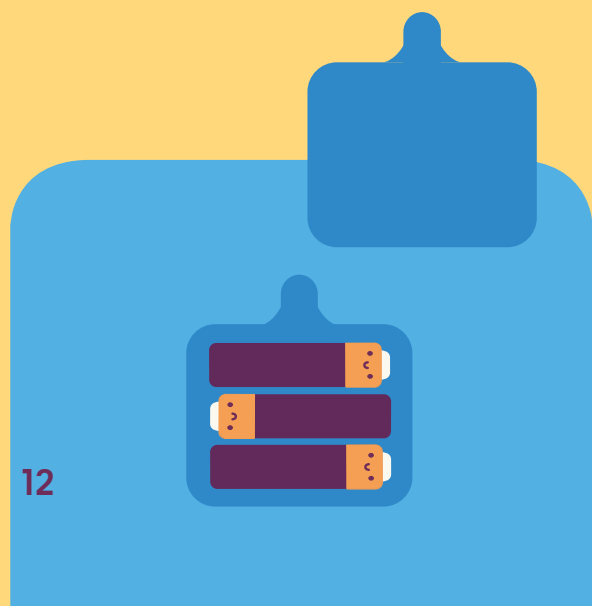




## 5 Power and pair

To get me started I need six AA batteries, three for me, and three for my Board.

Flip us upside down and insert the batteries. Once done, switch us both ON. I will beep and my Board's lights will flash.



Next, we need to be paired. Do this by placing one green block on the first space of the board and hit Go.

I should move forward. If I don't, turn us both off, then try again.




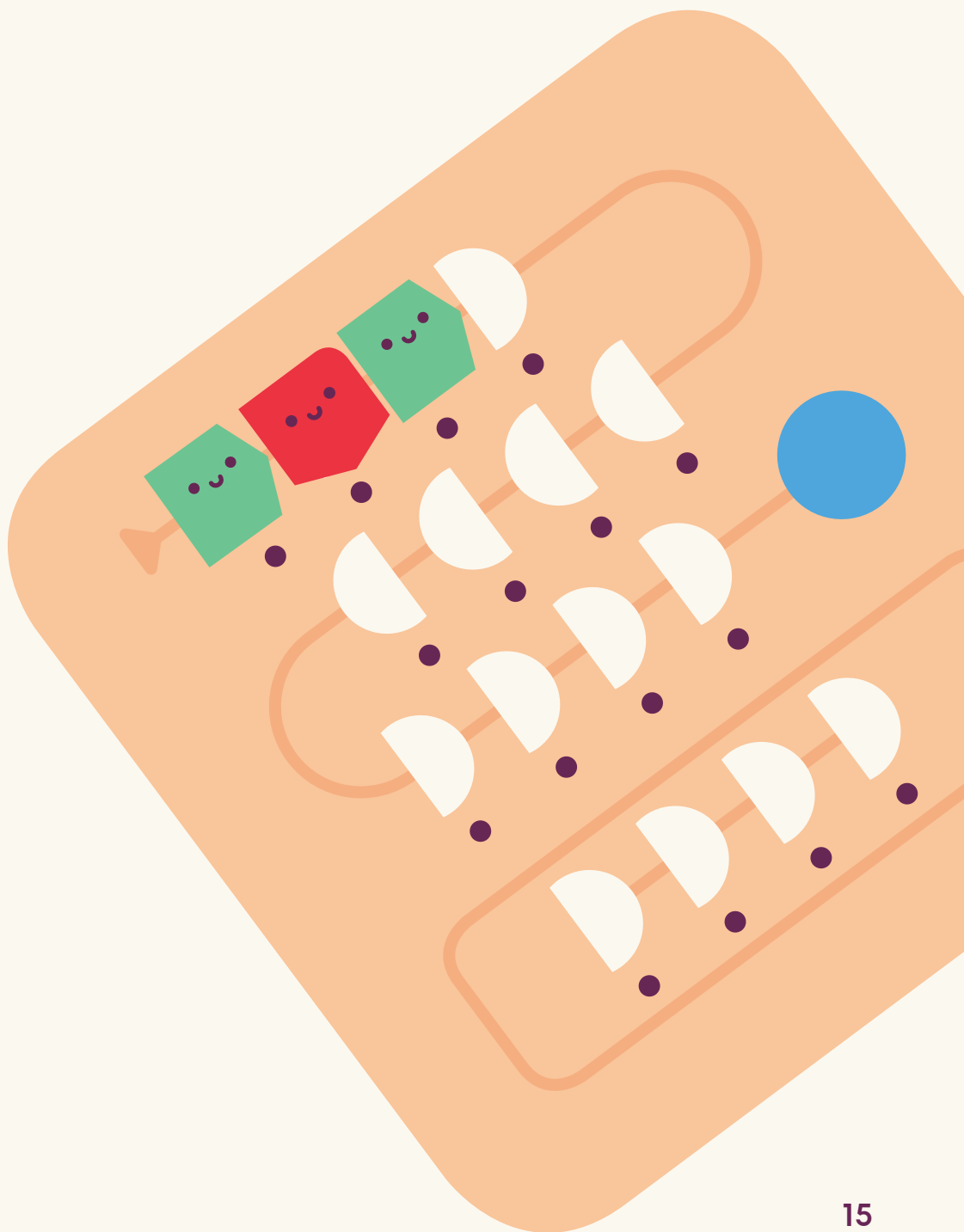
## 6 Programming Cubetto

To write a program, place the blocks in a sequence on my Board.

Notice how my Queue curves like a snake? This is the order you must follow.

Once you've written your program, hit the Go button and watch me head off.





## 7

## Function Line

Remember the Function Line? It can do some really cool things.  
Let me teach you...

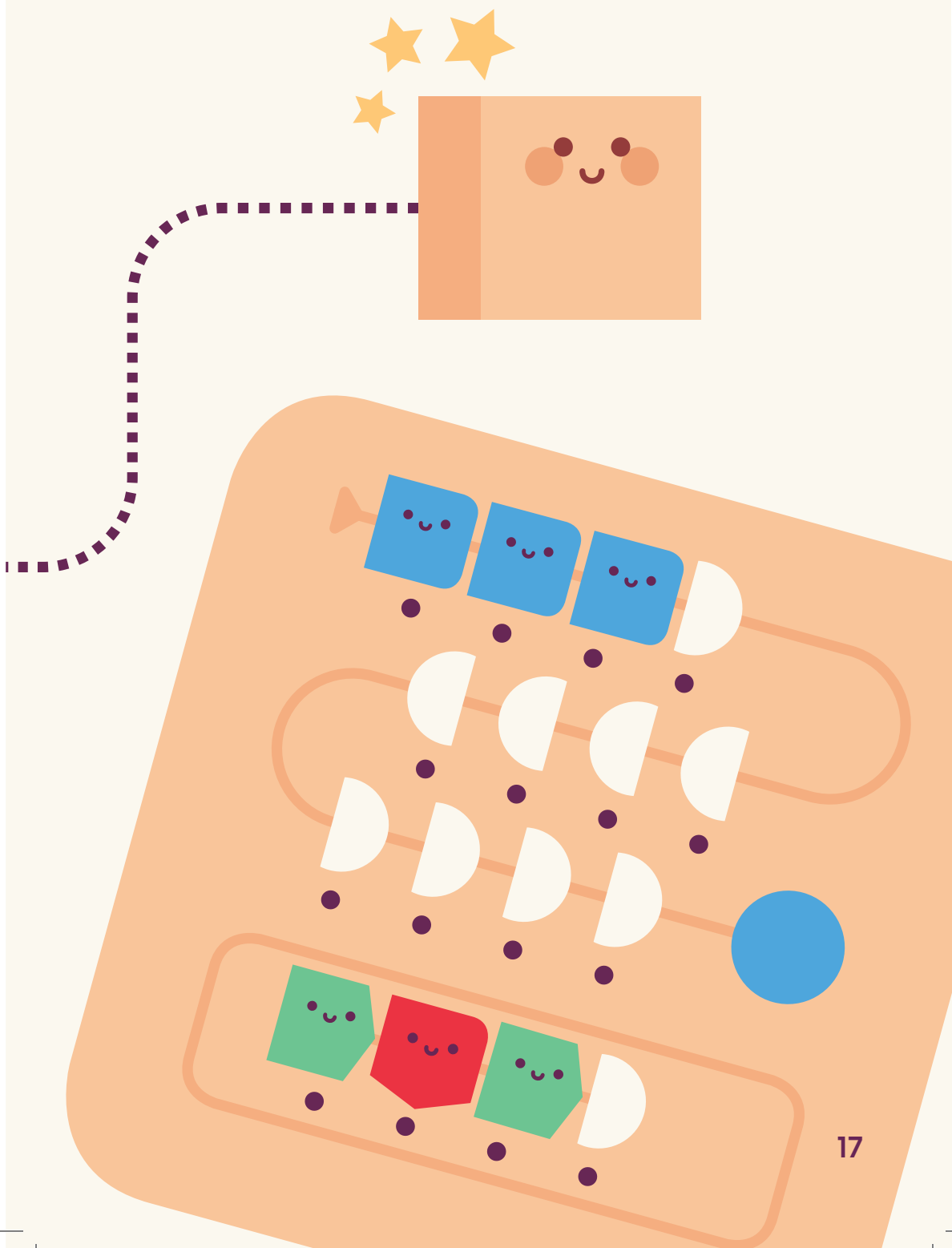
If you want to give the same set of directions more than once, put that sequence in the Function Line.

Now you can use the blue block in the Queue every time you want to recall that sequence.

This is called a subroutine.










Now that you know all about me, let's play!

When you are ready, open Cubetto's First Day  
to learn a little more and see if you're up to  
some challenges!



# Need help?

Want it in your school? [edu@primotoys.com](mailto:edu@primotoys.com)

Want to chat with us? [support@primotoys.com](mailto:support@primotoys.com)

This equipment has been tested and found to comply with the limits for a Class B digital device, pursuant to part 15 of the FCC Rules. These limits are designed to provide reasonable protection against harmful interference in a residential installation. This equipment generates, uses and can radiate radio frequency energy and, if not installed and used in accordance with the instruction, may cause harmful interference to radio communications. However, there is no guarantee that interference will not occur in a particular installation. If this equipment does cause harmful interference to radio or television reception, which can be determined by turning the equipment off and on, the user is encouraged to try to correct the interference by one or more of the following measures:

- Reorient or relocate the receiving antenna
- Increase the separation between the equipment and receiver.
- Connect the equipment into an outlet on a circuit different from that to which the receiver is connected.
- Consult the dealer or an experienced radio/TV technician for help.

Changed or modifications not expressly approved by the party responsible for compliance could void the user's authority to operate equipment.

Cubetto

FCC Statement: This device complies with Part 15 of the FCC Rules. Operation is subject to the following two conditions:

- (1) This device may not cause harmful interference.
- (2) This device must accept any interference received, including interference that may cause undesired operation.

IC Statement: This device contains licence-exempt transmitter(s)/receiver(s) that comply with Innovation, Science and Economic Development Canada's licence-exempt RSS(s). Operation is subject to the following two conditions:

- (1) This device may not cause interference.
  - (2) This device must accept any interference, including interference that may cause undesired operation of the device.
- L'émetteur/récepteur exempt de licence contenu dans le présent appareil est conforme aux CNR d'Innovation, Sciences et Développement économique Canada applicables aux appareils radio exempts de licence. L'exploitation est autorisée aux deux conditions suivantes :
- (1) L'appareil ne doit pas produire de brouillage;
  - (2) L'appareil doit accepter tout brouillage radioélectrique subi, même si le brouillage est susceptible d'en compromettre le fonctionnement.



Interface

IC Statement:

This device contains licence-exempt transmitter(s)/receiver(s) that comply with Innovation, Science and Economic Development Canada's licence-exempt RSS(s). Operation is subject to the following two conditions:

- (1) This device may not cause interference.
  - (2) This device must accept any interference, including interference that may cause undesired operation of the device.
- L'émetteur/récepteur exempt de licence contenu dans le présent appareil est conforme aux CNR d'Innovation, Sciences et Développement économique Canada applicables aux appareils radio exempts de licence. L'exploitation est autorisée aux deux conditions suivantes :
- (1) L'appareil ne doit pas produire de brouillage;
  - (2) L'appareil doit accepter tout brouillage radioélectrique subi, même si le brouillage est susceptible d'en compromettre le fonctionnement.



**Manufactured by MORAVIA Consulting spol. s r.o.**  
**Olomoucká 83, 627 00 Brno,**  
**Czech Republic**

Designed in London, printed in China

2021© MORAVIA Consulting spol. s r.o.

ALL RIGHTS RESERVED

**PRIMO** by FIAMO

**primotoys.com**

**FR**  
**DONNEZ**  
OU  
**RECYCLEZ**

  OU  MAGASIN OU  DÉCHÈTERIE

ASSOCIATION

Adresses sur [quefairedemesdechets.fr](http://quefairedemesdechets.fr)

**FR**  
Cet appareil,  
ses accessoires  
et piles  
se recyclent

  À DÉPOSER  
EN MAGASIN OU  À DÉPOSER  
EN DÉCHÈTERIE

Points de collecte sur [www.quefairedemesdechets.fr](http://www.quefairedemesdechets.fr)  
Privilégiez la réparation ou le don de votre appareil !

Do not mix old and new batteries.

Do not mix alkaline, standard (carbon-zinc), or rechargeable batteries.