

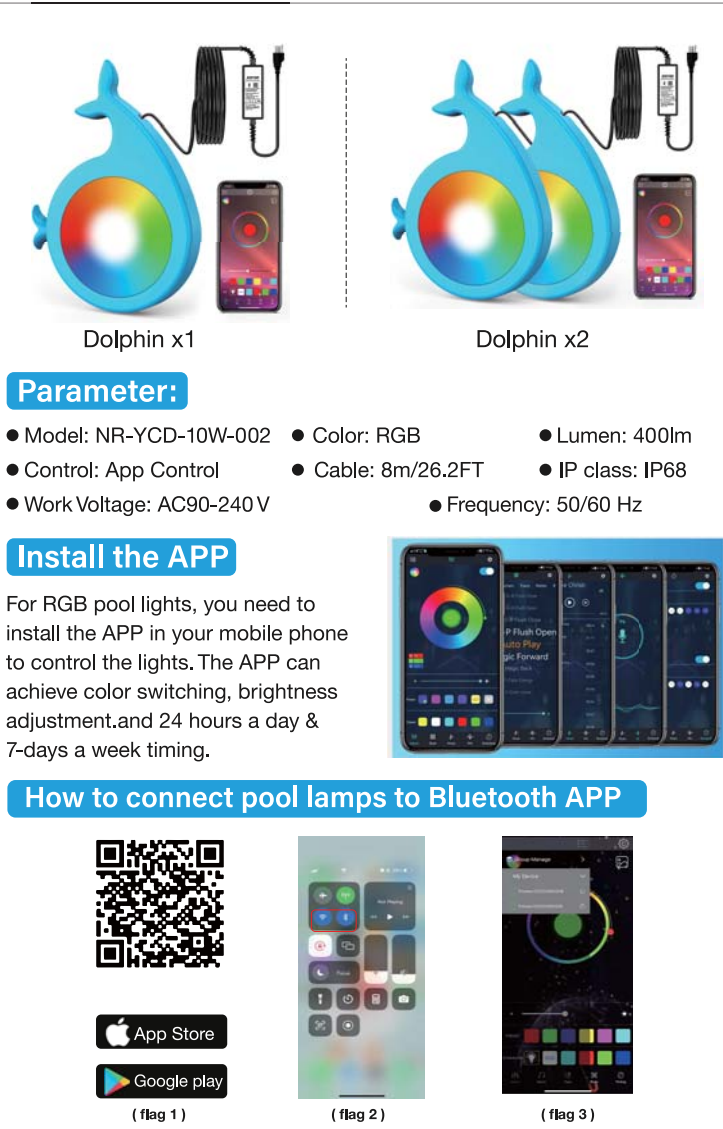
说明书尺寸：110*150mm

正面

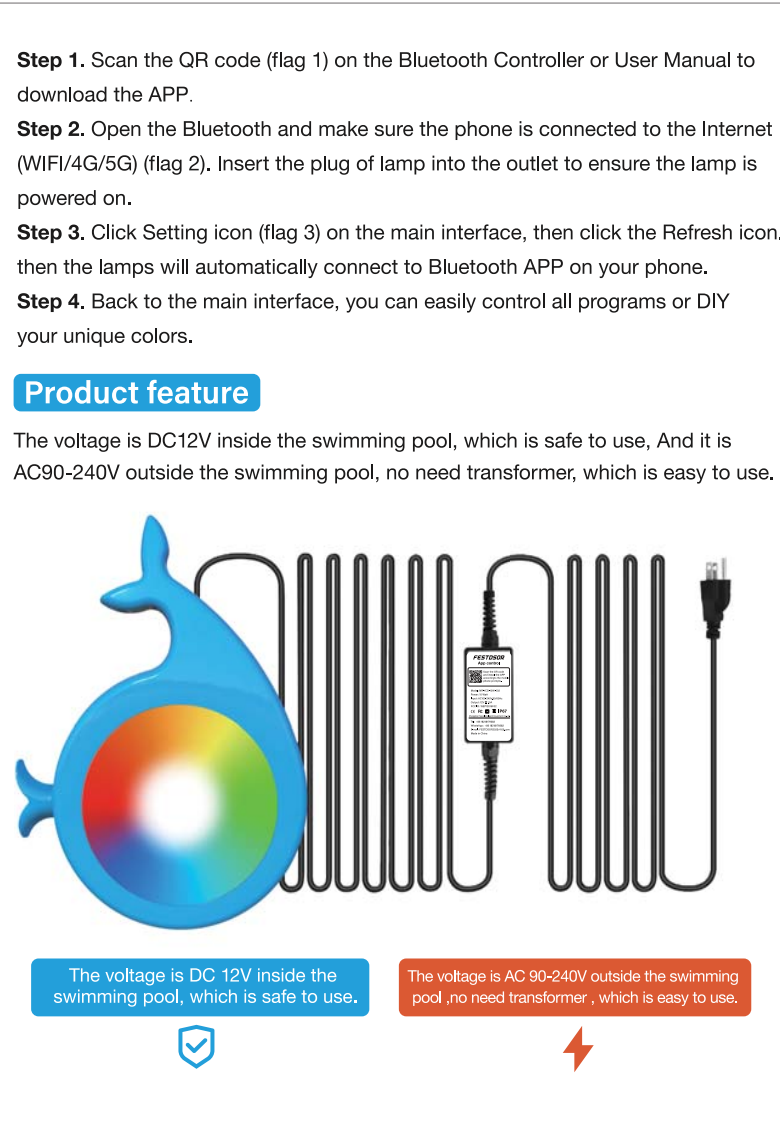
150mm



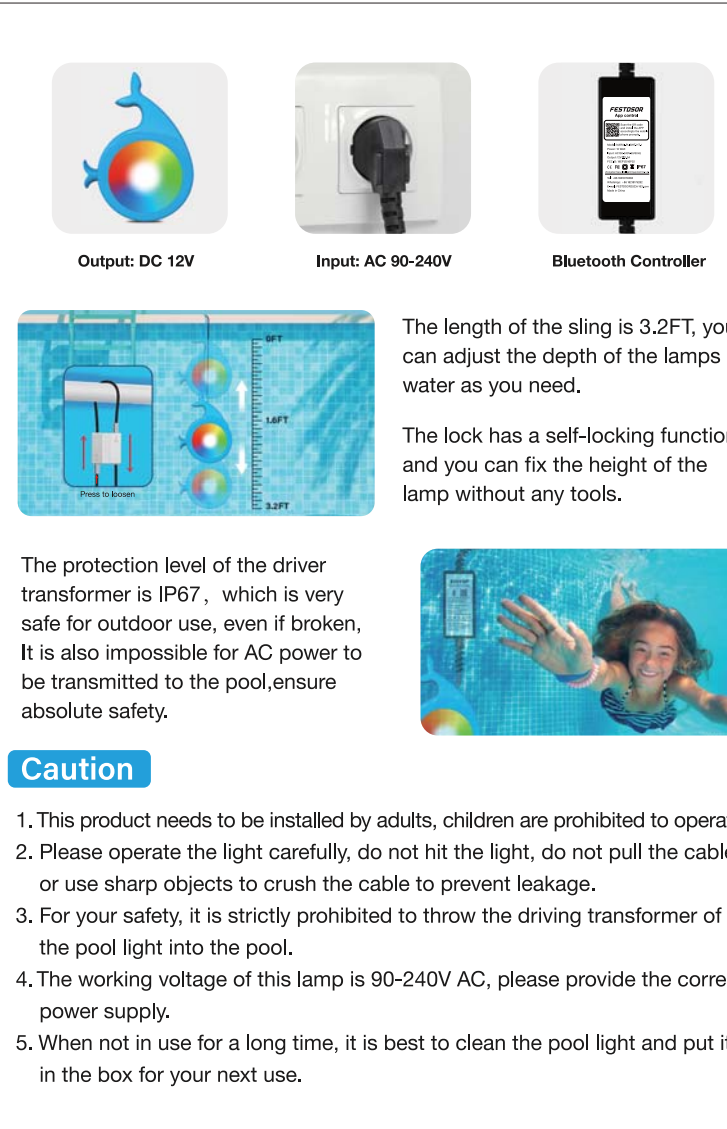
110mm



110mm



110mm



110mm

FCC WARNING

This device complies with part 15 of the FCC Rules. Operation is subject to the following two conditions: (1) this device may not cause harmful interference, and (2) this device must accept any interference received, including interference that may cause undesired operation.

Any changes or modifications not expressly approved by the party responsible for compliance could void the user's authority to operate the equipment.

NOTE: This equipment has been tested and found to comply with the limits for a Class B digital device, pursuant to Part 15 of the FCC Rules. These limits are designed to provide reasonable protection against harmful interference in a residential installation. This equipment generates, uses and can radiate radio frequency energy and, if not installed and used in accordance with the instructions, may cause harmful interference to radio communications.

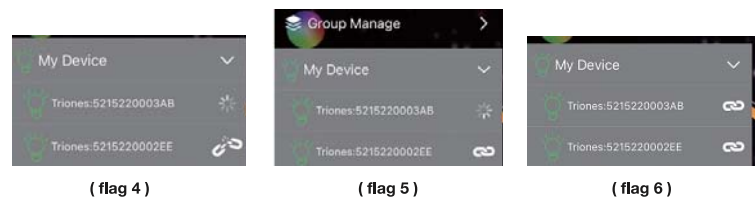
However, there is no guarantee that interference will not occur in a particular installation. If this equipment does cause harmful interference to radio or television reception, which can be determined by turning the equipment off and on, the user is encouraged to try to correct the interference by one or more of the following measures:

- Reorient or relocate the receiving antenna.
 - Increase the separation between the equipment and receiver.
 - Connect the equipment into an outlet on a circuit different from that to which the receiver is connected.
 - Consult the dealer or an experienced radio/TV technician for help.
- To maintain compliance with FCC's RF Exposure guidelines, This equipment should be installed and operated with minimum 20cm distance between the radiator and your body: Use only the supplied antenna.

110mm

背面

150mm

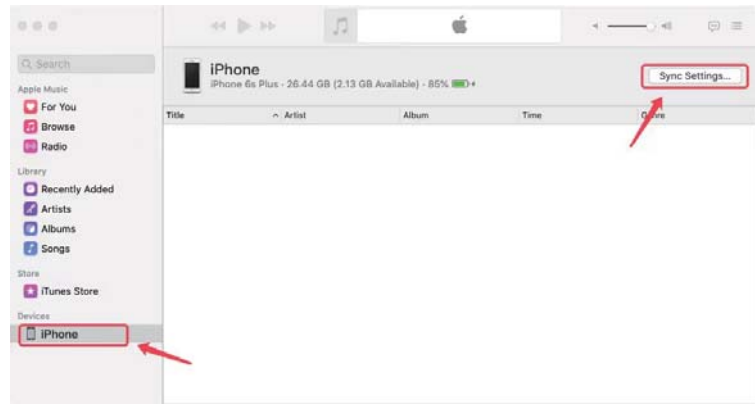


Q: What should I do if my phone's APP can not control the LED lamps?
A: 1.Click "My Devices" icon(flag 4) if the link flag is disconnected, indicating that the Bluetooth is disconnected to the lamps (flag 5).
2.click "My Devices" icon again,the link flag will change from disconnected (flag 4)to connected indicating(flag 6) successful connection.

If you have multiple lights, you can set here to control one light or multiple lights at the same time, click the icon on the right to toggle the lock status.

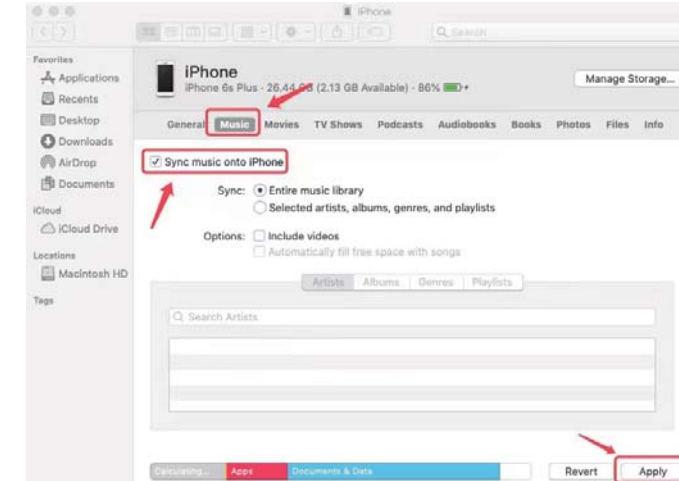
Sync Music Guide

Connect Your phone to your Mac computer and open the music
Step1: Slect devices"iphone"and open'sync settings".

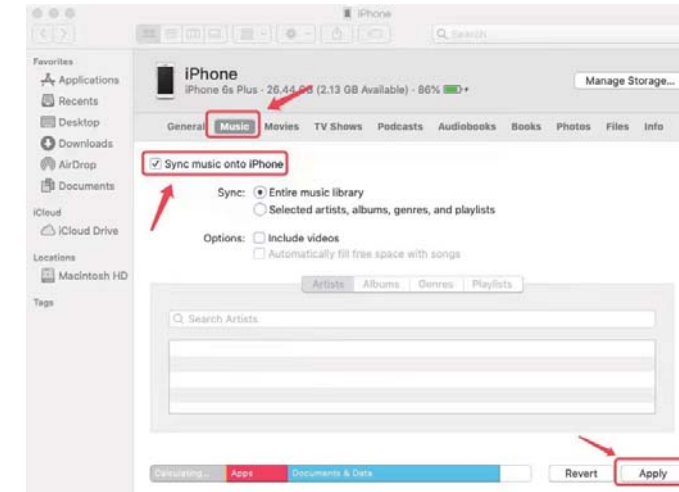


110mm

Step2: select "music",check "sync music onto iphone" and click "Apply".

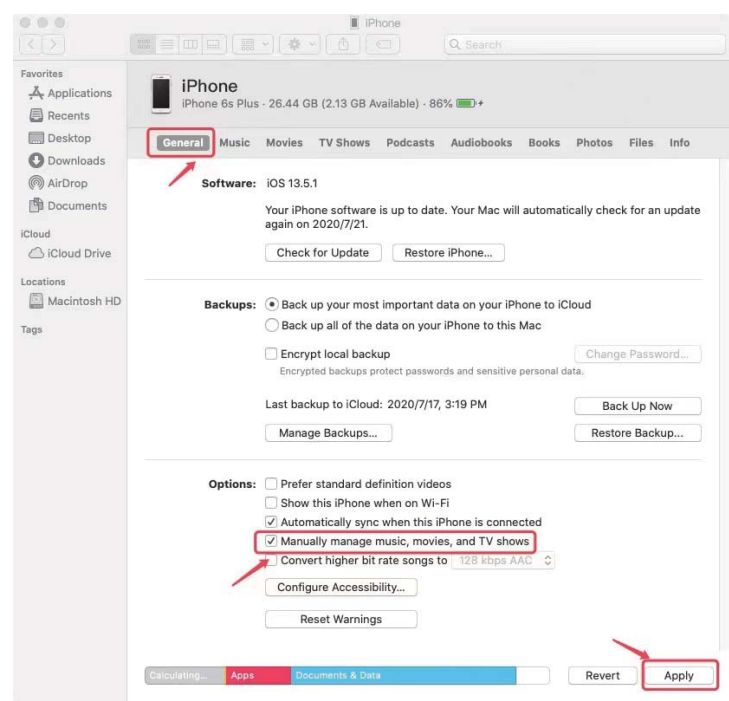


Step3:click "Sync"

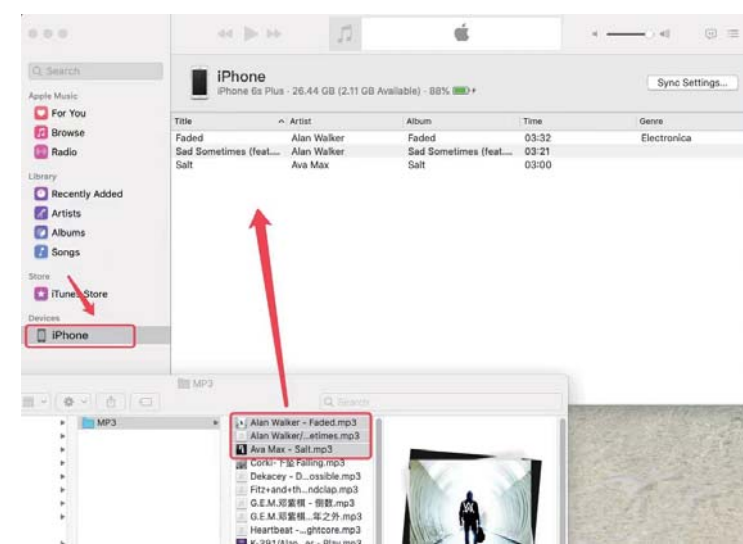


110mm

Step4:select"General", check "Manually manage music,movies,and TV shows "and click"Apply".



Step5: close'Sync Settings',select devices"iphone",select MP3 file and drag it to the blank place.



After Sales

Email: FESTDSOR2023@163.com
Zhongshan Narui Intelligent Equipment Co., Ltd.
Whatsapp: +8618218179282

Any problem during your use, please contact our customer service, we will be happy to help you solve the problem as quickly as possible.

Best wishes for you!

110mm

110mm