


Test Setup Photo


Description: Front View of Conducted Emission Test Setup for Power Port



Description: Back View of Conducted Emission Test Setup for Power Port




Description: Radiated Spurious Emission Test Setup for 9kHz ~ 30MHz



Description: Radiated Spurious Emission Test Setup for 30MHz ~ 1GHz



Description: Radiated Spurious Emission Test Setup for 1 ~ 10GHz



Description: Conducted Test Setup

