Mode	16	
	Band Edge	
	2400-2483.5_802.11g_CH10_2457MHz	
ANT	SISO	
Pol.	Horizontal	Fundamental
Peak	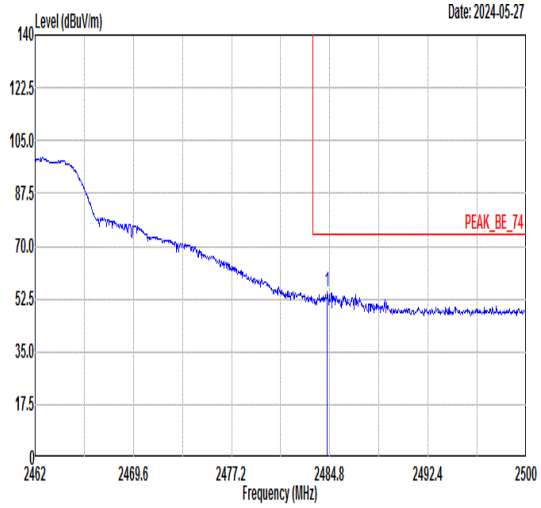 Freq Level Limit Line Margin Read Level Ant Factor Cable Loss Preamp Factor APos TPos Remark 1 2484.61 54.82 74.00 -19.18 46.57 32.47 7.88 32.10 340 182 PEAK	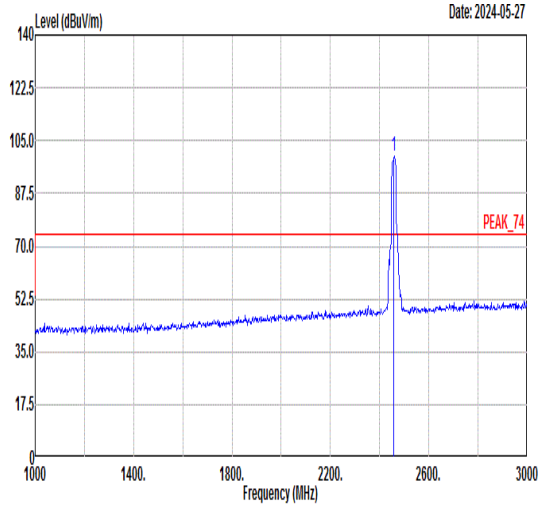 Freq Level Limit Line Margin Read Level Ant Factor Cable Loss Preamp Factor APos TPos Remark 1 2457.00 99.79 ------ ------ 91.60 32.42 7.86 32.09 340 182 PEAK
Avg	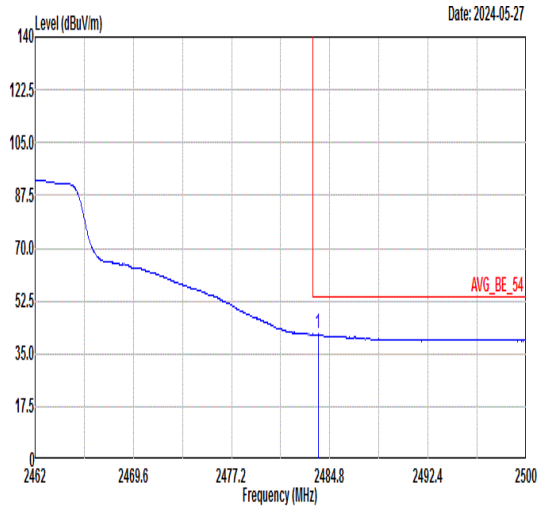 Freq Level Limit Line Margin Read Level Ant Factor Cable Loss Preamp Factor APos TPos Remark 1 2483.89 41.54 54.00 -12.46 33.30 32.46 7.88 32.10 340 182 AVERAGE	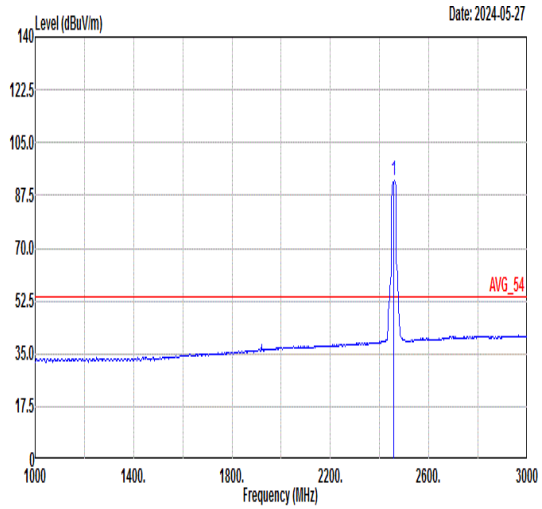 Freq Level Limit Line Margin Read Level Ant Factor Cable Loss Preamp Factor APos TPos Remark 1 2457.00 92.56 ------ ------ 84.39 32.41 7.85 32.09 340 182 AVERAGE

Mode	16	
	Band Edge	
	2400-2483.5_802.11g_CH10_2457MHz	
ANT	SISO	
Pol.	Vertical	Fundamental
Peak	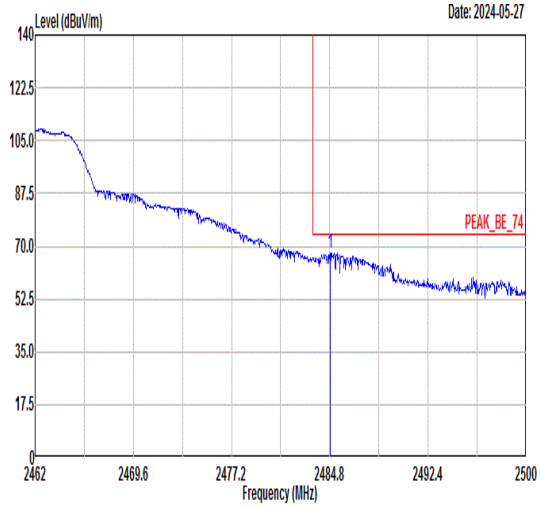 Freq Level Limit Line Margin Read Level Ant Factor Cable Loss Preamp Factor APos TPos Remark MHz dBuV/m dBuV/m dB dBuV dB/m dB dB cm deg 1 2484.84 67.77 74.00 -6.23 59.52 32.47 7.88 32.10 180 140 PEAK	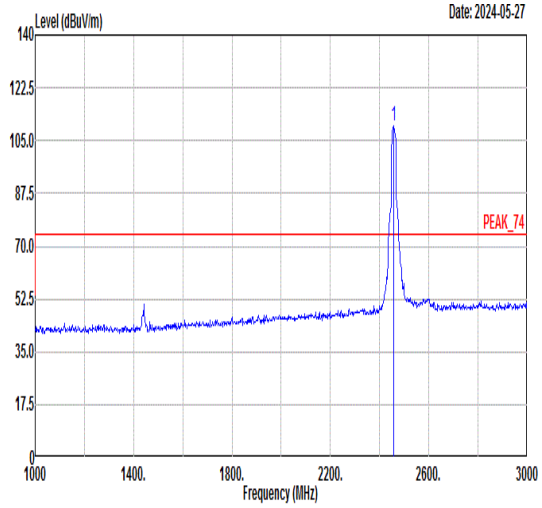 Freq Level Limit Line Margin Read Level Ant Factor Cable Loss Preamp Factor APos TPos Remark MHz dBuV/m dBuV/m dB dBuV dB/m dB dB cm deg 1 2457.00 109.71 ------ ------ 101.55 32.40 7.85 32.09 180 140 PEAK
Avg	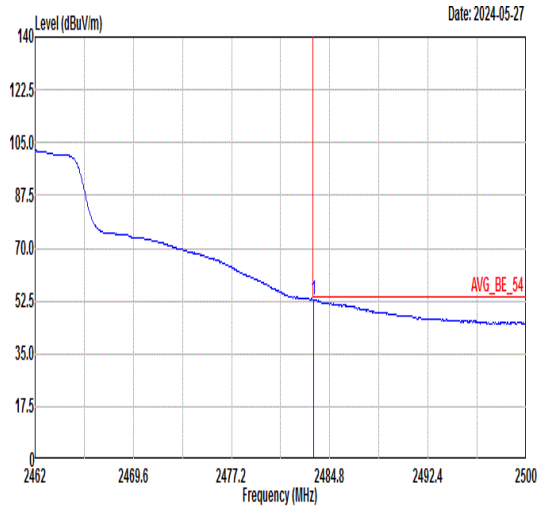 Freq Level Limit Line Margin Read Level Ant Factor Cable Loss Preamp Factor APos TPos Remark MHz dBuV/m dBuV/m dB dBuV dB/m dB dB cm deg 1 2483.55 52.96 54.00 -1.04 44.72 32.46 7.88 32.10 180 140 AVERAGE	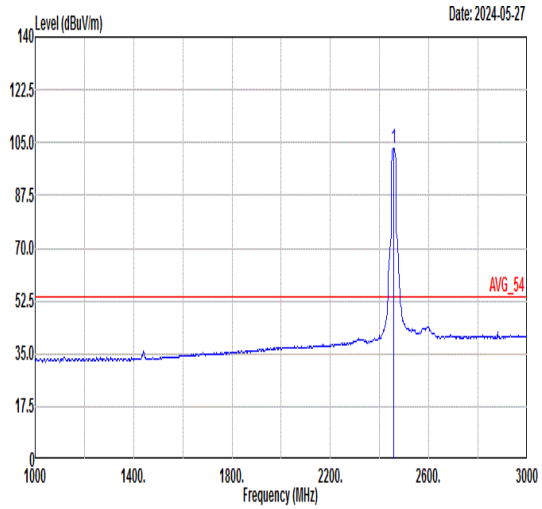 Freq Level Limit Line Margin Read Level Ant Factor Cable Loss Preamp Factor APos TPos Remark MHz dBuV/m dBuV/m dB dBuV dB/m dB dB cm deg 1 2457.00 103.17 ------ ------ 95.00 32.41 7.85 32.09 180 140 AVERAGE

Mode	17	
	Band Edge	
	2400-2483.5_802.11g_CH09_2452MHz	
ANT	SISO	
Pol.	Horizontal	Fundamental
Peak	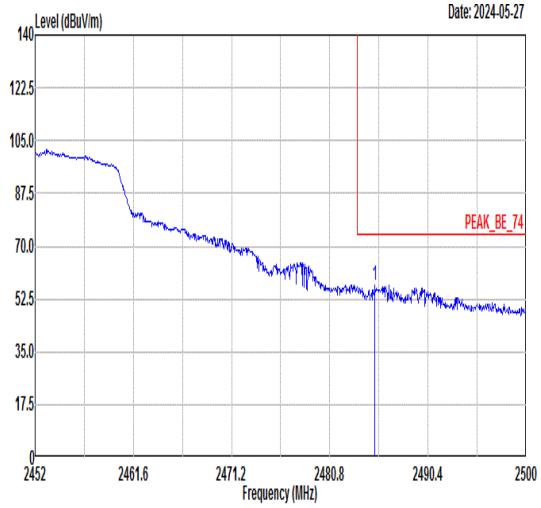 Freq Level Limit Line Margin Read Level Ant Factor Cable Loss Preamp Factor APos TPos Remark MHz dBuV/m dBuV/m dB dBuV dB/m dB dB cm deg 1 2485.22 57.04 74.00 -16.96 48.79 32.47 7.88 32.10 303 181 PEAK	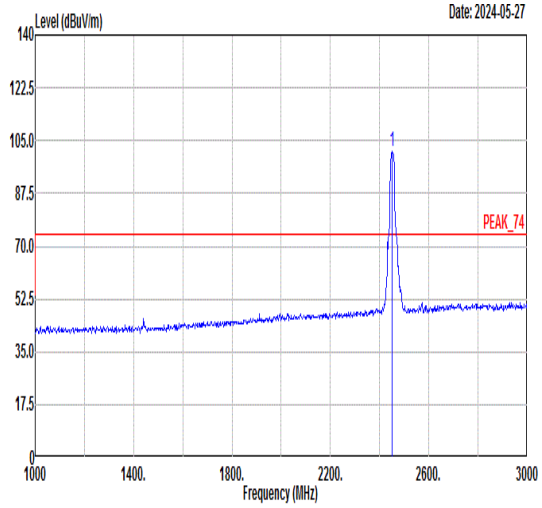 Freq Level Limit Line Margin Read Level Ant Factor Cable Loss Preamp Factor APos TPos Remark MHz dBuV/m dBuV/m dB dBuV dB/m dB dB cm deg 1 2452.00 101.43 ------ ------ 93.28 32.39 7.85 32.09 303 181 PEAK
Avg	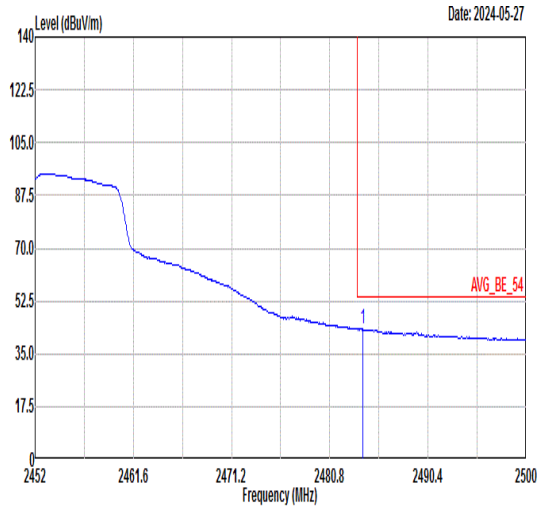 Freq Level Limit Line Margin Read Level Ant Factor Cable Loss Preamp Factor APos TPos Remark MHz dBuV/m dBuV/m dB dBuV dB/m dB dB cm deg 1 2484.06 43.20 54.00 -10.80 34.96 32.46 7.88 32.10 303 181 AVERAGE	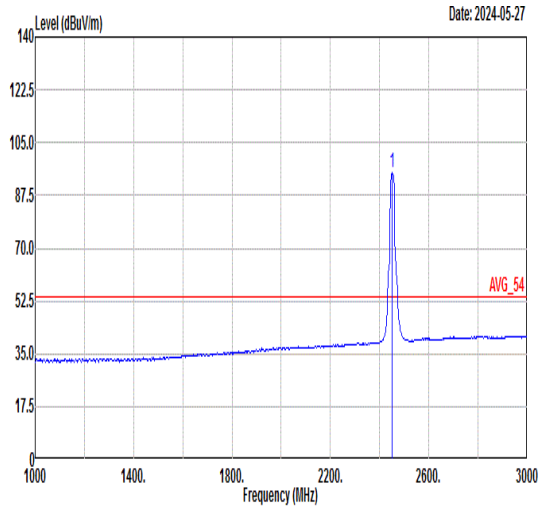 Freq Level Limit Line Margin Read Level Ant Factor Cable Loss Preamp Factor APos TPos Remark MHz dBuV/m dBuV/m dB dBuV dB/m dB dB cm deg 1 2452.00 94.85 ------ ------ 86.70 32.39 7.85 32.09 303 181 AVERAGE

Mode	17	
	Band Edge	
	2400-2483.5_802.11g_CH09_2452MHz	
ANT	SISO	
Pol.	Vertical	Fundamental
Peak	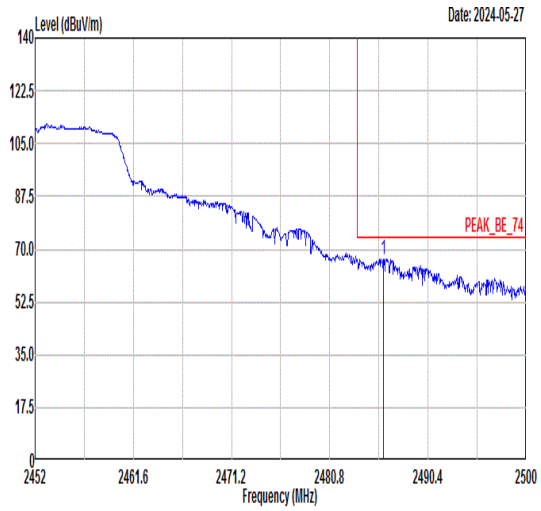 Freq Level Limit Line Margin Read Level Ant Factor Cable Loss Preamp Factor APos TPos Remark 1 2486.08 66.81 74.00 -7.19 58.56 32.47 7.88 32.10 180 138 PEAK	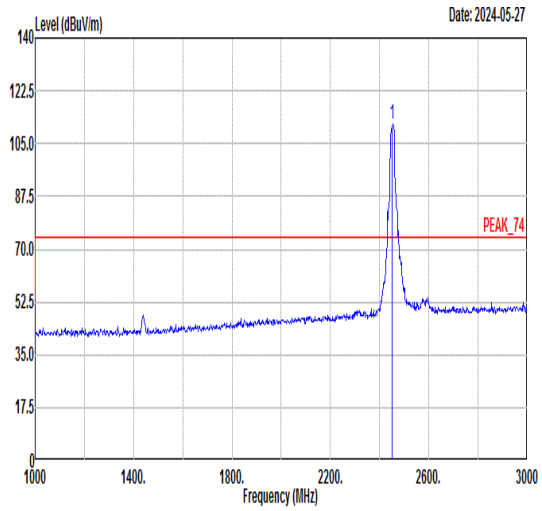 Freq Level Limit Line Margin Read Level Ant Factor Cable Loss Preamp Factor APos TPos Remark 1 2452.00 111.52 ------ ------ 103.36 32.40 7.85 32.09 180 138 PEAK
Avg	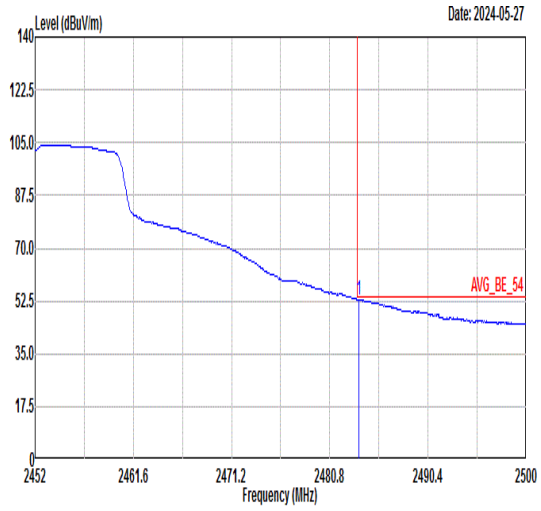 Freq Level Limit Line Margin Read Level Ant Factor Cable Loss Preamp Factor APos TPos Remark 1 2483.63 53.09 54.00 -0.91 44.85 32.46 7.88 32.10 180 138 AVERAGE	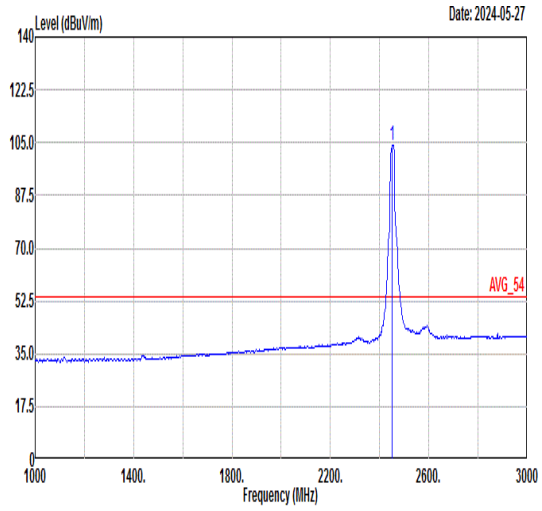 Freq Level Limit Line Margin Read Level Ant Factor Cable Loss Preamp Factor APos TPos Remark 1 2452.00 104.18 ------ ------ 96.02 32.40 7.85 32.09 180 138 AVERAGE

Mode	18	
	Band Edge	
	2400-2483.5_802.11g_CH08_2447MHz	
ANT	SISO	
Pol.	Horizontal	Fundamental
Peak	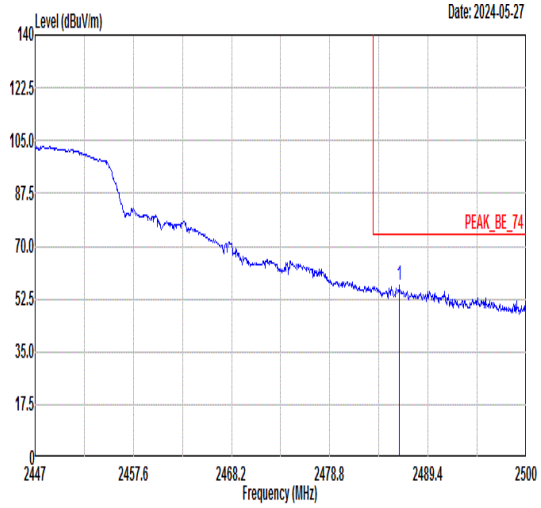 Freq Level Limit Line Margin Read Level Ant Factor Cable Loss Preamp Factor APos TPos Remark MHz dBuV/m dBuV/m dB dBuV dB/m dB dB cm deg 1 2486.33 57.13 74.00 -16.87 48.88 32.47 7.88 32.10 301 183 PEAK	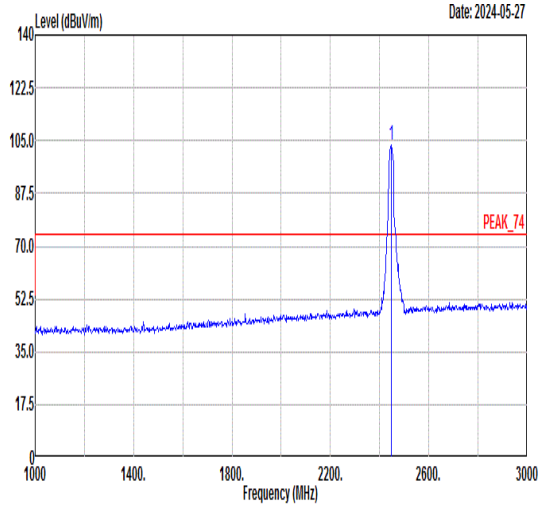 Freq Level Limit Line Margin Read Level Ant Factor Cable Loss Preamp Factor APos TPos Remark MHz dBuV/m dBuV/m dB dBuV dB/m dB dB cm deg 1 2447.00 103.40 ------ ------ 95.27 32.38 7.84 32.09 301 183 PEAK
Avg	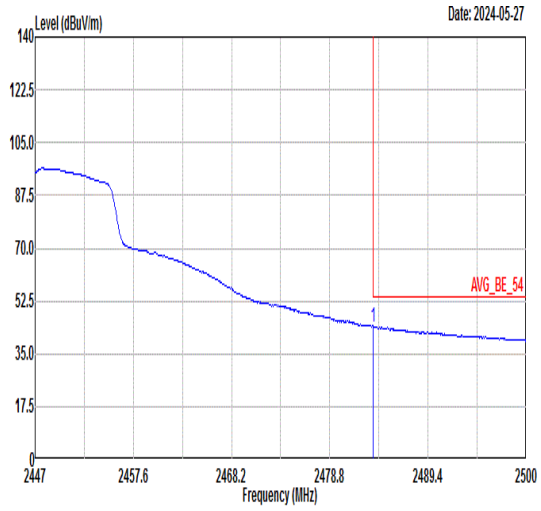 Freq Level Limit Line Margin Read Level Ant Factor Cable Loss Preamp Factor APos TPos Remark MHz dBuV/m dBuV/m dB dBuV dB/m dB dB cm deg 1 2483.52 44.06 54.00 -9.94 35.82 32.46 7.88 32.10 301 183 AVERAGE	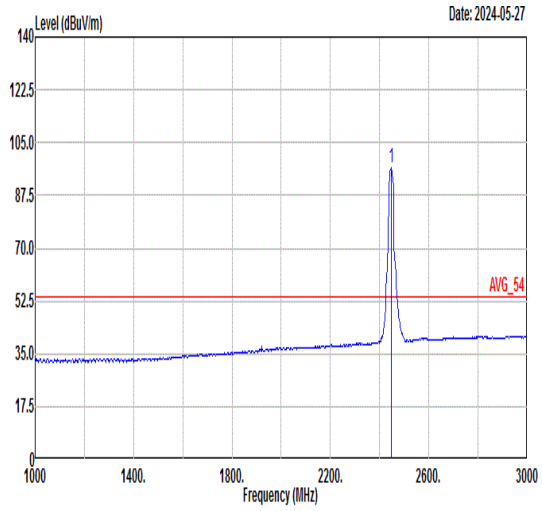 Freq Level Limit Line Margin Read Level Ant Factor Cable Loss Preamp Factor APos TPos Remark MHz dBuV/m dBuV/m dB dBuV dB/m dB dB cm deg 1 2447.00 96.58 ------ ------ 88.45 32.38 7.84 32.09 301 183 AVERAGE

Mode	18	
	Band Edge	
	2400-2483.5_802.11g_CH08_2447MHz	
ANT	SISO	
Pol.	Vertical	Fundamental
Peak	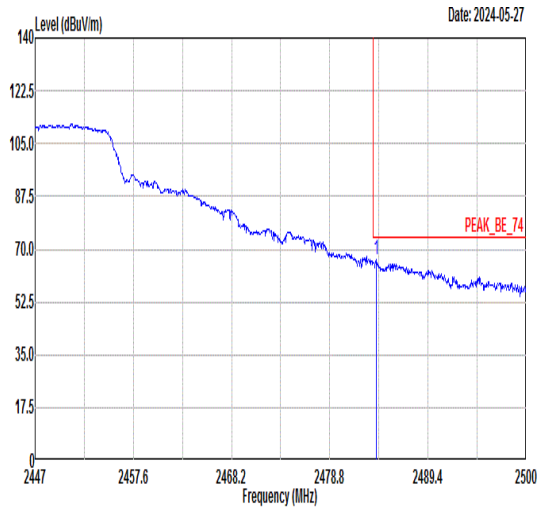 Freq Level Limit Line Margin Read Level Ant Factor Cable Loss Preamp Factor APos TPos Remark MHz dBuV/m dBuV/m dB dBuV dB/m dB dB cm deg 1 2483.78 66.35 74.00 -7.65 58.11 32.46 7.88 32.10 180 140 PEAK	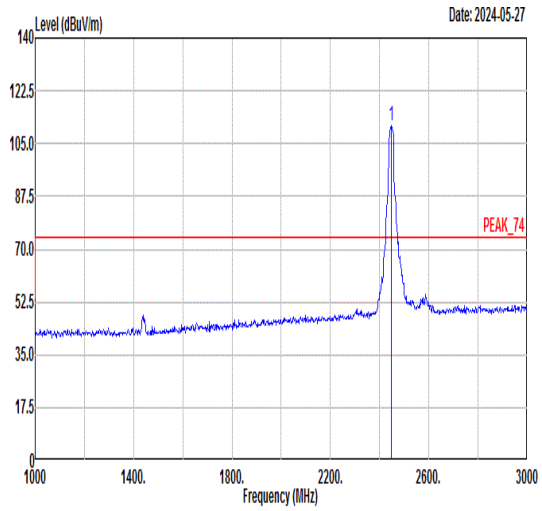 Freq Level Limit Line Margin Read Level Ant Factor Cable Loss Preamp Factor APos TPos Remark MHz dBuV/m dBuV/m dB dBuV dB/m dB dB cm deg 1 2447.00 110.79 ------ ------ 102.66 32.38 7.84 32.09 180 140 PEAK
Avg	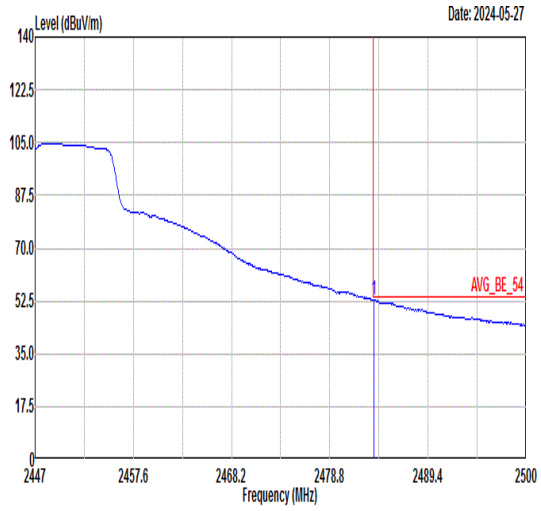 Freq Level Limit Line Margin Read Level Ant Factor Cable Loss Preamp Factor APos TPos Remark MHz dBuV/m dBuV/m dB dBuV dB/m dB dB cm deg 1 2483.57 52.98 54.00 -1.02 44.74 32.46 7.88 32.10 180 140 AVERAGE	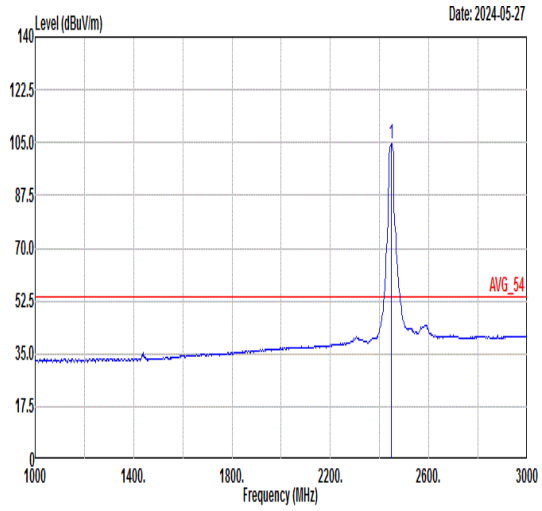 Freq Level Limit Line Margin Read Level Ant Factor Cable Loss Preamp Factor APos TPos Remark MHz dBuV/m dBuV/m dB dBuV dB/m dB dB cm deg 1 2447.00 104.53 ------ ------ 96.40 32.38 7.84 32.09 180 140 AVERAGE

Mode	19	
	Band Edge - L	
	2400-2483.5_802.11g_CH07_2442MHz	
ANT	SISO	
Pol.	Horizontal	Fundamental
Peak	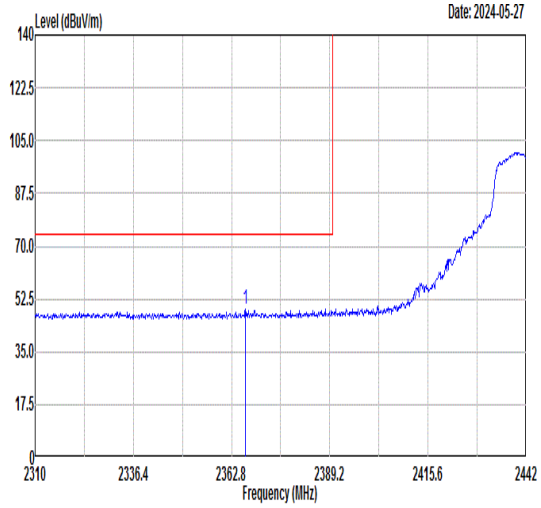 Freq Level Limit Line Margin Read Level Ant Factor Cable Loss Preamp Factor APos TPos Remark MHz dBuV/m dBuV/m dB dBuV dB/m dB dB cm deg 1 2366.50 49.09 74.00 -24.91 41.26 32.21 7.69 32.07 356 189 PEAK	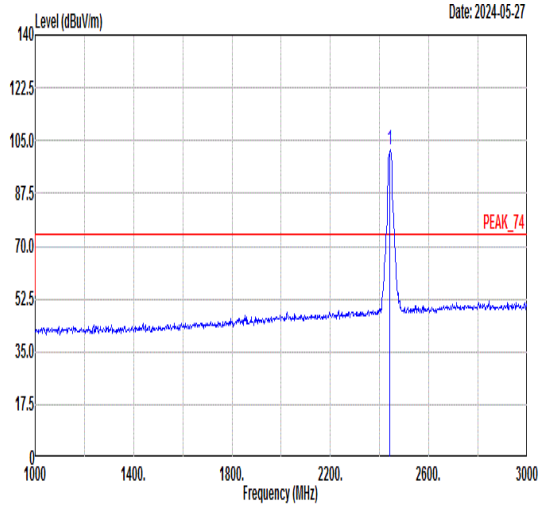 Freq Level Limit Line Margin Read Level Ant Factor Cable Loss Preamp Factor APos TPos Remark MHz dBuV/m dBuV/m dB dBuV dB/m dB dB cm deg 1 2442.00 101.84 ------ ------ 93.71 32.38 7.84 32.09 356 189 PEAK
Avg	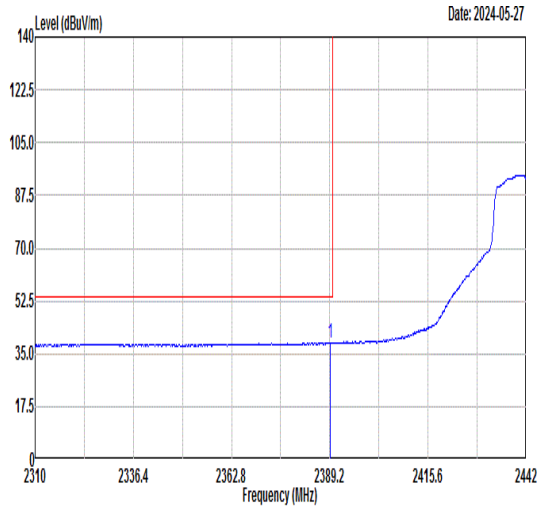 Freq Level Limit Line Margin Read Level Ant Factor Cable Loss Preamp Factor APos TPos Remark MHz dBuV/m dBuV/m dB dBuV dB/m dB dB cm deg 1 2389.33 38.73 54.00 -15.27 30.79 32.26 7.76 32.08 356 189 AVERAGE	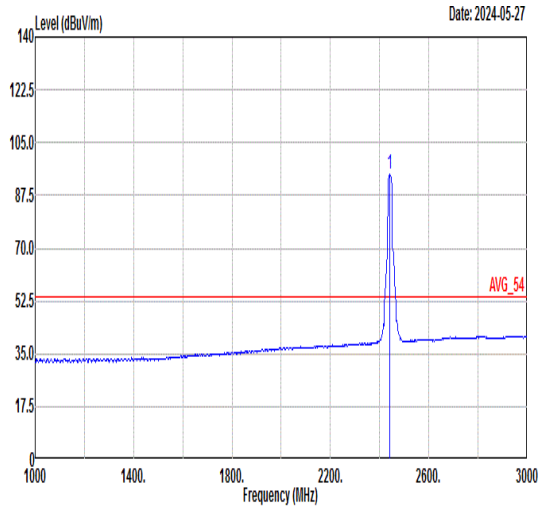 Freq Level Limit Line Margin Read Level Ant Factor Cable Loss Preamp Factor APos TPos Remark MHz dBuV/m dBuV/m dB dBuV dB/m dB dB cm deg 1 2442.00 94.34 ------ ------ 86.22 32.37 7.84 32.09 356 189 AVERAGE

Mode	19	
	Band Edge - R	
	2400-2483.5_802.11g_CH07_2442MHz	
ANT	SISO	
Pol.	Horizontal	Fundamental
Peak	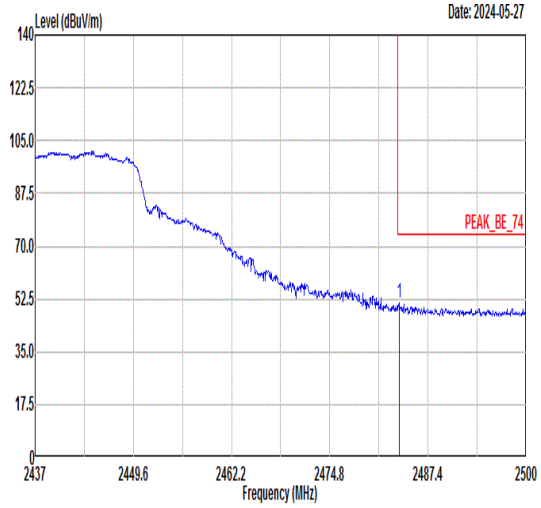 Freq Level Limit Line Margin Read Level Ant Factor Cable Loss Preamp Factor APos TPos Remark MHz dBuV/m dBuV/m dB dBuV dB/m dB dB cm deg 1 2483.68 51.28 74.00 -22.72 43.04 32.46 7.88 32.10 356 189 PEAK	Blank
Avg	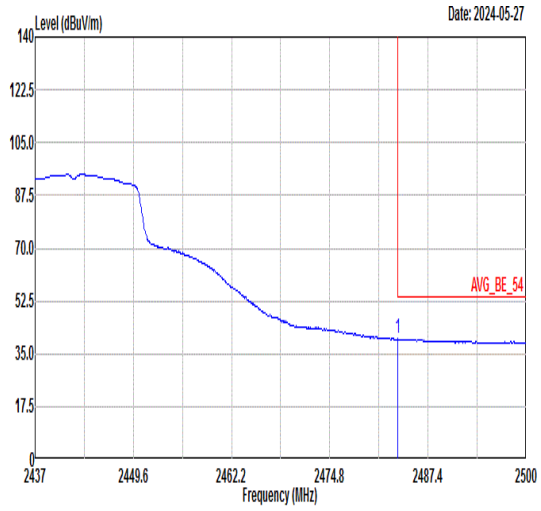 Freq Level Limit Line Margin Read Level Ant Factor Cable Loss Preamp Factor APos TPos Remark MHz dBuV/m dBuV/m dB dBuV dB/m dB dB cm deg 1 2483.56 39.92 54.00 -14.08 31.68 32.46 7.88 32.10 356 189 AVERAGE	Blank

Mode	19	
	Band Edge - L	
	2400-2483.5_802.11g_CH07_2442MHz	
ANT	SISO	
Pol.	Vertical	Fundamental
Peak	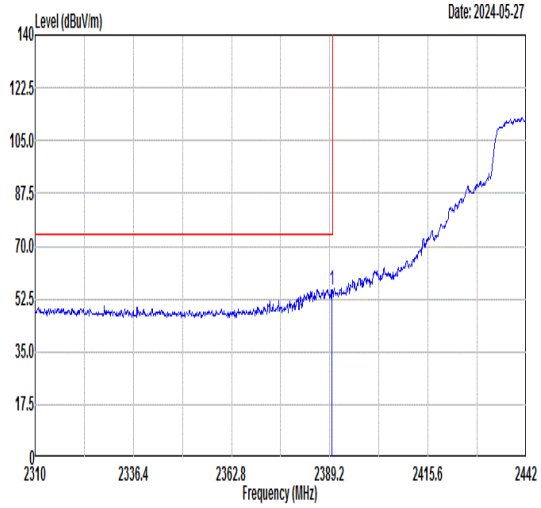 Freq Level Limit Line Margin Read Level Ant Factor Cable Loss Preamp Factor APos TPos Remark 1 2389.86 55.72 74.00 -18.28 47.78 32.26 7.76 32.08 183 136 PEAK	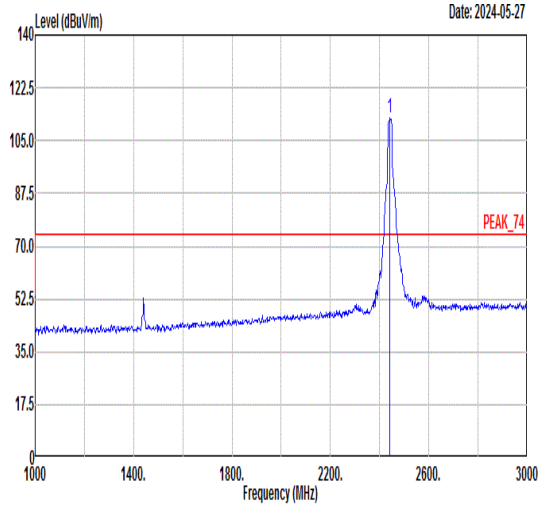 Freq Level Limit Line Margin Read Level Ant Factor Cable Loss Preamp Factor APos TPos Remark 1 2442.00 112.35 ------ ------ 104.23 32.37 7.84 32.09 183 136 PEAK
Avg	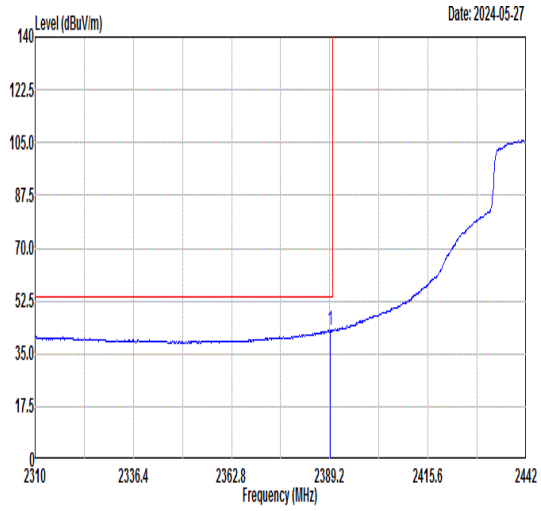 Freq Level Limit Line Margin Read Level Ant Factor Cable Loss Preamp Factor APos TPos Remark 1 2389.33 42.64 54.00 -11.36 34.70 32.26 7.76 32.08 183 136 AVERAGE	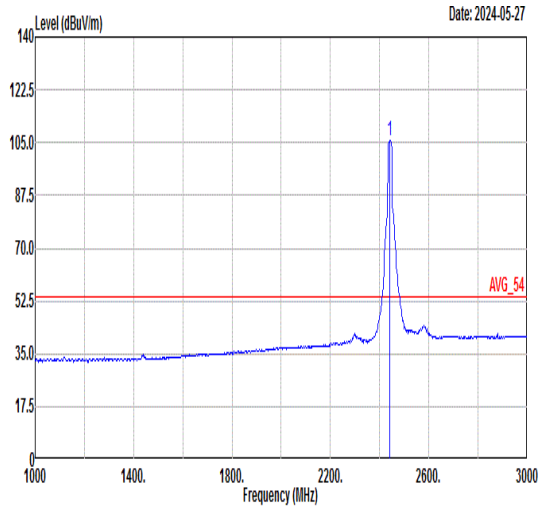 Freq Level Limit Line Margin Read Level Ant Factor Cable Loss Preamp Factor APos TPos Remark 1 2442.00 105.54 ------ ------ 97.42 32.37 7.84 32.09 183 136 AVERAGE

Mode	19	
	Band Edge - R	
	2400-2483.5_802.11g_CH07_2442MHz	
ANT	SISO	
Pol.	Vertical	Fundamental
Peak	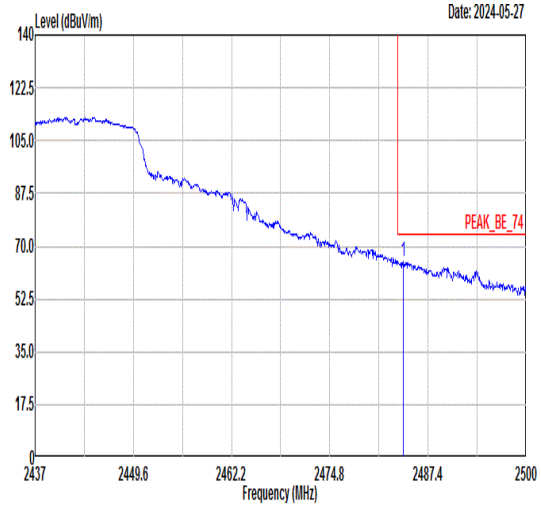 Freq Level Limit Line Margin Read Level Ant Factor Cable Loss Preamp Factor APos TPos Remark MHz dBuV/m dBuV/m dB dBuV dB/m dB dB cm deg 1 2484.25 65.03 74.00 -8.97 56.78 32.47 7.88 32.10 183 136 PEAK	Blank
Avg	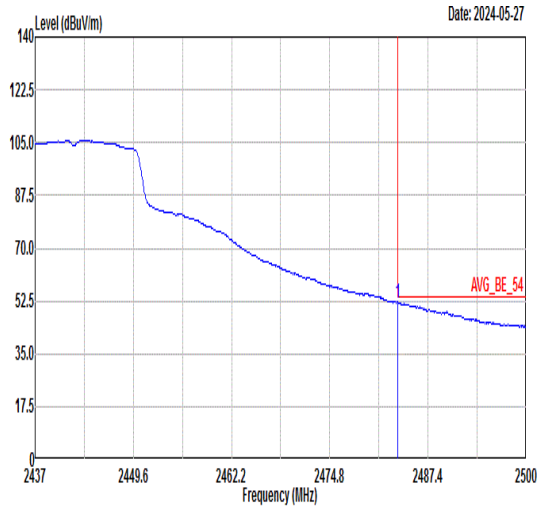 Freq Level Limit Line Margin Read Level Ant Factor Cable Loss Preamp Factor APos TPos Remark MHz dBuV/m dBuV/m dB dBuV dB/m dB dB cm deg 1 2483.56 51.94 54.00 -2.06 43.70 32.46 7.88 32.10 183 136 AVERAGE	Blank

Mode	20	
	Band Edge	
	2400-2483.5_802.11n HT20_CH02_2417MHz	
ANT	SISO	
Pol.	Horizontal	Fundamental
Peak	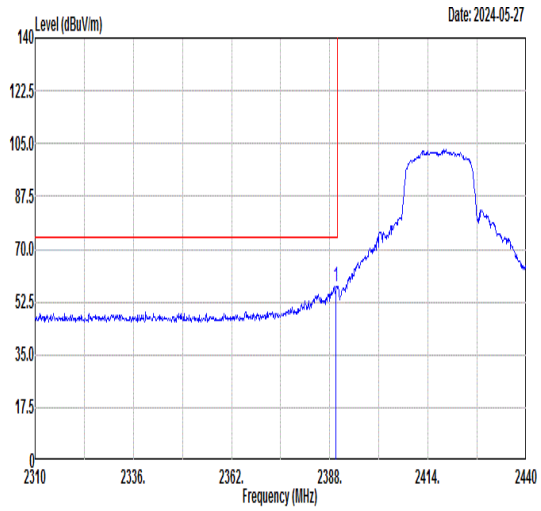 Freq Level Limit Line Margin Read Level Ant Factor Cable Loss Preamp Factor APos TPos Remark MHz dBuV/m dBuV/m dB dBuV dB/m dB dB cm deg 1 2389.69 57.68 74.00 -16.32 49.74 32.26 7.76 32.08 334 263 PEAK	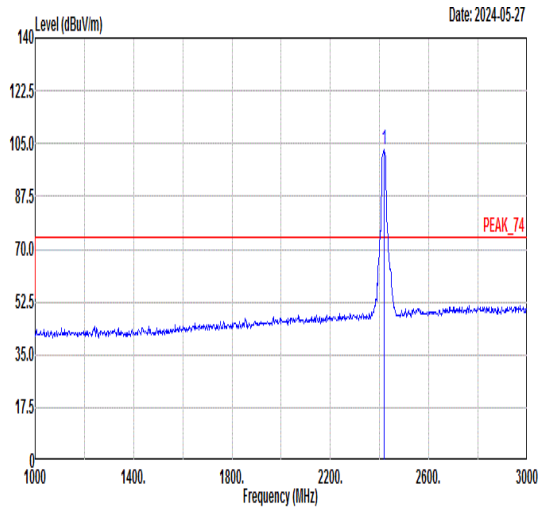 Freq Level Limit Line Margin Read Level Ant Factor Cable Loss Preamp Factor APos TPos Remark MHz dBuV/m dBuV/m dB dBuV dB/m dB dB cm deg 1 2417.00 103.10 ------ ------ 95.05 32.32 7.81 32.08 334 263 PEAK
Avg	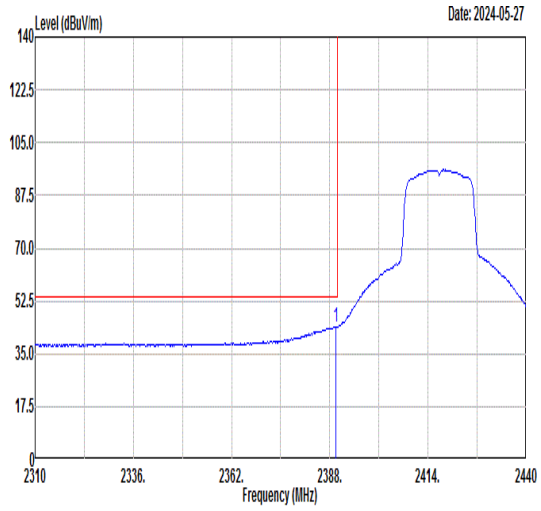 Freq Level Limit Line Margin Read Level Ant Factor Cable Loss Preamp Factor APos TPos Remark MHz dBuV/m dBuV/m dB dBuV dB/m dB dB cm deg 1 2389.69 44.09 54.00 -9.91 36.15 32.26 7.76 32.08 334 263 AVERAGE	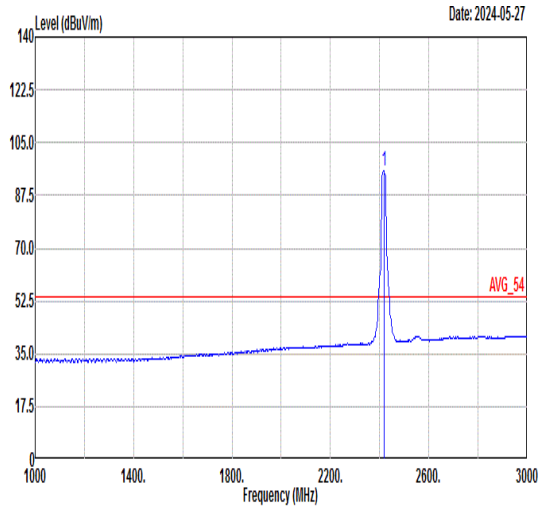 Freq Level Limit Line Margin Read Level Ant Factor Cable Loss Preamp Factor APos TPos Remark MHz dBuV/m dBuV/m dB dBuV dB/m dB dB cm deg 1 2417.00 95.71 ------ ------ 87.65 32.32 7.82 32.08 334 263 AVERAGE

Mode	20	
	Band Edge	
	2400-2483.5_802.11n HT20_CH02_2417MHz	
ANT	SISO	
Pol.	Vertical	Fundamental
Peak	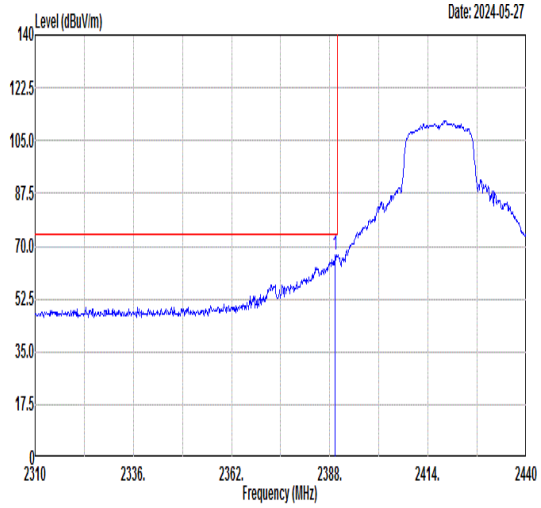 Freq Level Limit Line Margin Read Level Ant Factor Cable Loss Preamp Factor APos TPos Remark 1 2389.43 67.32 74.00 -6.68 59.38 32.26 7.76 32.08 215 150 PEAK	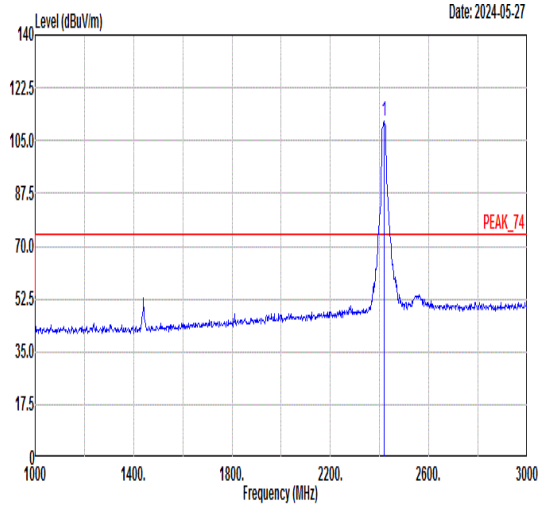 Freq Level Limit Line Margin Read Level Ant Factor Cable Loss Preamp Factor APos TPos Remark 1 2417.00 111.34 ------ ------ 103.29 32.32 7.81 32.08 215 150 PEAK
Avg	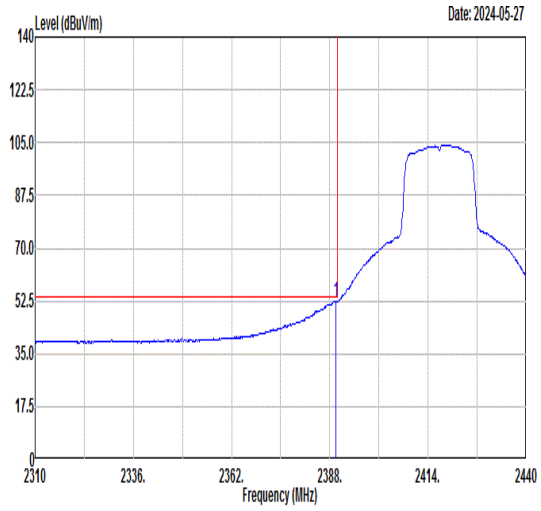 Freq Level Limit Line Margin Read Level Ant Factor Cable Loss Preamp Factor APos TPos Remark 1 2389.69 52.53 54.00 -1.47 44.59 32.26 7.76 32.08 215 150 AVERAGE	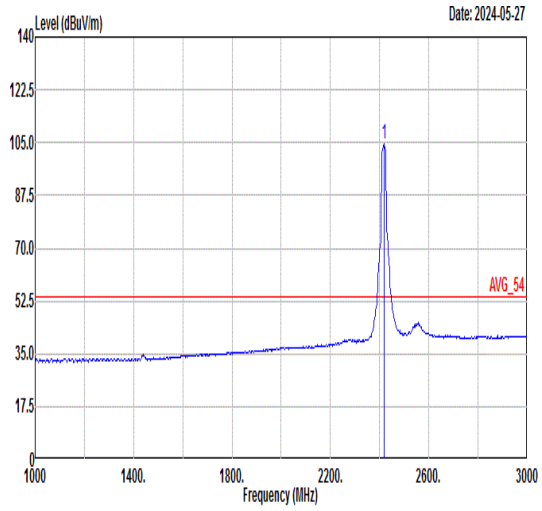 Freq Level Limit Line Margin Read Level Ant Factor Cable Loss Preamp Factor APos TPos Remark 1 2417.00 104.40 ------ ------ 96.35 32.32 7.81 32.08 215 150 AVERAGE

Mode	21	
	Band Edge	
	2400-2483.5_802.11n HT20_CH03_2422MHz	
ANT	SISO	
Pol.	Horizontal	Fundamental
Peak	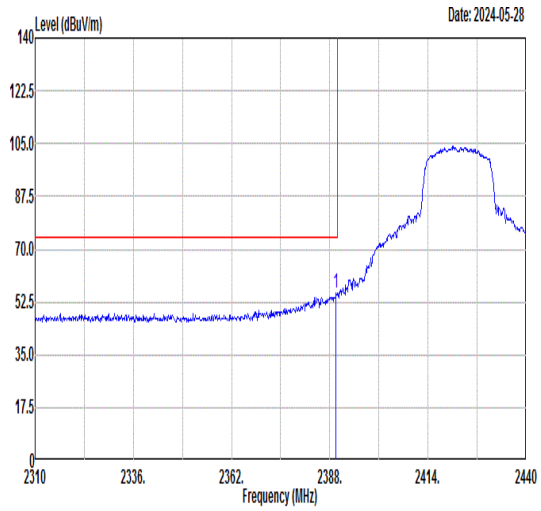 Freq Level Limit Line Margin Read Level Ant Factor Cable Loss Preamp Factor APos TPos Remark 1 2389.69 55.34 74.00 -18.66 47.40 32.26 7.76 32.08 336 265 PEAK	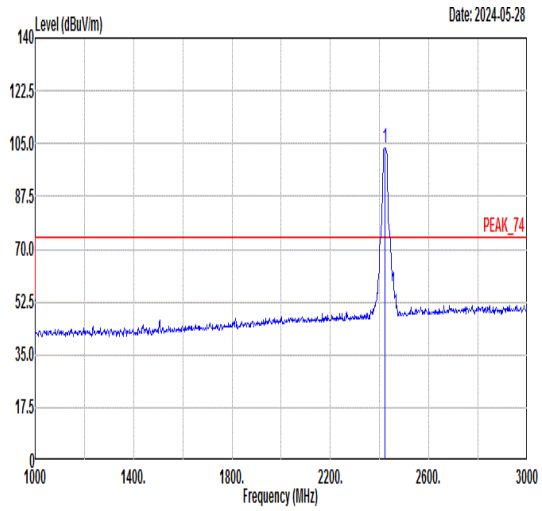 Freq Level Limit Line Margin Read Level Ant Factor Cable Loss Preamp Factor APos TPos Remark 1 2422.00 103.80 ------ ------ 95.74 32.32 7.82 32.08 336 265 PEAK
Avg	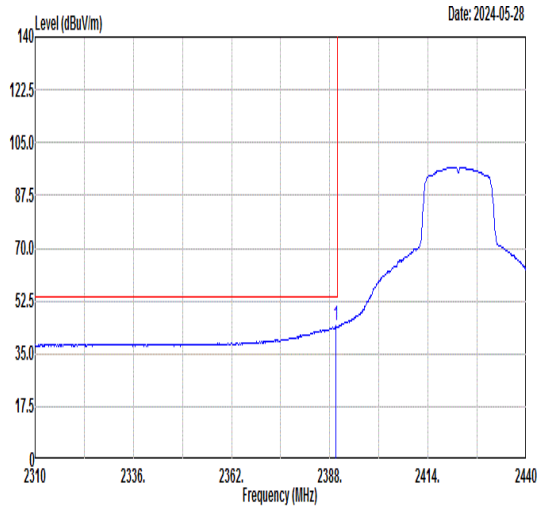 Freq Level Limit Line Margin Read Level Ant Factor Cable Loss Preamp Factor APos TPos Remark 1 2389.56 44.13 54.00 -9.87 36.19 32.26 7.76 32.08 336 265 AVERAGE	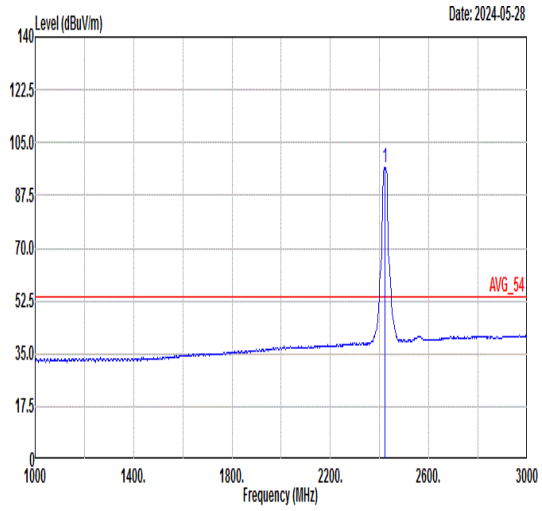 Freq Level Limit Line Margin Read Level Ant Factor Cable Loss Preamp Factor APos TPos Remark 1 2422.00 96.86 ------ ------ 88.80 32.32 7.82 32.08 336 265 AVERAGE

Mode	21	
	Band Edge	
	2400-2483.5_802.11n HT20_CH03_2422MHz	
ANT	SISO	
Pol.	Vertical	Fundamental
Peak	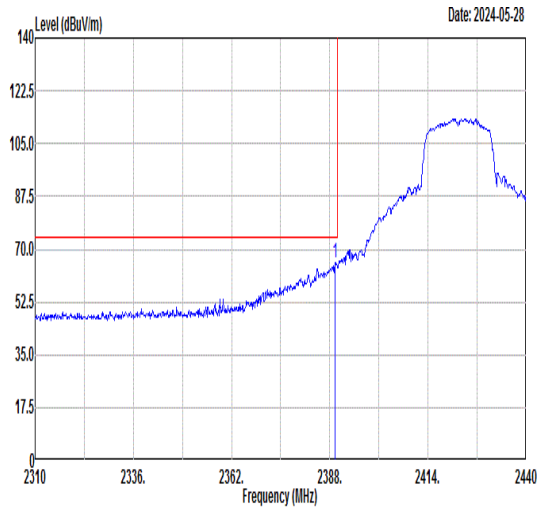 Freq Level Limit Line Margin Read Level Ant Factor Cable Loss Preamp Factor APos TPos Remark 1 2389.30 65.49 74.00 -8.51 57.55 32.26 7.76 32.08 219 154 PEAK	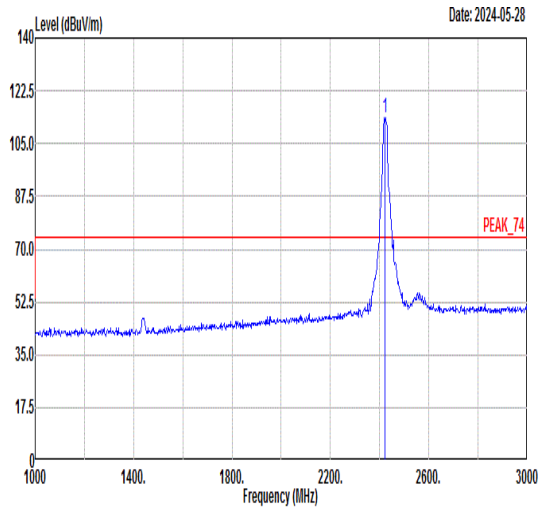 Freq Level Limit Line Margin Read Level Ant Factor Cable Loss Preamp Factor APos TPos Remark 1 2422.00 113.72 ------ ------ 105.65 32.33 7.82 32.08 219 154 PEAK
Avg	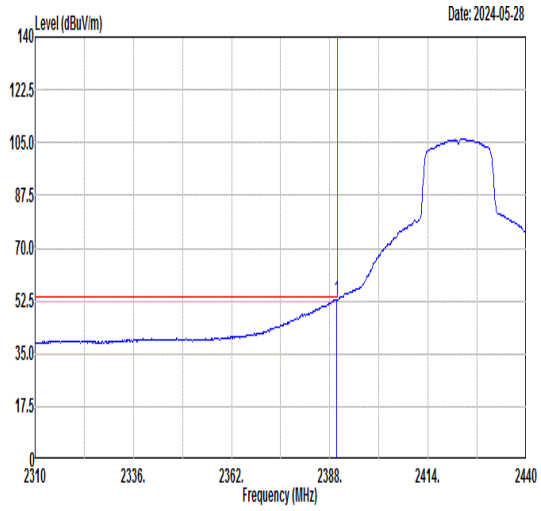 Freq Level Limit Line Margin Read Level Ant Factor Cable Loss Preamp Factor APos TPos Remark 1 2389.82 53.09 54.00 -0.91 45.15 32.26 7.76 32.08 219 154 AVERAGE	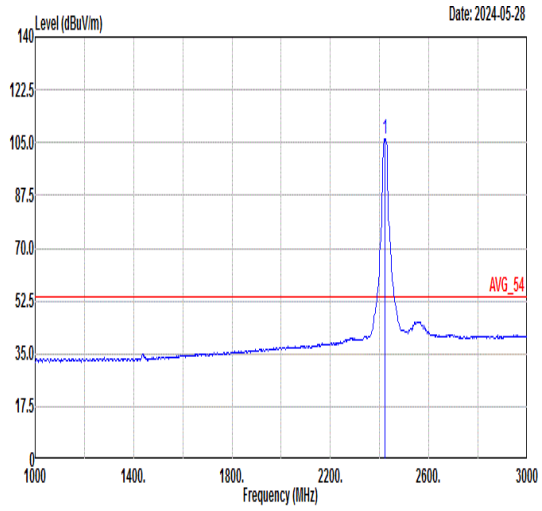 Freq Level Limit Line Margin Read Level Ant Factor Cable Loss Preamp Factor APos TPos Remark 1 2422.00 106.39 ------ ------ 98.32 32.33 7.82 32.08 219 154 AVERAGE

Mode	22	
	Band Edge	
	2400-2483.5_802.11n HT20_CH10_2457MHz	
ANT	SISO	
Pol.	Horizontal	Fundamental
Peak	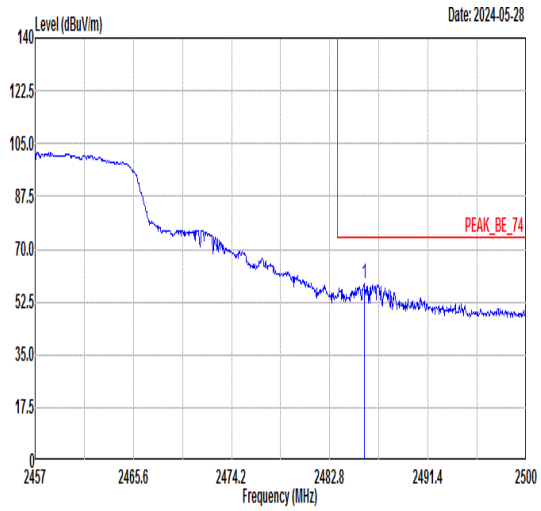 Freq Level Limit Line Margin Read Level Ant Factor Cable Loss Preamp Factor APos TPos Remark 1 2485.81 58.43 74.00 -15.57 50.18 32.47 7.88 32.10 324 265 PEAK	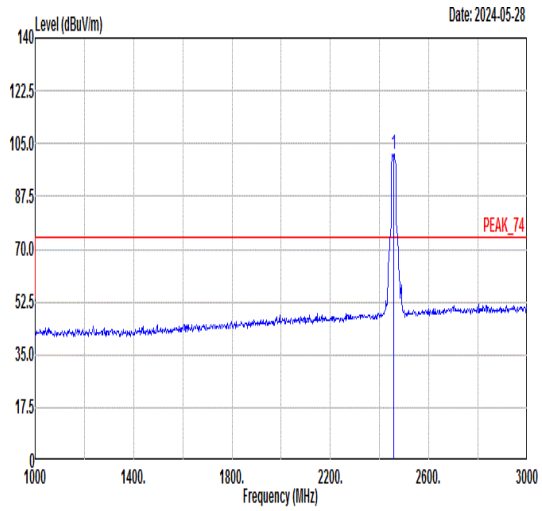 Freq Level Limit Line Margin Read Level Ant Factor Cable Loss Preamp Factor APos TPos Remark 1 2457.00 101.58 ------ ------ 93.42 32.40 7.85 32.09 324 265 PEAK
Avg	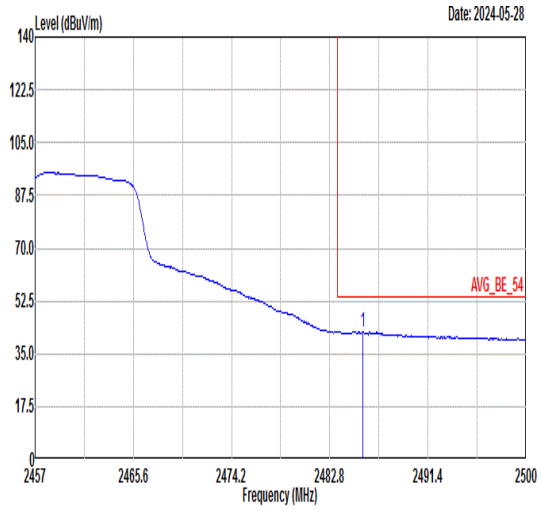 Freq Level Limit Line Margin Read Level Ant Factor Cable Loss Preamp Factor APos TPos Remark 1 2485.72 42.31 54.00 -11.69 34.06 32.47 7.88 32.10 324 265 AVERAGE	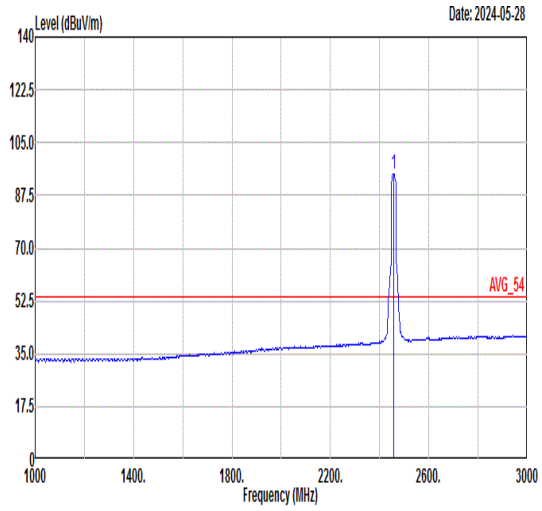 Freq Level Limit Line Margin Read Level Ant Factor Cable Loss Preamp Factor APos TPos Remark 1 2457.00 94.48 ------ ------ 86.32 32.40 7.85 32.09 324 265 AVERAGE

Mode	22	
	Band Edge	
	2400-2483.5_802.11n HT20_CH10_2457MHz	
ANT	SISO	
Pol.	Vertical	Fundamental
Peak	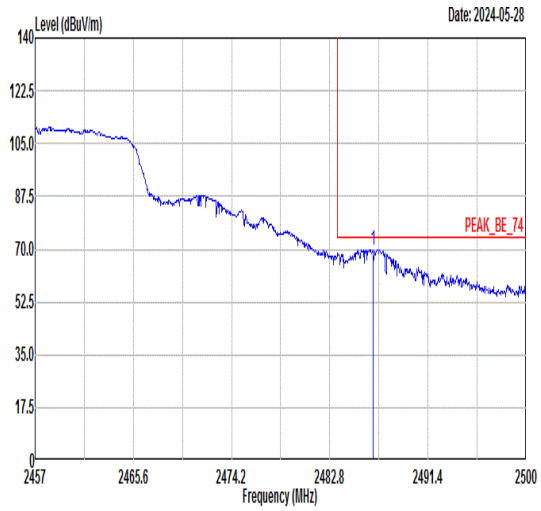 Freq Level Limit Line Margin Read Level Ant Factor Cable Loss Preamp Factor APos TPos Remark MHz dBuV/m dBuV/m dB dBuV dB/m dB dB cm deg 1 2486.63 69.78 74.00 -4.22 61.53 32.47 7.88 32.10 209 156 PEAK	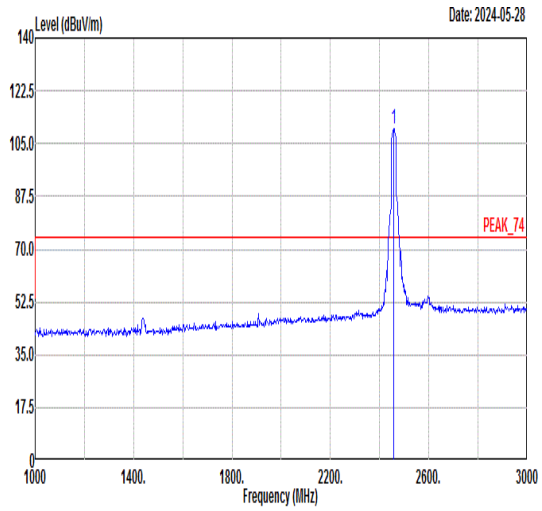 Freq Level Limit Line Margin Read Level Ant Factor Cable Loss Preamp Factor APos TPos Remark MHz dBuV/m dBuV/m dB dBuV dB/m dB dB cm deg 1 2457.00 109.94 ------ ------ 101.77 32.41 7.85 32.09 209 156 PEAK
Avg	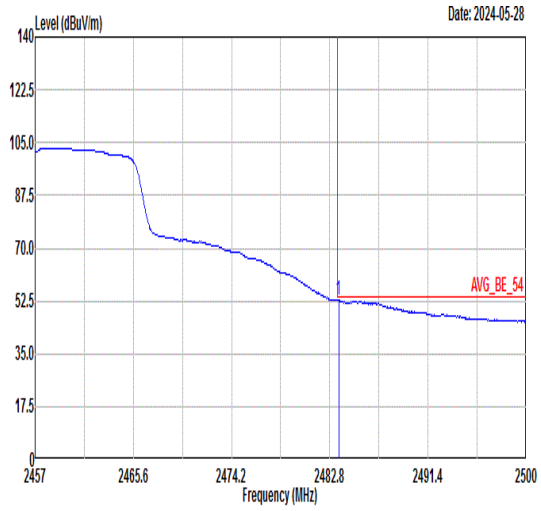 Freq Level Limit Line Margin Read Level Ant Factor Cable Loss Preamp Factor APos TPos Remark MHz dBuV/m dBuV/m dB dBuV dB/m dB dB cm deg 1 2483.57 52.87 54.00 -1.13 44.63 32.46 7.88 32.10 209 156 AVERAGE	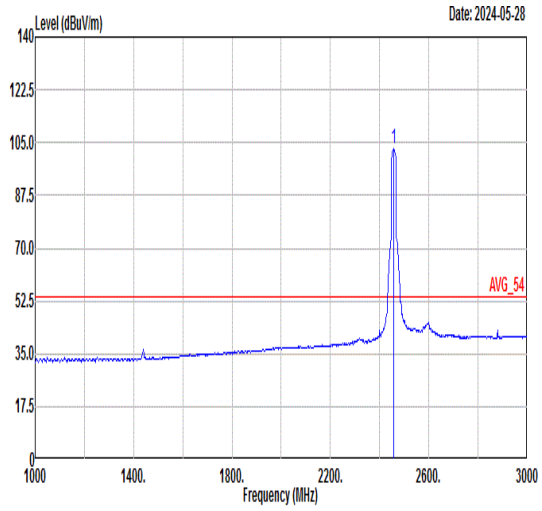 Freq Level Limit Line Margin Read Level Ant Factor Cable Loss Preamp Factor APos TPos Remark MHz dBuV/m dBuV/m dB dBuV dB/m dB dB cm deg 1 2457.00 103.19 ------ ------ 95.02 32.41 7.85 32.09 209 156 AVERAGE

Mode	23	
	Band Edge	
	2400-2483.5_802.11n HT20_CH09_2452MHz	
ANT	SISO	
Pol.	Horizontal	Fundamental
Peak	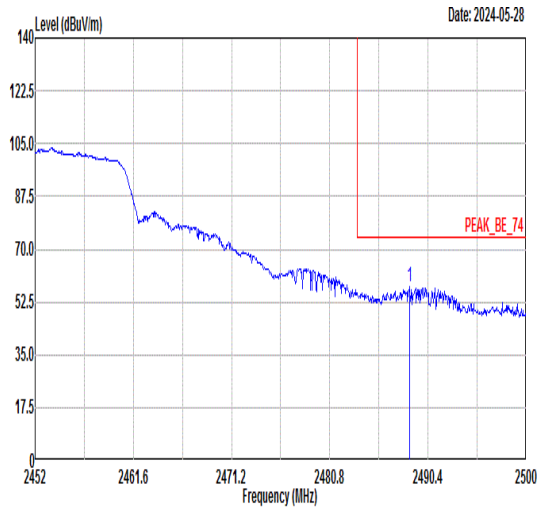 Freq Level Limit Line Margin Read Level Ant Factor Cable Loss Preamp Factor APos TPos Remark 1 2488.58 57.41 74.00 -16.59 49.16 32.47 7.88 32.10 322 263 PEAK	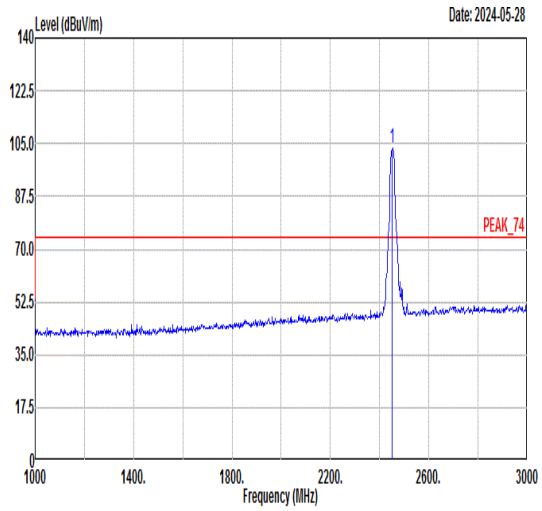 Freq Level Limit Line Margin Read Level Ant Factor Cable Loss Preamp Factor APos TPos Remark 1 2452.00 103.30 ------ ------ 95.14 32.40 7.85 32.09 322 263 PEAK
Avg	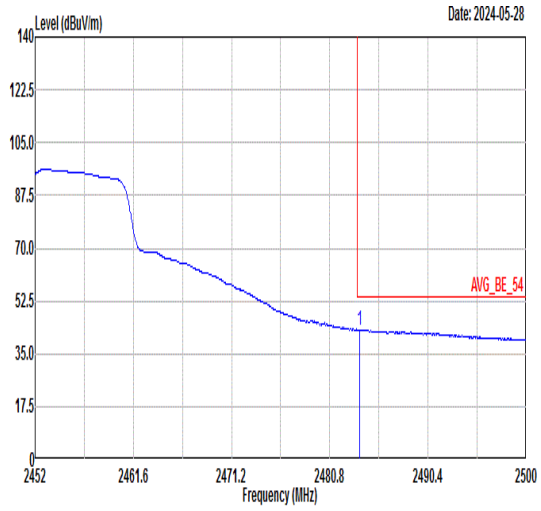 Freq Level Limit Line Margin Read Level Ant Factor Cable Loss Preamp Factor APos TPos Remark 1 2483.73 43.01 54.00 -10.99 34.77 32.46 7.88 32.10 322 263 AVERAGE	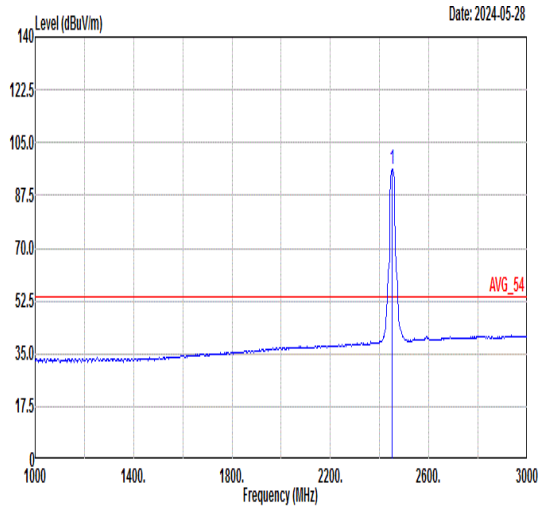 Freq Level Limit Line Margin Read Level Ant Factor Cable Loss Preamp Factor APos TPos Remark 1 2452.00 96.32 ------ ------ 88.17 32.39 7.85 32.09 322 263 AVERAGE

Mode	23	
	Band Edge	
	2400-2483.5_802.11n HT20_CH09_2452MHz	
ANT	SISO	
Pol.	Vertical	Fundamental
Peak	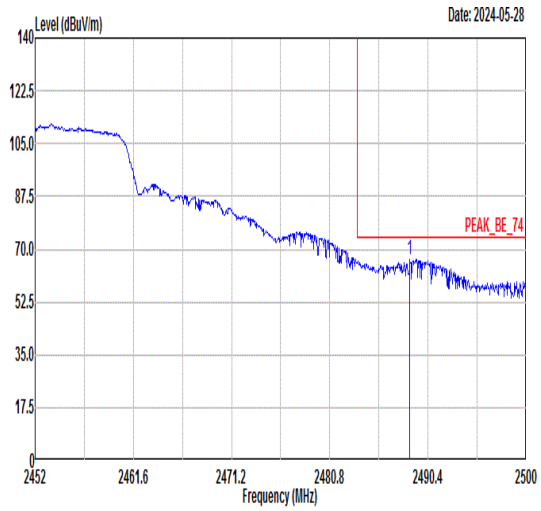 Freq Level Limit Line Margin Read Level Ant Factor Cable Loss Preamp Factor APos TPos Remark MHz dBuV/m dBuV/m dB dBuV dB/m dB dB cm deg 1 2488.62 66.57 74.00 -7.43 58.32 32.47 7.88 32.10 210 154 PEAK	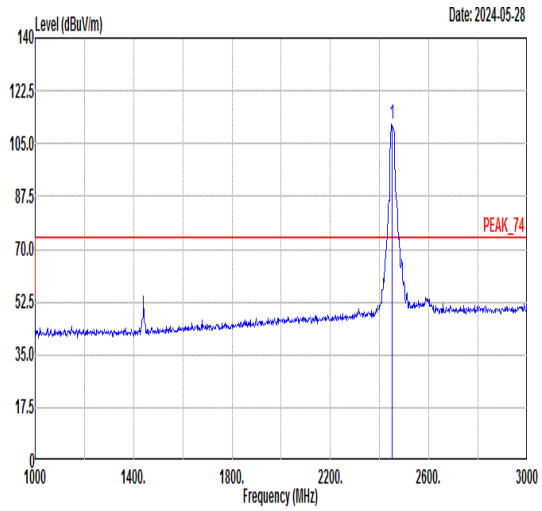 Freq Level Limit Line Margin Read Level Ant Factor Cable Loss Preamp Factor APos TPos Remark MHz dBuV/m dBuV/m dB dBuV dB/m dB dB cm deg 1 2452.00 111.23 ------ ------ 103.09 32.39 7.84 32.09 210 154 PEAK
Avg	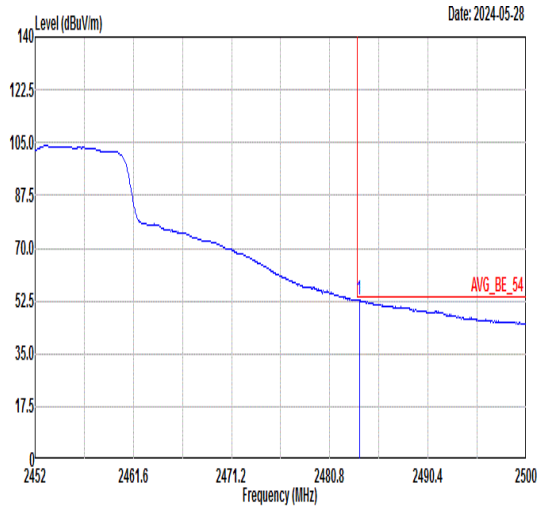 Freq Level Limit Line Margin Read Level Ant Factor Cable Loss Preamp Factor APos TPos Remark MHz dBuV/m dBuV/m dB dBuV dB/m dB dB cm deg 1 2483.68 52.84 54.00 -1.16 44.60 32.46 7.88 32.10 210 154 AVERAGE	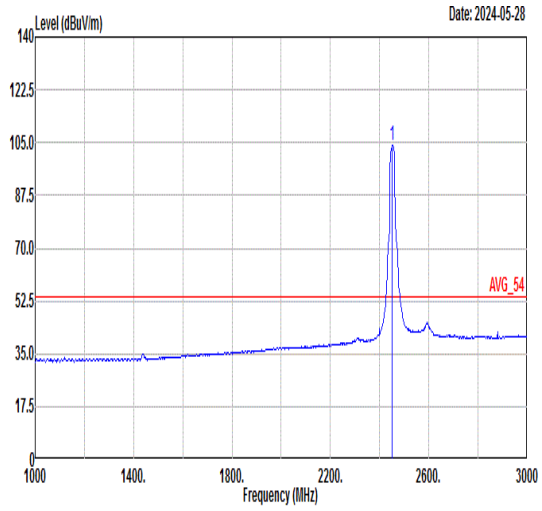 Freq Level Limit Line Margin Read Level Ant Factor Cable Loss Preamp Factor APos TPos Remark MHz dBuV/m dBuV/m dB dBuV dB/m dB dB cm deg 1 2452.00 103.92 ------ ------ 95.77 32.39 7.85 32.09 210 154 AVERAGE

Mode	24	
	Band Edge	
	2400-2483.5_802.11n HT20_CH08_2447MHz	
ANT	SISO	
Pol.	Horizontal	Fundamental
Peak	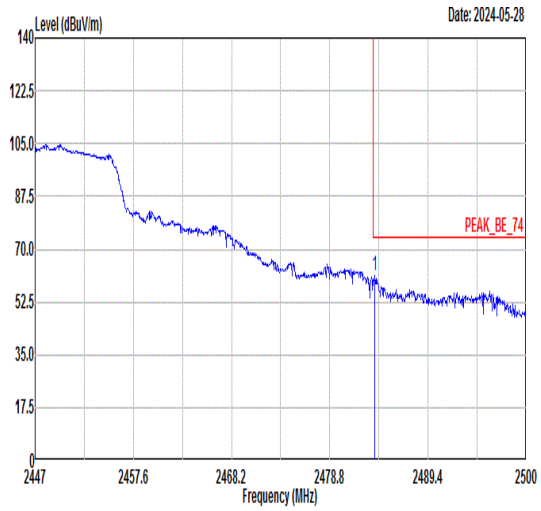 Freq Level Limit Line Margin Read Level Ant Factor Cable Loss Preamp Factor APos TPos Remark 1 2483.68 61.03 74.00 -12.97 52.79 32.46 7.88 32.10 319 263 PEAK	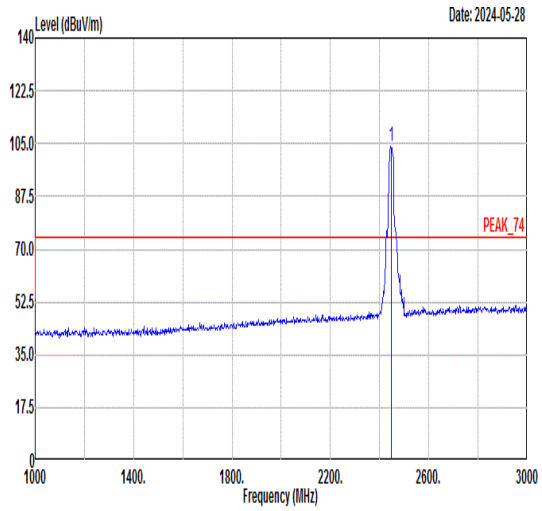 Freq Level Limit Line Margin Read Level Ant Factor Cable Loss Preamp Factor APos TPos Remark 1 2447.00 103.87 ------ ------ 95.74 32.38 7.84 32.09 319 263 PEAK
Avg	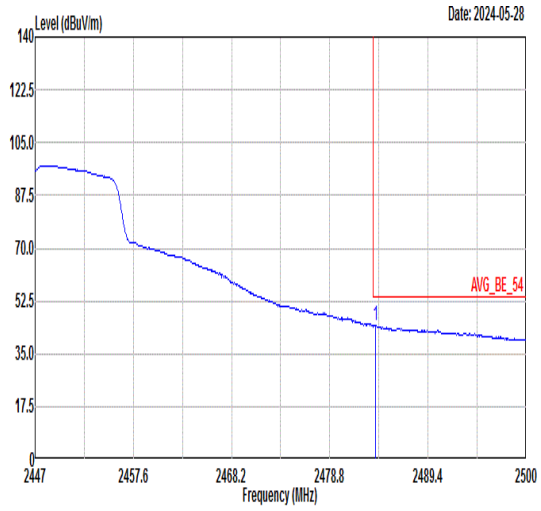 Freq Level Limit Line Margin Read Level Ant Factor Cable Loss Preamp Factor APos TPos Remark 1 2483.73 44.53 54.00 -9.47 36.29 32.46 7.88 32.10 319 263 AVERAGE	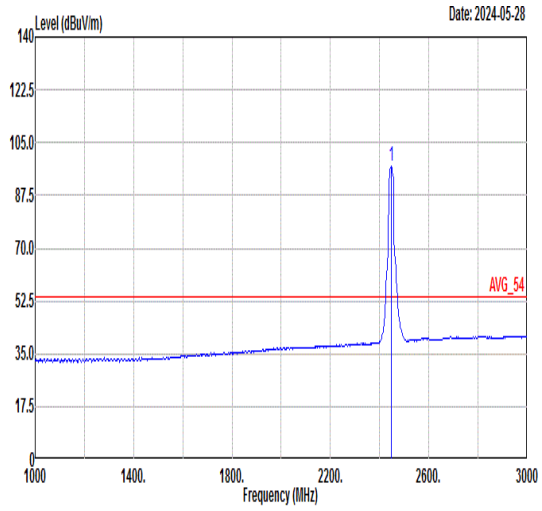 Freq Level Limit Line Margin Read Level Ant Factor Cable Loss Preamp Factor APos TPos Remark 1 2447.00 97.15 ------ ------ 89.01 32.39 7.84 32.09 319 263 AVERAGE

Mode	24	
	Band Edge	
	2400-2483.5_802.11n HT20_CH08_2447MHz	
ANT	SISO	
Pol.	Vertical	Fundamental
Peak	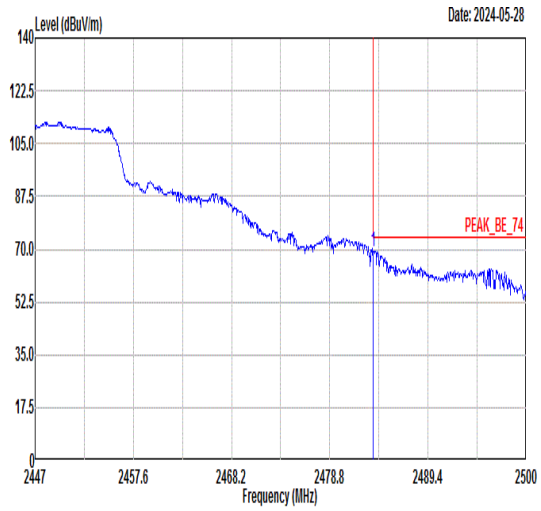 Freq Level Limit Line Margin Read Level Ant Factor Cable Loss Preamp Factor APos TPos Remark MHz dBuV/m dBuV/m dB dBuV dB/m dB dB cm deg 1 2483.52 69.28 74.00 -4.72 61.04 32.46 7.88 32.10 210 153 PEAK	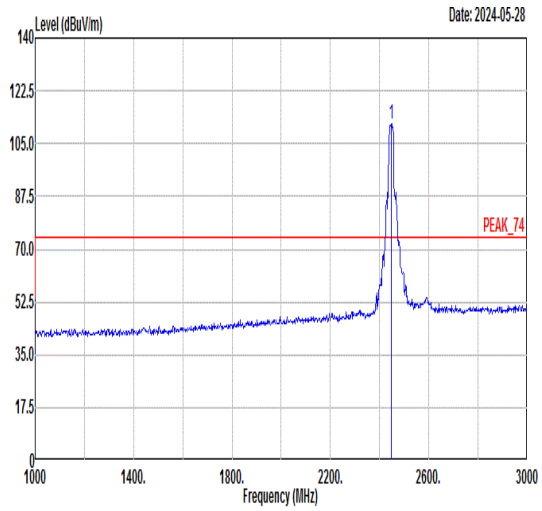 Freq Level Limit Line Margin Read Level Ant Factor Cable Loss Preamp Factor APos TPos Remark MHz dBuV/m dBuV/m dB dBuV dB/m dB dB cm deg 1 2447.00 111.49 ------ ------ 103.35 32.39 7.84 32.09 210 153 PEAK
Avg	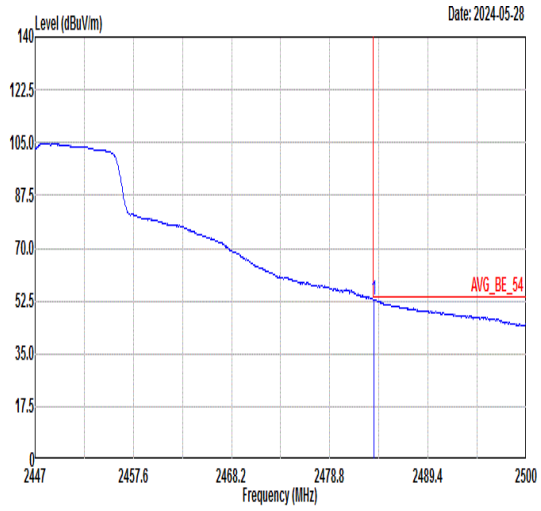 Freq Level Limit Line Margin Read Level Ant Factor Cable Loss Preamp Factor APos TPos Remark MHz dBuV/m dBuV/m dB dBuV dB/m dB dB cm deg 1 2483.57 53.04 54.00 -0.96 44.80 32.46 7.88 32.10 210 153 AVERAGE	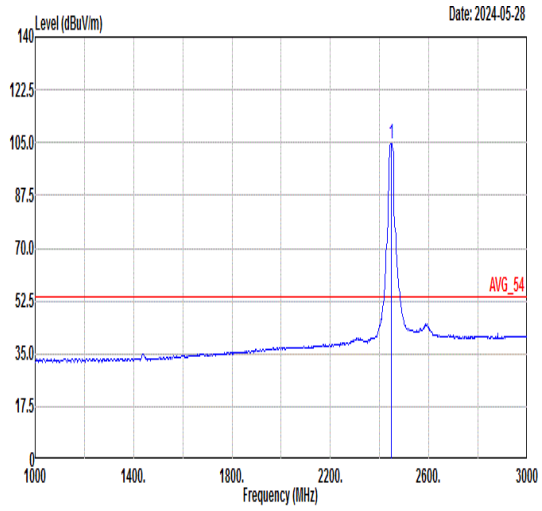 Freq Level Limit Line Margin Read Level Ant Factor Cable Loss Preamp Factor APos TPos Remark MHz dBuV/m dBuV/m dB dBuV dB/m dB dB cm deg 1 2447.00 104.75 ------ ------ 96.61 32.39 7.84 32.09 210 153 AVERAGE

Mode	25	
	Band Edge - L	
	2400-2483.5_802.11n HT20_CH07_2442MHz	
ANT	SISO	
Pol.	Horizontal	Fundamental
Peak	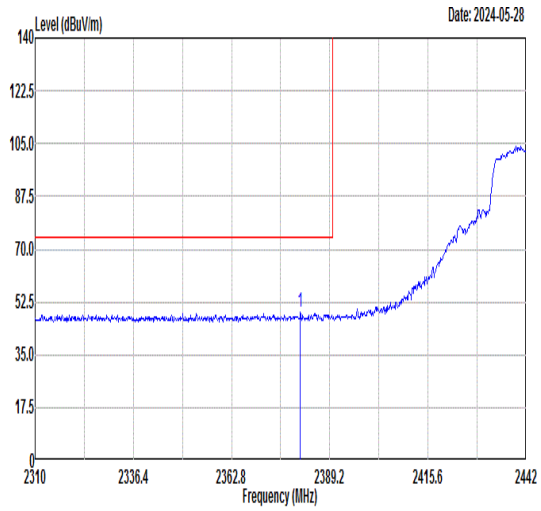 Freq Level Limit Line Margin Read Level Ant Factor Cable Loss Preamp Factor APos TPos Remark MHz dBuV/m dBuV/m dB dBuV dB/m dB dB cm deg 1 2381.28 49.08 74.00 -24.92 41.18 32.24 7.74 32.08 320 265 PEAK	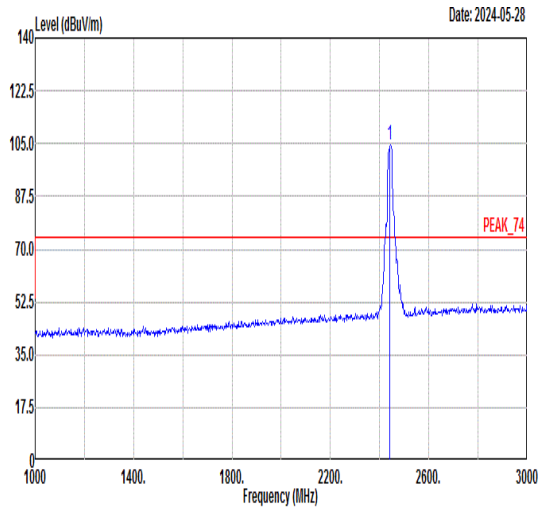 Freq Level Limit Line Margin Read Level Ant Factor Cable Loss Preamp Factor APos TPos Remark MHz dBuV/m dBuV/m dB dBuV dB/m dB dB cm deg 1 2442.00 104.35 ------ ------ 96.22 32.38 7.84 32.09 320 265 PEAK
Avg	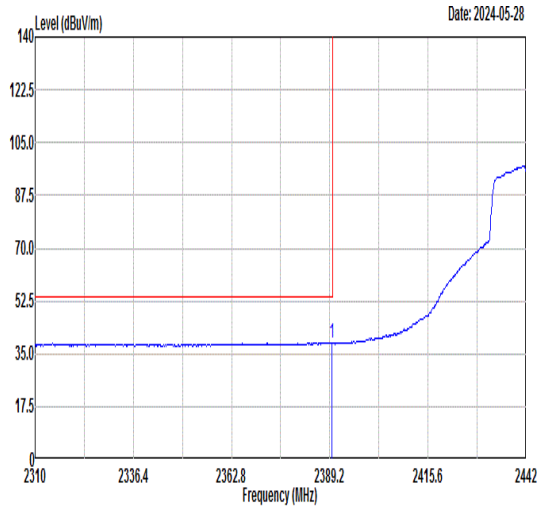 Freq Level Limit Line Margin Read Level Ant Factor Cable Loss Preamp Factor APos TPos Remark MHz dBuV/m dBuV/m dB dBuV dB/m dB dB cm deg 1 2389.73 38.81 54.00 -15.19 30.87 32.26 7.76 32.08 320 265 AVERAGE	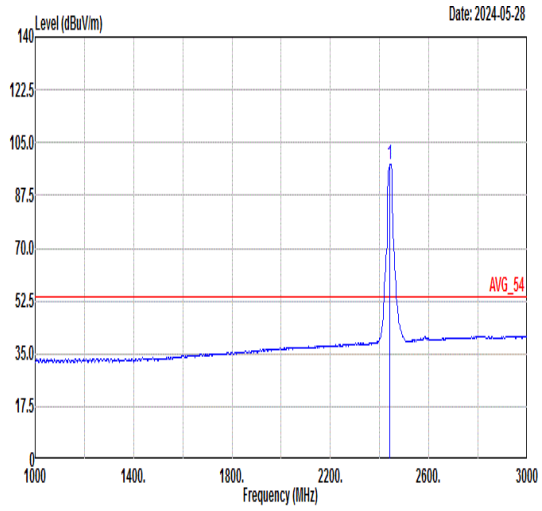 Freq Level Limit Line Margin Read Level Ant Factor Cable Loss Preamp Factor APos TPos Remark MHz dBuV/m dBuV/m dB dBuV dB/m dB dB cm deg 1 2442.00 97.91 ------ ------ 89.78 32.38 7.84 32.09 320 265 AVERAGE

Mode	25	
	Band Edge - R	
	2400-2483.5_802.11n HT20_CH07_2442MHz	
ANT	SISO	
Pol.	Horizontal	Fundamental
Peak	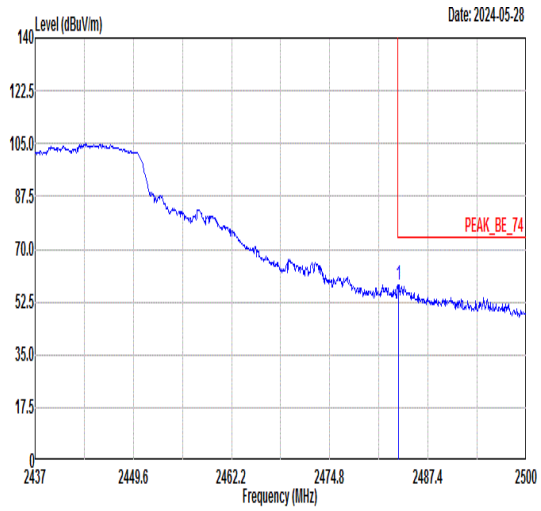 Freq Level Limit Line Margin Read Level Ant Factor Cable Loss Preamp Factor APos TPos Remark MHz dBuV/m dBuV/m dB dBuV dB/m dB dB cm deg 1 2483.62 58.36 74.00 -15.64 50.12 32.46 7.88 32.10 320 265 PEAK	Blank
Avg	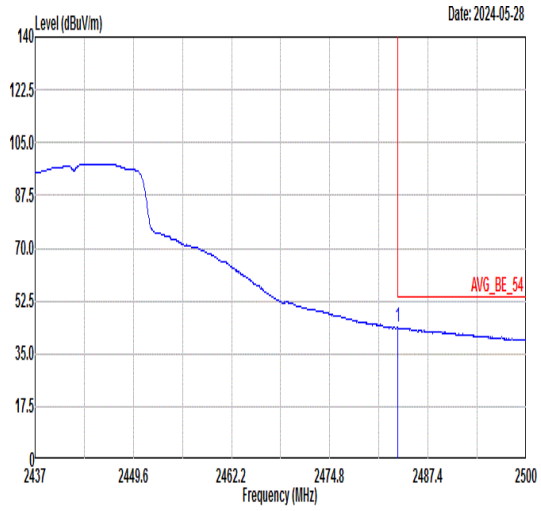 Freq Level Limit Line Margin Read Level Ant Factor Cable Loss Preamp Factor APos TPos Remark MHz dBuV/m dBuV/m dB dBuV dB/m dB dB cm deg 1 2483.56 43.60 54.00 -10.40 35.36 32.46 7.88 32.10 320 265 AVERAGE	Blank

Mode	25	
	Band Edge - L	
	2400-2483.5_802.11n HT20_CH07_2442MHz	
ANT	SISO	
Pol.	Vertical	Fundamental
Peak	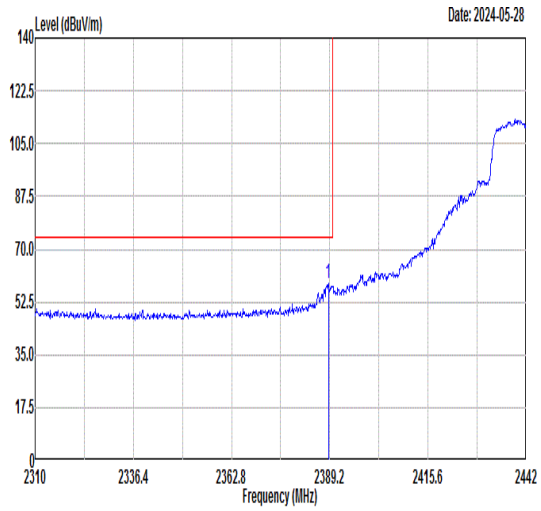 Freq Level Limit Line Margin Read Level Ant Factor Cable Loss Preamp Factor APos TPos Remark MHz dBuV/m dBuV/m dB dBuV dB/m dB dB cm deg 1 2388.80 58.38 74.00 -15.62 50.44 32.26 7.76 32.08 214 151 PEAK	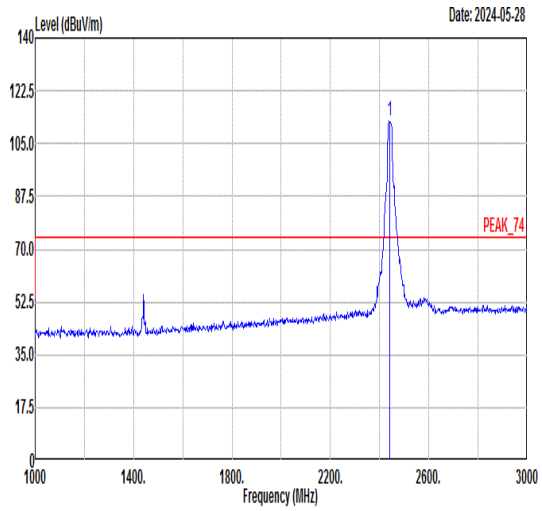 Freq Level Limit Line Margin Read Level Ant Factor Cable Loss Preamp Factor APos TPos Remark MHz dBuV/m dBuV/m dB dBuV dB/m dB dB cm deg 1 2442.00 112.30 ------ ------ 104.20 32.36 7.83 32.09 214 151 PEAK
Avg	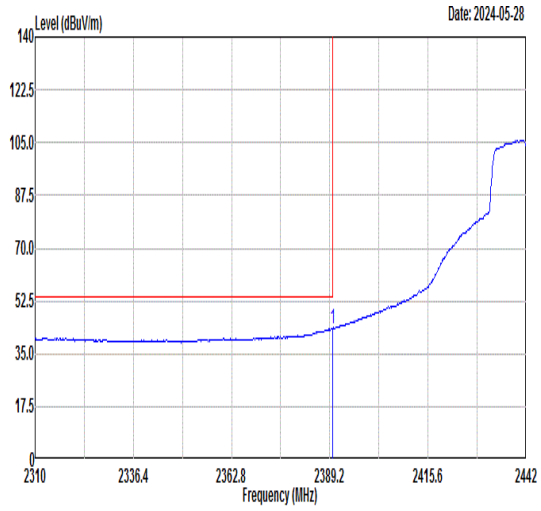 Freq Level Limit Line Margin Read Level Ant Factor Cable Loss Preamp Factor APos TPos Remark MHz dBuV/m dBuV/m dB dBuV dB/m dB dB cm deg 1 2389.99 43.45 54.00 -10.55 35.51 32.26 7.76 32.08 214 151 AVERAGE	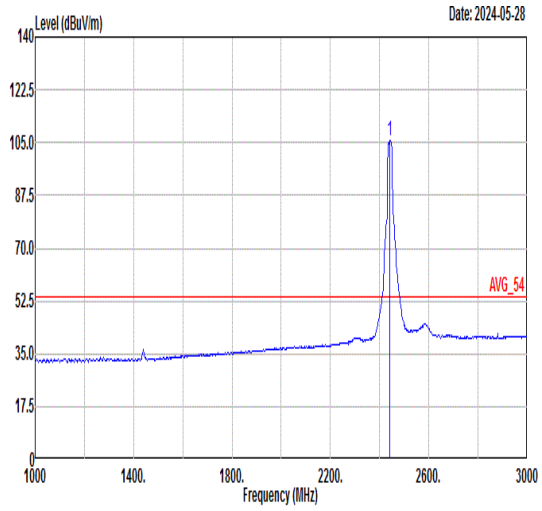 Freq Level Limit Line Margin Read Level Ant Factor Cable Loss Preamp Factor APos TPos Remark MHz dBuV/m dBuV/m dB dBuV dB/m dB dB cm deg 1 2442.00 105.67 ------ ------ 97.55 32.37 7.84 32.09 214 151 AVERAGE

Mode	25	
	Band Edge - R	
	2400-2483.5_802.11n HT20_CH07_2442MHz	
ANT	SISO	
Pol.	Vertical	Fundamental
Peak	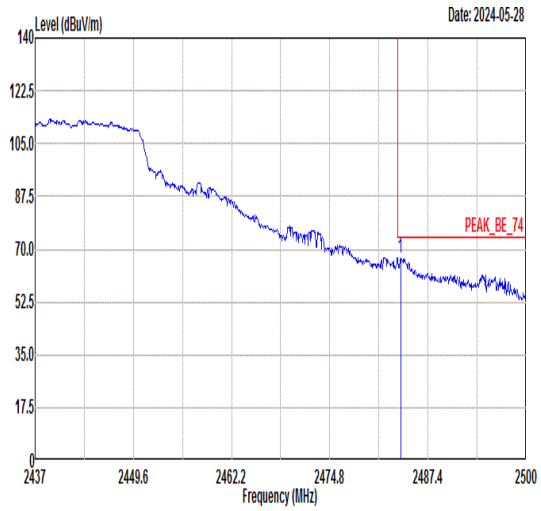 Freq Level Limit Line Margin Read Level Ant Factor Cable Loss Preamp Factor APos TPos Remark MHz dBuV/m dBuV/m dB dBuV dB/m dB dB cm deg 1 2483.87 66.99 74.00 -7.01 58.75 32.46 7.88 32.10 214 151 PEAK	Blank
Avg	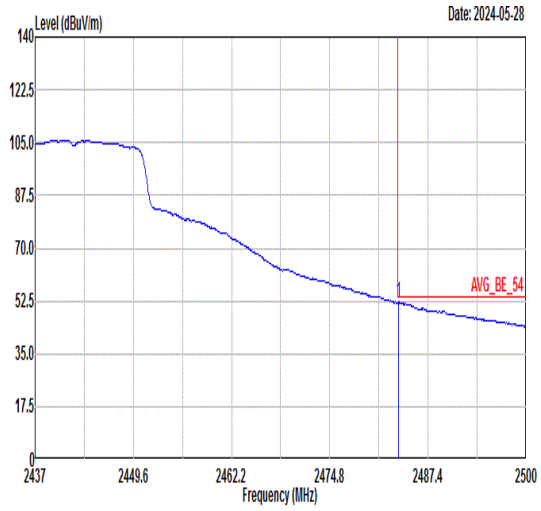 Freq Level Limit Line Margin Read Level Ant Factor Cable Loss Preamp Factor APos TPos Remark MHz dBuV/m dBuV/m dB dBuV dB/m dB dB cm deg 1 2483.62 52.13 54.00 -1.87 43.89 32.46 7.88 32.10 214 151 AVERAGE	Blank

Appendix D. Duty Cycle Plots

Band	Duty Cycle(%)	T(ms)	1/T(kHz)	VBW Setting
802.11b	20.36	11.449	0.087	100Hz
802.11g	20.31	1.913	0.523	1KHz
802.11n HT20	20.27	1.768	0.566	1KHz
802.11n HT40	24.48	0.855	1.169	3KHz

802.11b

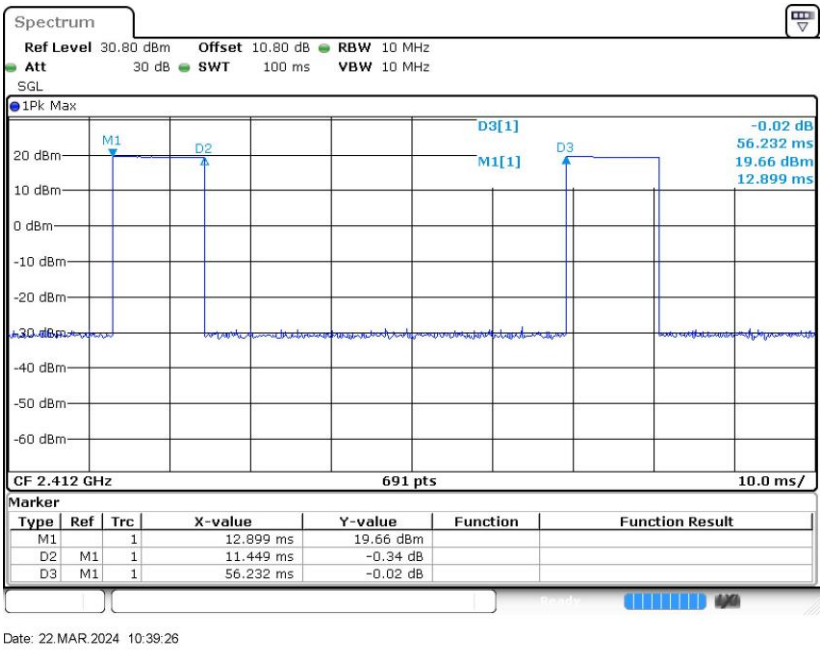

802.11g

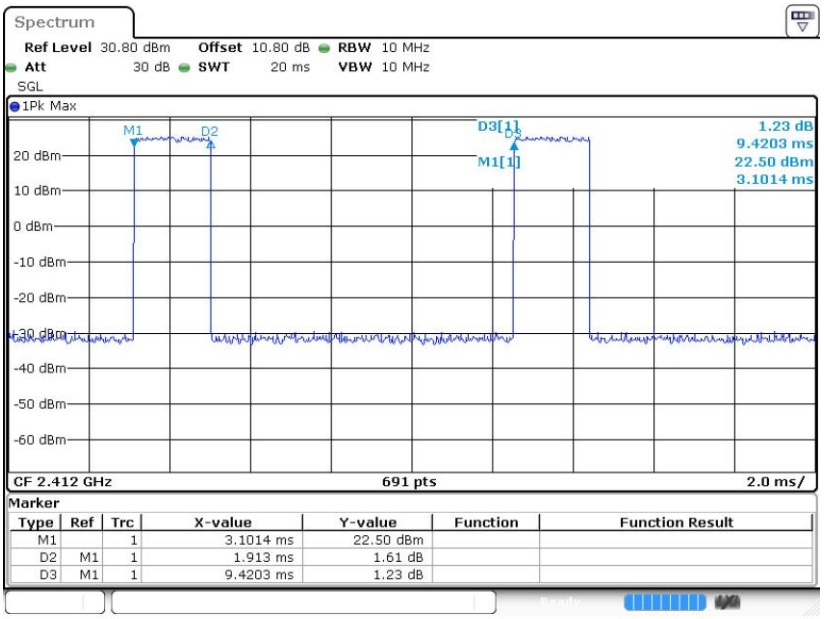

Date: 22.MAR.2024 13:29:45

802.11n HT20

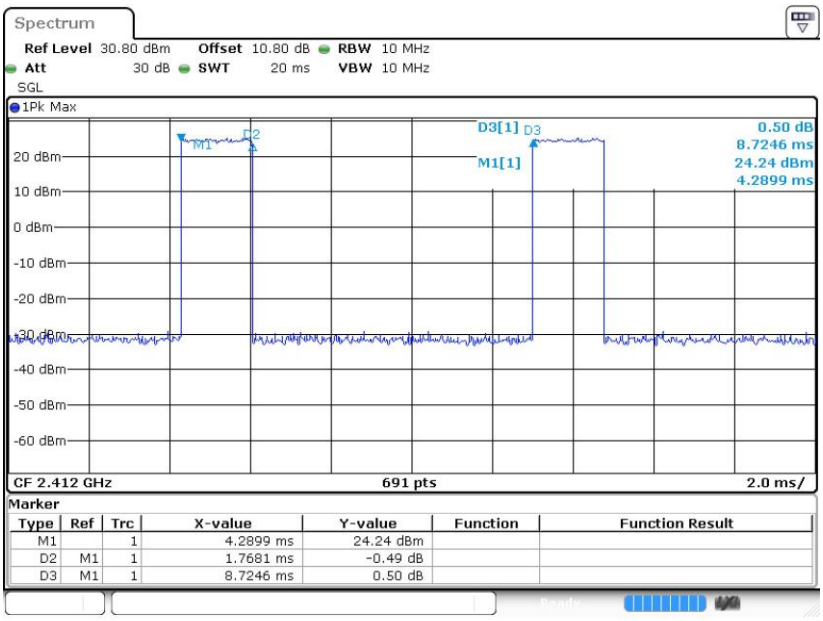

Date: 22.MAR.2024 13:45:08

802.11n HT40

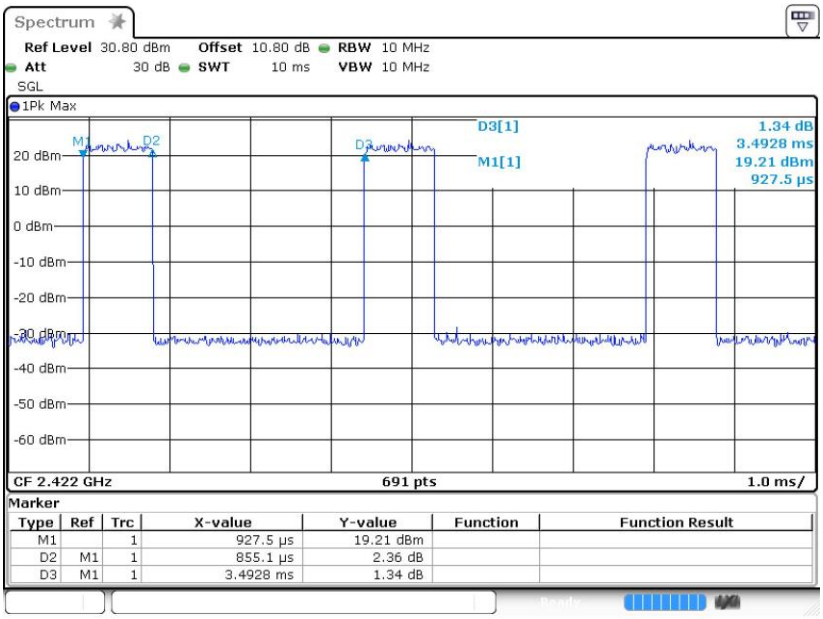

Date: 22.MAR.2024 13:49:57