Mode	19	
	Band Edge - R	
	U-NII-1_5.15-5.25_802.11n HT40_CH38_5190MHz	
ANT	SISO	
Pol.	Vertical	Fundamental
Peak	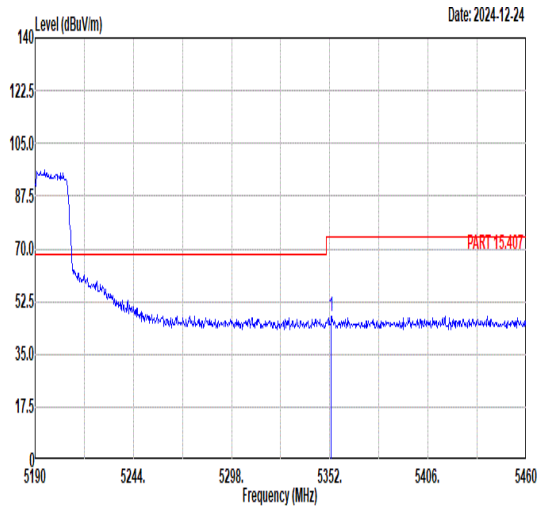 Freq Level Limit Line Margin Read Level Ant Factor Cable Loss Preamp Factor APos TPos Remark MHz dBuV/m dBuV/m dB dBuV dB/m dB dB cm deg 1 5352.81 47.74 74.00 -26.26 37.95 34.11 8.34 32.66 300 162 PEAK	Blank
Avg	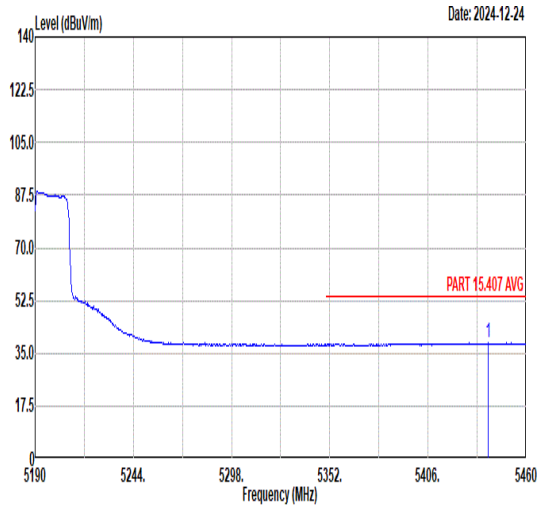 Freq Level Limit Line Margin Read Level Ant Factor Cable Loss Preamp Factor APos TPos Remark MHz dBuV/m dBuV/m dB dBuV dB/m dB dB cm deg 1 5439.21 38.40 54.00 -15.60 28.42 34.16 8.44 32.62 300 162 AVERAGE	Blank

Mode	20	
	Band Edge - L	
	U-NII-1_5.15-5.25_802.11n HT40_CH46_5230MHz	
ANT	SISO	
Pol.	Horizontal	Fundamental
Peak	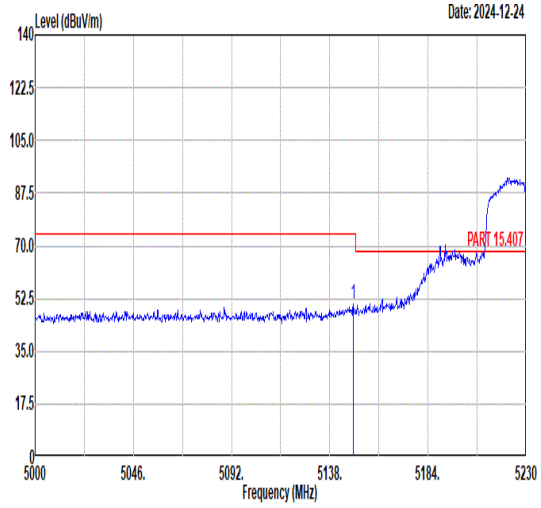 Freq Level Limit Line Margin Read Level Ant Factor Cable Loss Preamp Factor APos TPos Remark MHz dBuV/m dBuV/m dB dBuV dB/m dB dB cm deg 1 5149.04 50.59 74.00 -23.41 41.42 33.99 7.92 32.74 100 247 PEAK	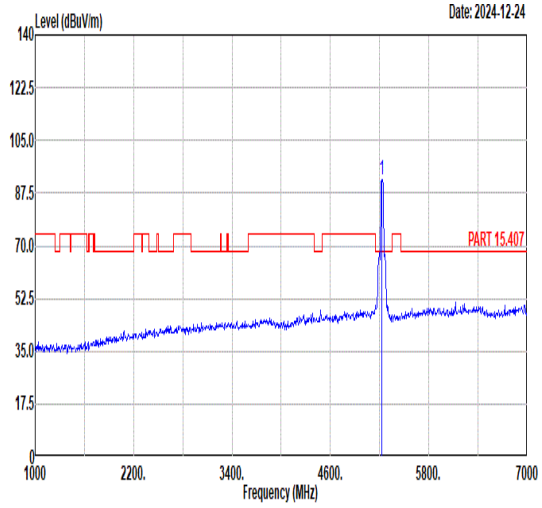 Freq Level Limit Line Margin Read Level Ant Factor Cable Loss Preamp Factor APos TPos Remark MHz dBuV/m dBuV/m dB dBuV dB/m dB dB cm deg 1 5230.00 92.12 ------ ------ 82.76 34.04 8.02 32.70 100 247 PEAK
Avg	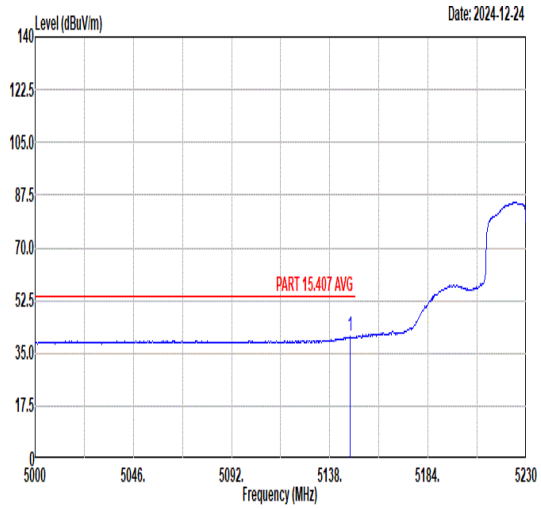 Freq Level Limit Line Margin Read Level Ant Factor Cable Loss Preamp Factor APos TPos Remark MHz dBuV/m dBuV/m dB dBuV dB/m dB dB cm deg 1 5147.43 40.80 54.00 -13.20 31.63 33.99 7.92 32.74 100 247 AVERAGE	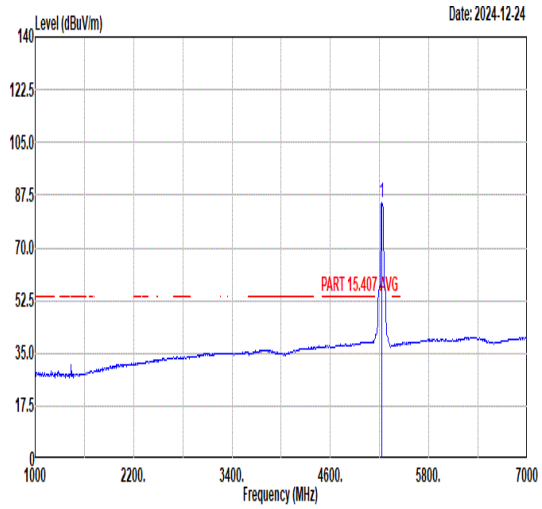 Freq Level Limit Line Margin Read Level Ant Factor Cable Loss Preamp Factor APos TPos Remark MHz dBuV/m dBuV/m dB dBuV dB/m dB dB cm deg 1 5230.00 84.80 ------ ------ 75.49 34.03 7.99 32.71 100 247 AVERAGE

Mode	20	
	Band Edge - R	
	U-NII-1_5.15-5.25_802.11n HT40_CH46_5230MHz	
ANT	SISO	
Pol.	Horizontal	Fundamental
Peak	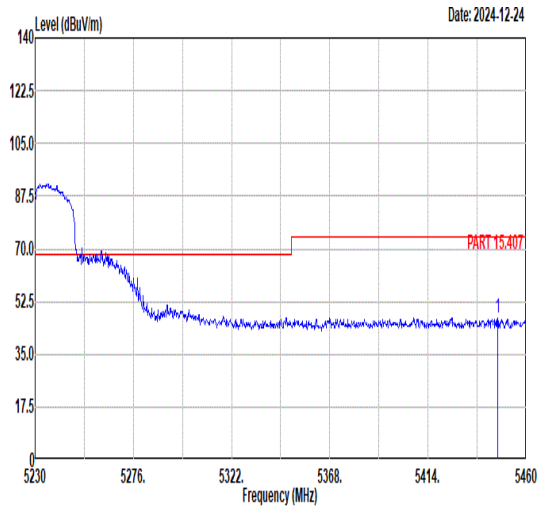 Freq Level Limit Line Margin Read Level Ant Factor Cable Loss Preamp Factor APos TPos Remark MHz dBuV/m dBuV/m dB dBuV dB/m dB dB cm deg 1 5446.66 47.14 74.00 -26.86 37.16 34.17 8.43 32.62 100 247 PEAK	Blank
Avg	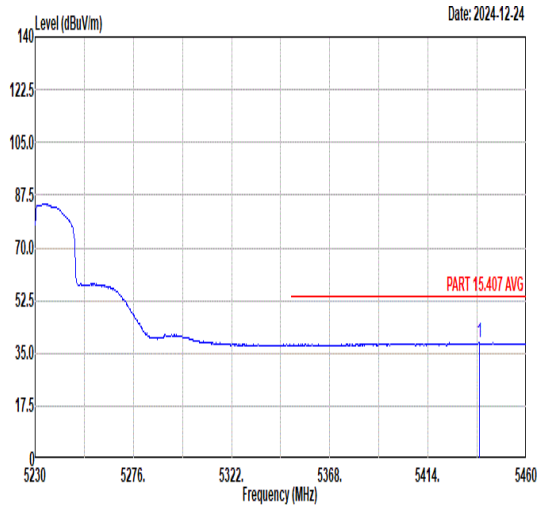 Freq Level Limit Line Margin Read Level Ant Factor Cable Loss Preamp Factor APos TPos Remark MHz dBuV/m dBuV/m dB dBuV dB/m dB dB cm deg 1 5437.92 38.38 54.00 -15.62 28.40 34.16 8.44 32.62 100 247 AVERAGE	Blank

Mode	20	
	Band Edge - L	
	U-NII-1_5.15-5.25_802.11n HT40_CH46_5230MHz	
ANT	SISO	
Pol.	Vertical	Fundamental
Peak	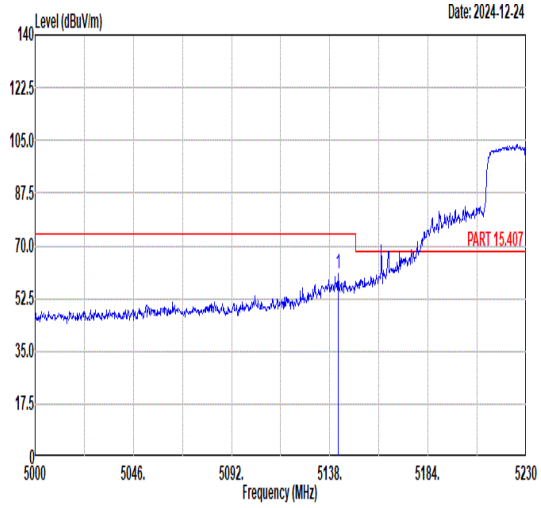 Freq Level Limit Line Margin Read Level Ant Factor Cable Loss Preamp Factor APos TPos Remark MHz dBuV/m dBuV/m dB dBuV dB/m dB dB cm deg 1 5141.91 60.97 74.00 -13.03 51.81 33.99 7.91 32.74 300 207 PEAK	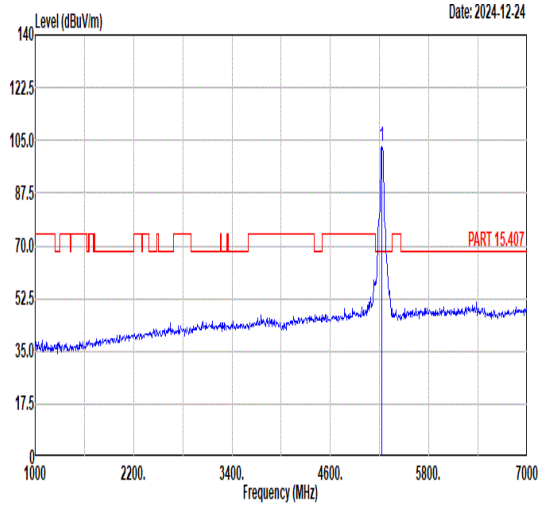 Freq Level Limit Line Margin Read Level Ant Factor Cable Loss Preamp Factor APos TPos Remark MHz dBuV/m dBuV/m dB dBuV dB/m dB dB cm deg 1 5230.00 102.81 ------ ------ 93.50 34.03 7.99 32.71 300 207 PEAK
Avg	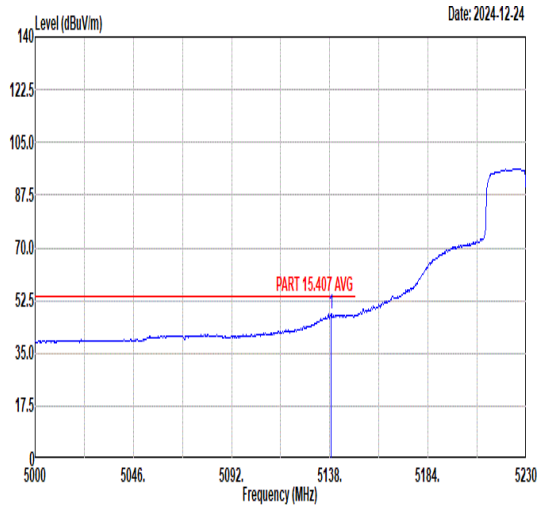 Freq Level Limit Line Margin Read Level Ant Factor Cable Loss Preamp Factor APos TPos Remark MHz dBuV/m dBuV/m dB dBuV dB/m dB dB cm deg 1 5138.69 48.16 54.00 -5.84 39.01 33.98 7.91 32.74 300 207 AVERAGE	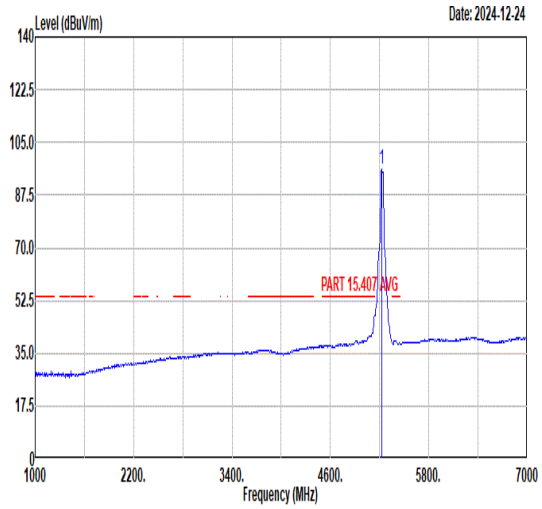 Freq Level Limit Line Margin Read Level Ant Factor Cable Loss Preamp Factor APos TPos Remark MHz dBuV/m dBuV/m dB dBuV dB/m dB dB cm deg 1 5230.00 96.11 ------ ------ 86.80 34.03 7.99 32.71 300 207 AVERAGE

Mode	20	
	Band Edge - R	
	U-NII-1_5.15-5.25_802.11n HT40_CH46_5230MHz	
ANT	SISO	
Pol.	Vertical	Fundamental
Peak	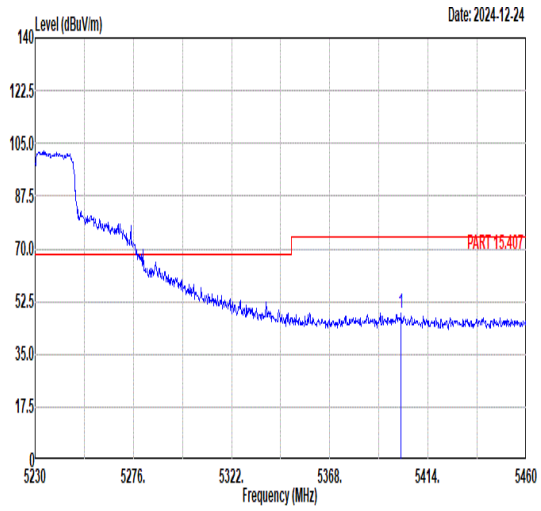 Freq Level Limit Line Margin Read Level Ant Factor Cable Loss Preamp Factor APos TPos Remark MHz dBuV/m dBuV/m dB dBuV dB/m dB dB cm deg 1 5401.35 48.53 74.00 -25.47 38.57 34.14 8.46 32.64 300 207 PEAK	Blank
Avg	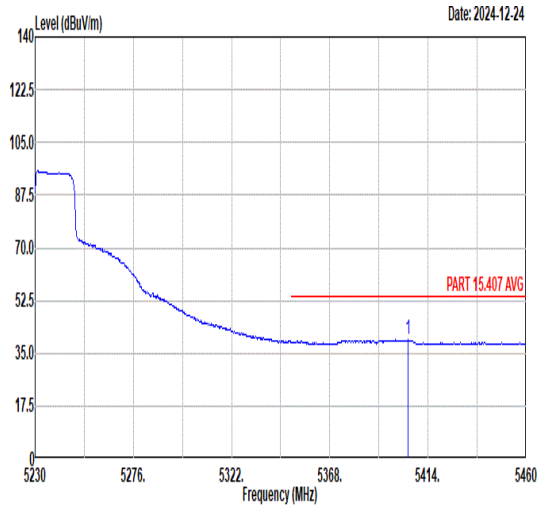 Freq Level Limit Line Margin Read Level Ant Factor Cable Loss Preamp Factor APos TPos Remark MHz dBuV/m dBuV/m dB dBuV dB/m dB dB cm deg 1 5404.80 39.65 54.00 -14.35 29.68 34.14 8.47 32.64 300 207 AVERAGE	Blank

Mode	21	
	Band Edge - L	
	U-NII-2A_5.25-5.35_802.11n HT40_CH54_5270MHz	
ANT	SISO	
Pol.	Horizontal	Fundamental
Peak	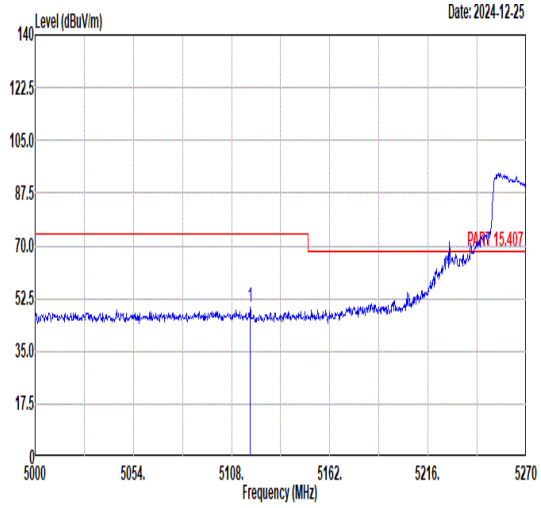 Freq Level Limit Line Margin Read Level Ant Factor Cable Loss Preamp Factor APos TPos Remark MHz dBuV/m dBuV/m dB dBuV dB/m dB dB cm deg 1 5118.26 49.48 74.00 -24.52 40.36 33.97 7.90 32.75 109 242 PEAK	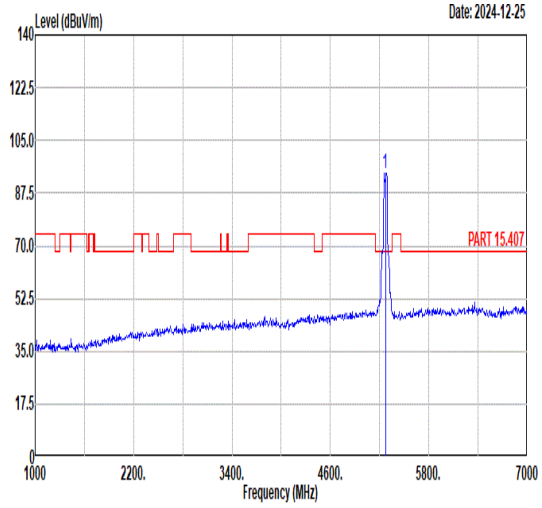 Freq Level Limit Line Margin Read Level Ant Factor Cable Loss Preamp Factor APos TPos Remark MHz dBuV/m dBuV/m dB dBuV dB/m dB dB cm deg 1 5270.00 94.27 ------ ------ 84.73 34.07 8.15 32.68 109 242 PEAK
Avg	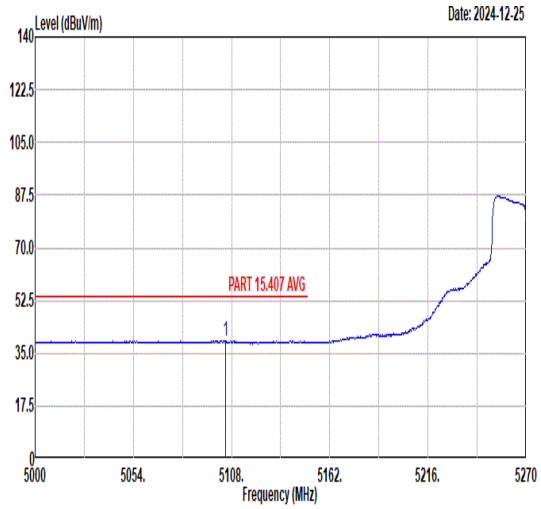 Freq Level Limit Line Margin Read Level Ant Factor Cable Loss Preamp Factor APos TPos Remark MHz dBuV/m dBuV/m dB dBuV dB/m dB dB cm deg 1 5104.49 39.24 54.00 -14.76 30.15 33.96 7.89 32.76 109 242 AVERAGE	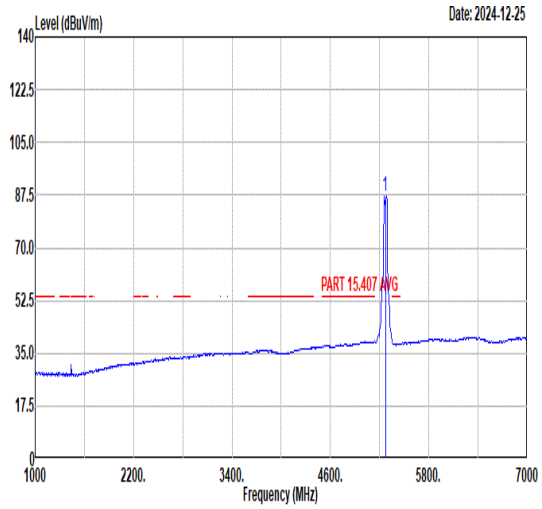 Freq Level Limit Line Margin Read Level Ant Factor Cable Loss Preamp Factor APos TPos Remark MHz dBuV/m dBuV/m dB dBuV dB/m dB dB cm deg 1 5270.00 87.21 ------ ------ 77.67 34.07 8.15 32.68 109 242 AVERAGE

Mode	21	
	Band Edge - R	
	U-NII-2A_5.25-5.35_802.11n HT40_CH54_5270MHz	
ANT	SISO	
Pol.	Horizontal	Fundamental
Peak	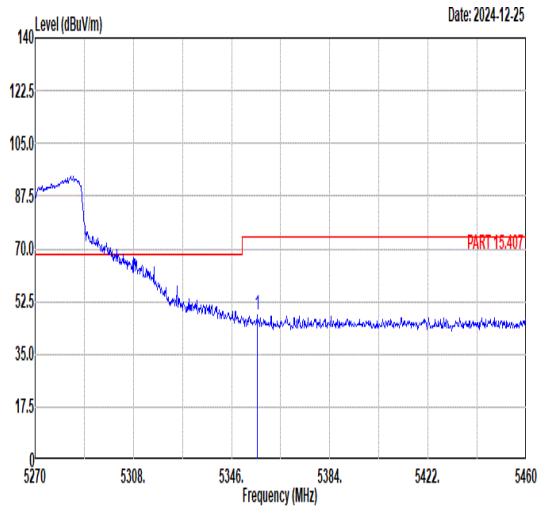 Freq Level Limit Line Margin Read Level Ant Factor Cable Loss Preamp Factor APos TPos Remark MHz dBuV/m dBuV/m dB dBuV dB/m dB dB cm deg 1 5355.88 47.87 74.00 -26.13 38.08 34.11 8.34 32.66 109 242 PEAK	Blank
Avg	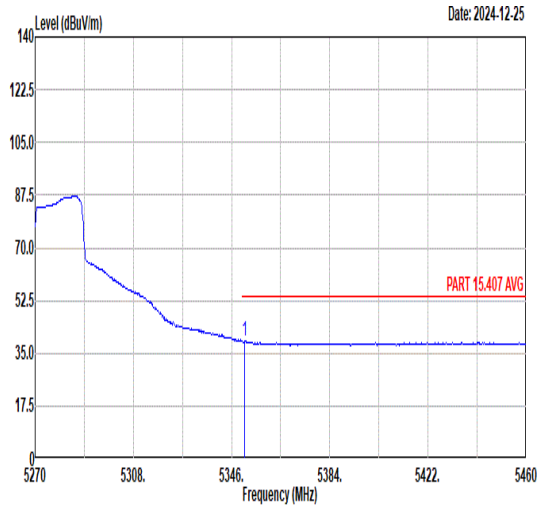 Freq Level Limit Line Margin Read Level Ant Factor Cable Loss Preamp Factor APos TPos Remark MHz dBuV/m dBuV/m dB dBuV dB/m dB dB cm deg 1 5351.13 39.07 54.00 -14.93 29.29 34.11 8.33 32.66 109 242 AVERAGE	Blank

Mode	21	
	Band Edge - L	
	U-NII-2A_5.25-5.35_802.11n HT40_CH54_5270MHz	
ANT	SISO	
Pol.	Vertical	Fundamental
Peak	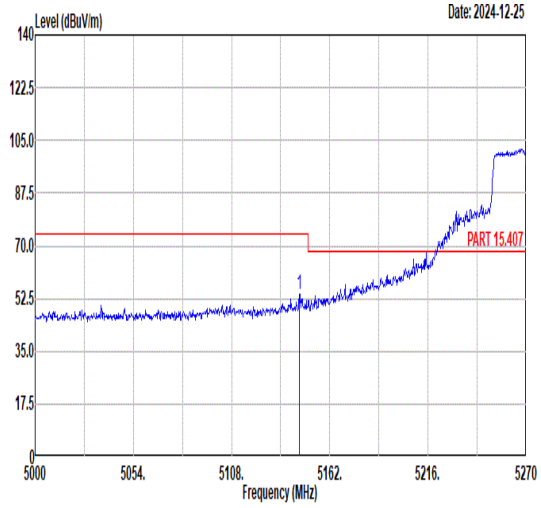 Freq Level Limit Line Margin Read Level Ant Factor Cable Loss Preamp Factor APos TPos Remark MHz dBuV/m dBuV/m dB dBuV dB/m dB dB cm deg 1 5145.26 54.14 74.00 -19.86 44.97 33.99 7.92 32.74 100 288 PEAK	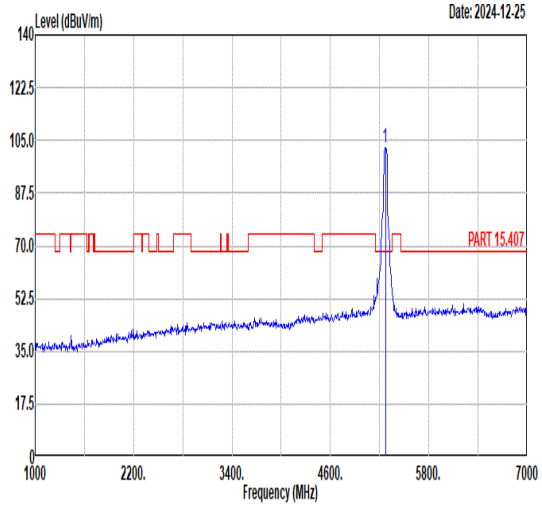 Freq Level Limit Line Margin Read Level Ant Factor Cable Loss Preamp Factor APos TPos Remark MHz dBuV/m dBuV/m dB dBuV dB/m dB dB cm deg 1 5270.00 102.61 ------ ------ 93.12 34.06 8.12 32.69 100 288 PEAK
Avg	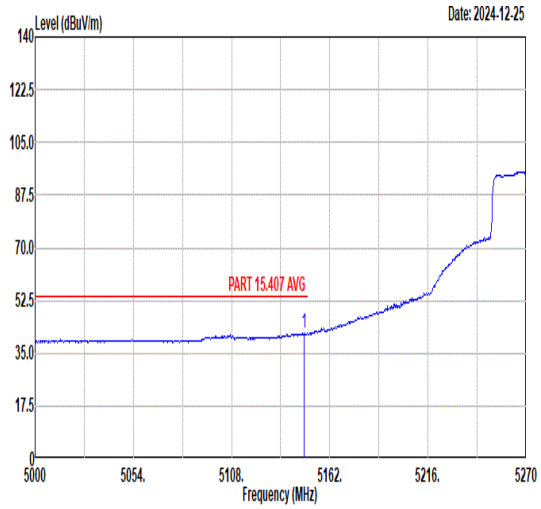 Freq Level Limit Line Margin Read Level Ant Factor Cable Loss Preamp Factor APos TPos Remark MHz dBuV/m dBuV/m dB dBuV dB/m dB dB cm deg 1 5147.96 41.58 54.00 -12.42 32.41 33.99 7.92 32.74 100 288 AVERAGE	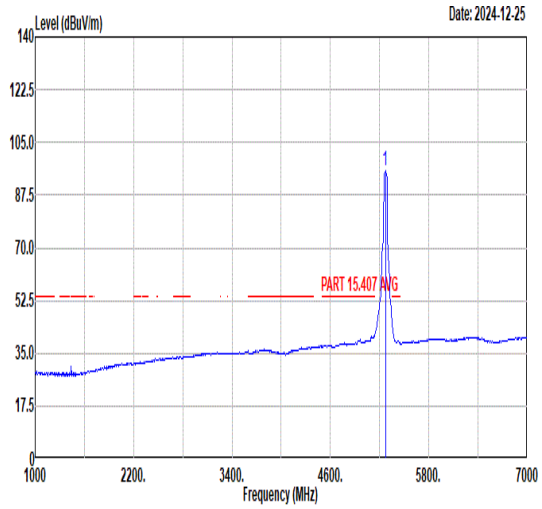 Freq Level Limit Line Margin Read Level Ant Factor Cable Loss Preamp Factor APos TPos Remark MHz dBuV/m dBuV/m dB dBuV dB/m dB dB cm deg 1 5270.00 95.48 ------ ------ 85.96 34.07 8.14 32.69 100 288 AVERAGE

Mode	21	
	Band Edge - R	
	U-NII-2A_5.25-5.35_802.11n HT40_CH54_5270MHz	
ANT	SISO	
Pol.	Vertical	Fundamental
Peak	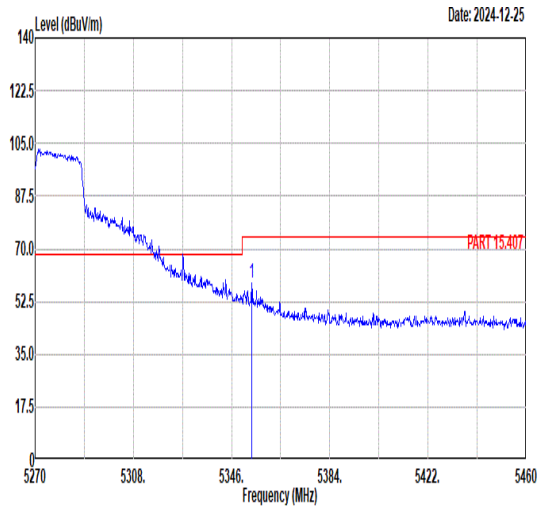 Freq Level Limit Line Margin Read Level Ant Factor Cable Loss Preamp Factor APos TPos Remark MHz dBuV/m dBuV/m dB dBuV dB/m dB dB cm deg 1 5353.79 58.88 74.00 -15.12 49.09 34.11 8.34 32.66 100 288 PEAK	Blank
Avg	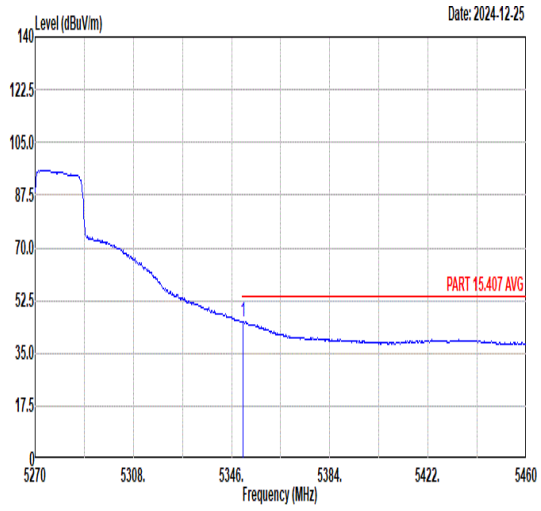 Freq Level Limit Line Margin Read Level Ant Factor Cable Loss Preamp Factor APos TPos Remark MHz dBuV/m dBuV/m dB dBuV dB/m dB dB cm deg 1 5350.37 45.54 54.00 -8.46 35.76 34.11 8.33 32.66 100 288 AVERAGE	Blank

Mode	22	
	Band Edge - L	
	U-NII-2A_5.25-5.35_802.11n HT40_CH62_5310MHz	
ANT	SISO	
Pol.	Horizontal	Fundamental
Peak	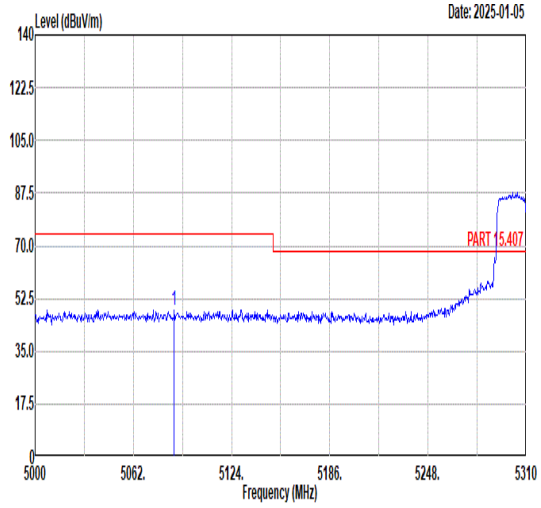 Freq Level Limit Line Margin Read Level Ant Factor Cable Loss Preamp Factor APos TPos Remark MHz dBuV/m dBuV/m dB dBuV dB/m dB dB cm deg 1 5087.73 48.75 74.00 -25.25 39.68 33.95 7.88 32.76 100 59 PEAK	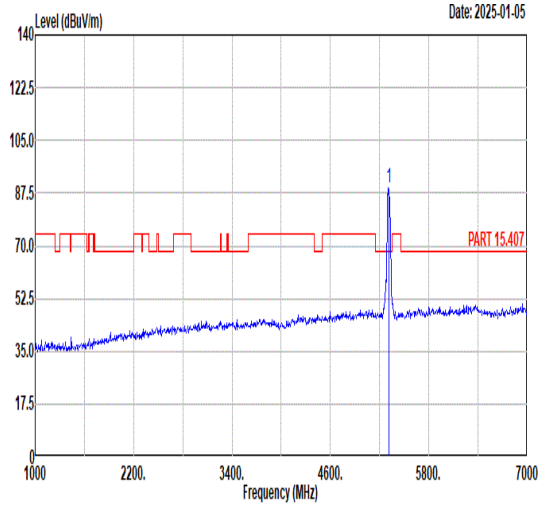 Freq Level Limit Line Margin Read Level Ant Factor Cable Loss Preamp Factor APos TPos Remark MHz dBuV/m dBuV/m dB dBuV dB/m dB dB cm deg 1 5310.00 89.03 ------ ------ 79.40 34.08 8.22 32.67 100 59 PEAK
Avg	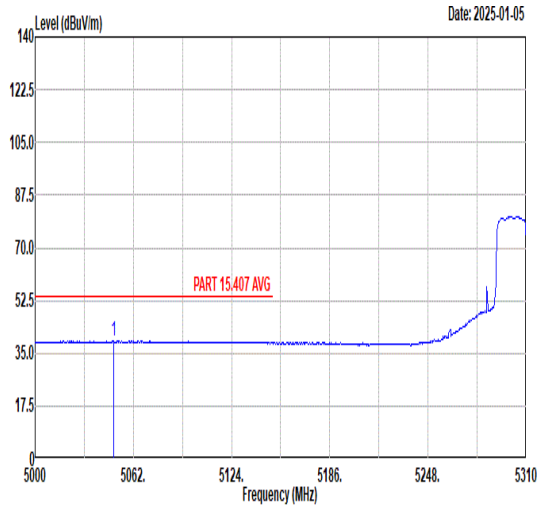 Freq Level Limit Line Margin Read Level Ant Factor Cable Loss Preamp Factor APos TPos Remark MHz dBuV/m dBuV/m dB dBuV dB/m dB dB cm deg 1 5049.60 39.00 54.00 -15.00 30.00 33.93 7.85 32.78 100 59 AVERAGE	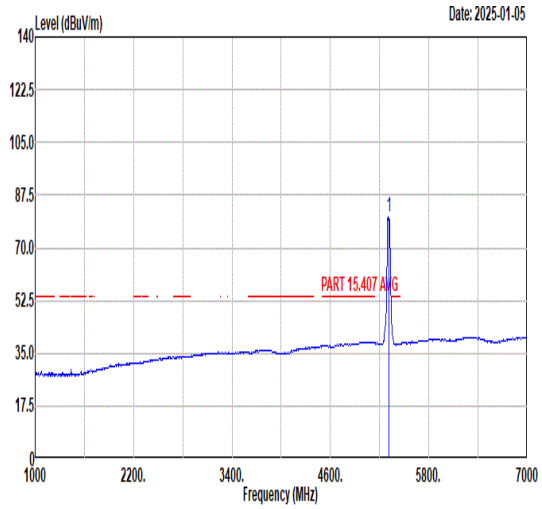 Freq Level Limit Line Margin Read Level Ant Factor Cable Loss Preamp Factor APos TPos Remark MHz dBuV/m dBuV/m dB dBuV dB/m dB dB cm deg 1 5310.00 80.08 ------ ------ 70.45 34.08 8.22 32.67 100 59 AVERAGE

Mode	22	
	Band Edge - R	
	U-NII-2A_5.25-5.35_802.11n HT40_CH62_5310MHz	
ANT	SISO	
Pol.	Horizontal	Fundamental
Peak	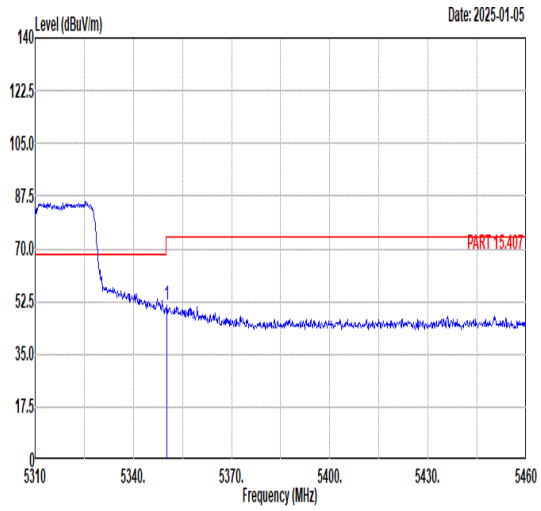 Freq Level Limit Line Margin Read Level Ant Factor Cable Loss Preamp Factor APos TPos Remark MHz dBuV/m dBuV/m dB dBuV dB/m dB dB cm deg 1 5350.20 51.15 74.00 -22.85 41.37 34.11 8.33 32.66 100 59 PEAK	Blank
Avg	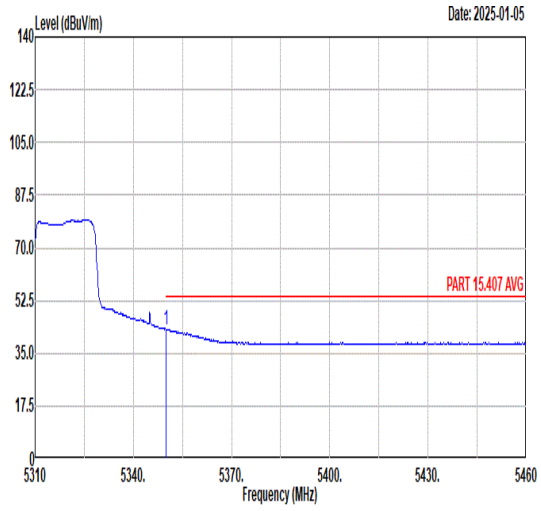 Freq Level Limit Line Margin Read Level Ant Factor Cable Loss Preamp Factor APos TPos Remark MHz dBuV/m dBuV/m dB dBuV dB/m dB dB cm deg 1 5350.05 42.96 54.00 -11.04 33.18 34.11 8.33 32.66 100 59 AVERAGE	Blank

Mode	22	
	Band Edge - L	
	U-NII-2A_5.25-5.35_802.11n HT40_CH62_5310MHz	
ANT	SISO	
Pol.	Vertical	Fundamental
Peak	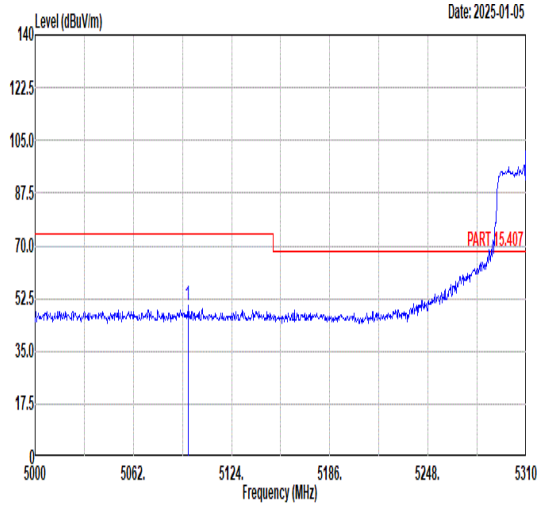 Freq Level Limit Line Margin Read Level Ant Factor Cable Loss Preamp Factor APos TPos Remark MHz dBuV/m dBuV/m dB dBuV dB/m dB dB cm deg 1 5096.41 50.11 74.00 -23.89 41.03 33.96 7.88 32.76 400 38 PEAK	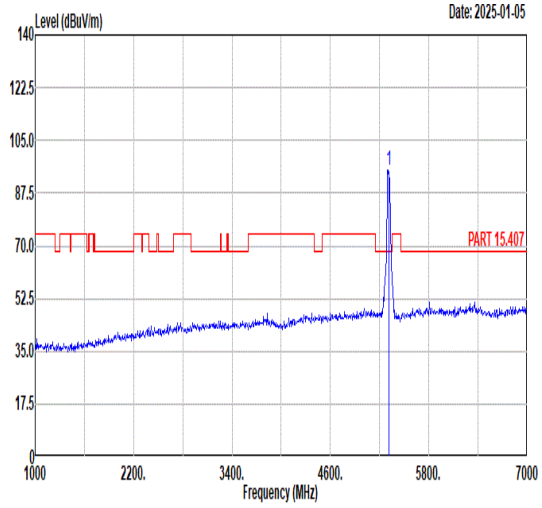 Freq Level Limit Line Margin Read Level Ant Factor Cable Loss Preamp Factor APos TPos Remark MHz dBuV/m dBuV/m dB dBuV dB/m dB dB cm deg 1 5310.00 95.26 ------ ------ 85.66 34.08 8.20 32.68 400 38 PEAK
Avg	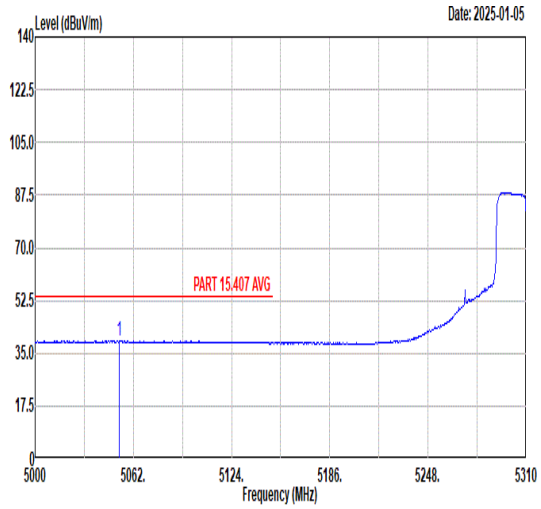 Freq Level Limit Line Margin Read Level Ant Factor Cable Loss Preamp Factor APos TPos Remark MHz dBuV/m dBuV/m dB dBuV dB/m dB dB cm deg 1 5053.01 39.15 54.00 -14.85 30.15 33.93 7.85 32.78 400 38 AVERAGE	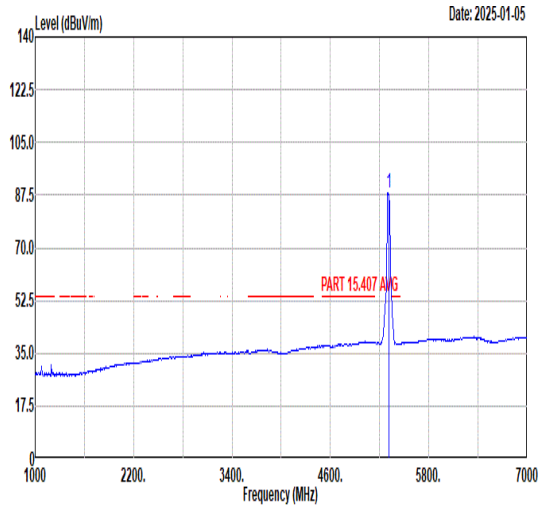 Freq Level Limit Line Margin Read Level Ant Factor Cable Loss Preamp Factor APos TPos Remark MHz dBuV/m dBuV/m dB dBuV dB/m dB dB cm deg 1 5310.00 88.30 ------ ------ 78.70 34.08 8.20 32.68 400 38 AVERAGE

Mode	22	
	Band Edge - R	
	U-NII-2A_5.25-5.35_802.11n HT40_CH62_5310MHz	
ANT	SISO	
Pol.	Vertical	Fundamental
Peak	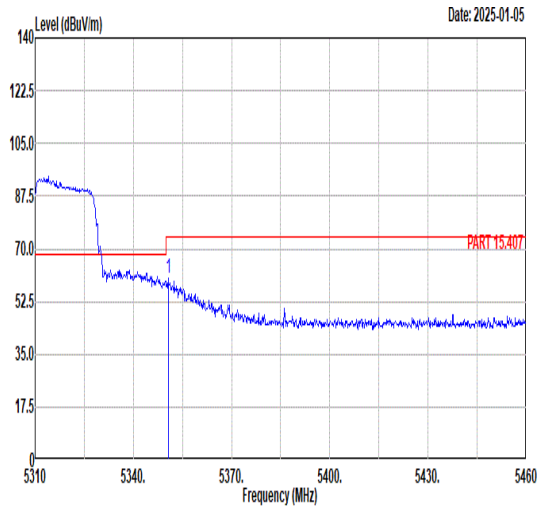 Freq Level Limit Line Margin Read Level Ant Factor Cable Loss Preamp Factor APos TPos Remark MHz dBuV/m dBuV/m dB dBuV dB/m dB dB cm deg 1 5350.65 60.39 74.00 -13.61 50.61 34.11 8.33 32.66 400 38 PEAK	Blank
Avg	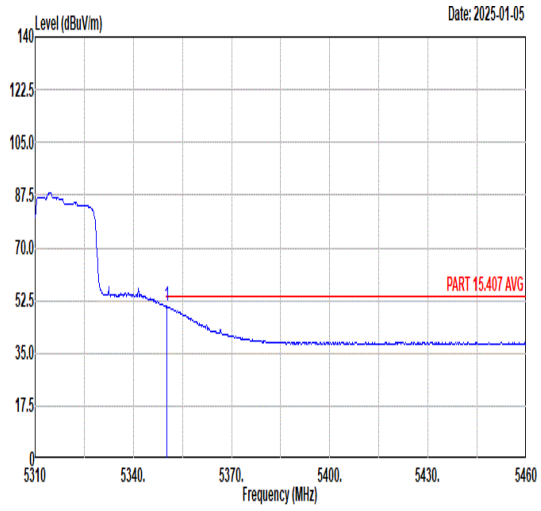 Freq Level Limit Line Margin Read Level Ant Factor Cable Loss Preamp Factor APos TPos Remark MHz dBuV/m dBuV/m dB dBuV dB/m dB dB cm deg 1 5350.20 50.49 54.00 -3.51 40.71 34.11 8.33 32.66 400 38 AVERAGE	Blank

Mode	23	
	Band Edge - L	
	U-NII-2C_5.47-5.725_802.11n HT40_CH102_5510MHz	
ANT	SISO	
Pol.	Horizontal	Fundamental
Peak	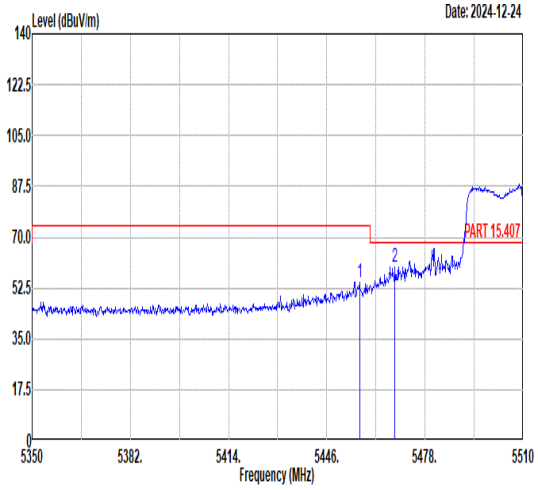 Freq Level Limit Line Margin Read Level Ant Factor Cable Loss Preamp Factor APos TPos Remark MHz dBuV/m dBuV/m dB dBuV dB/m dB dB cm deg 1 5456.72 54.52 74.00 -19.48 44.55 34.17 8.41 32.61 400 53 PEAK 2 5468.24 59.78 68.30 -8.52 49.81 34.18 8.40 32.61 400 53 PEAK	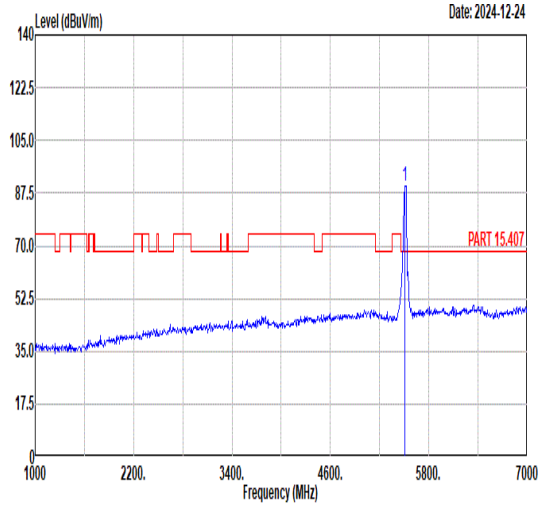 Freq Level Limit Line Margin Read Level Ant Factor Cable Loss Preamp Factor APos TPos Remark MHz dBuV/m dBuV/m dB dBuV dB/m dB dB cm deg 1 5510.00 90.07 ------ ------ 80.14 34.21 8.34 32.62 400 53 PEAK
Avg	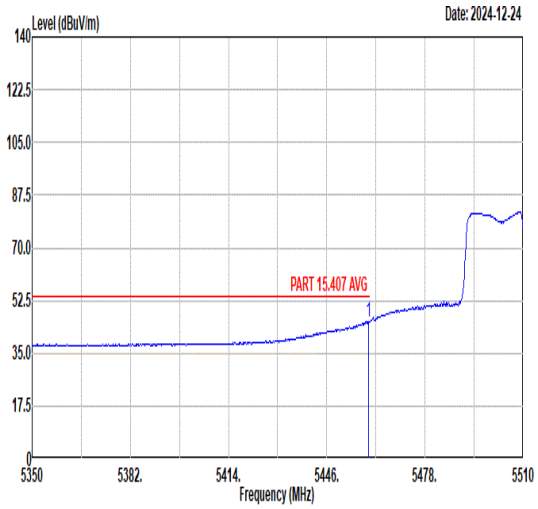 Freq Level Limit Line Margin Read Level Ant Factor Cable Loss Preamp Factor APos TPos Remark MHz dBuV/m dBuV/m dB dBuV dB/m dB dB cm deg 1 5459.60 45.68 54.00 -8.32 35.71 34.17 8.41 32.61 400 53 AVERAGE	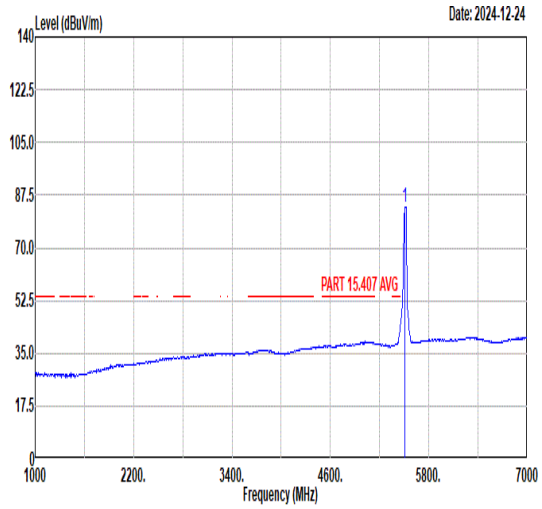 Freq Level Limit Line Margin Read Level Ant Factor Cable Loss Preamp Factor APos TPos Remark MHz dBuV/m dBuV/m dB dBuV dB/m dB dB cm deg 1 5510.00 83.57 ------ ------ 73.64 34.21 8.34 32.62 400 53 AVERAGE

Mode	23	
	Band Edge - R	
	U-NII-2C_5.47-5.725_802.11n HT40_CH102_5510MHz	
ANT	SISO	
Pol.	Horizontal	Fundamental
Peak	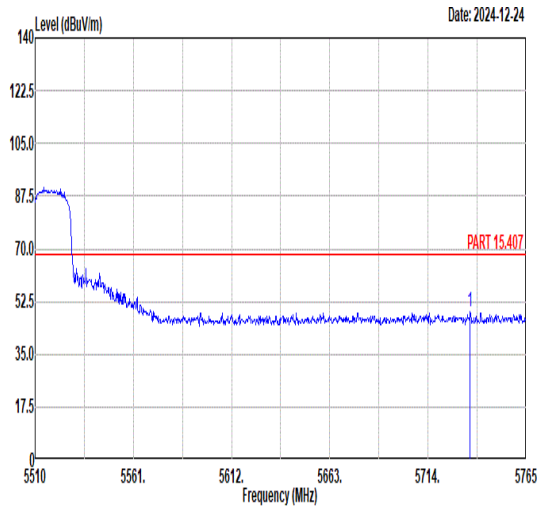 Freq Level Limit Line Margin Read Level Ant Factor Cable Loss Preamp Factor APos TPos Remark MHz dBuV/m dBuV/m dB dBuV dB/m dB dB cm deg 1 5735.93 48.97 68.30 -19.33 38.43 34.62 8.71 32.79 400 53 PEAK	Blank

Mode	23	
	Band Edge - L	
	U-NII-2C_5.47-5.725_802.11n HT40_CH102_5510MHz	
ANT	SISO	
Pol.	Vertical	Fundamental
Peak	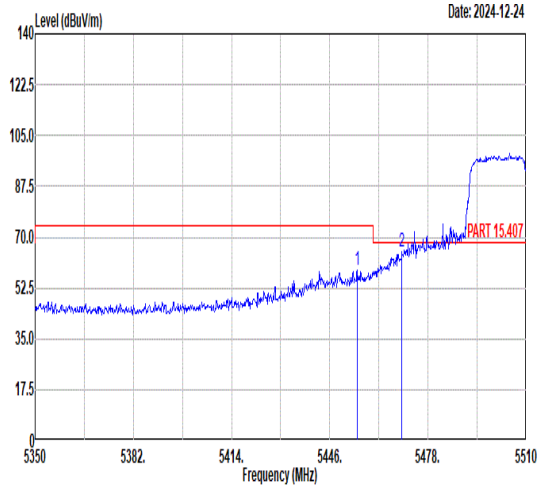 Freq Level Limit Line Margin Read Level Ant Factor Cable Loss Preamp Factor APos TPos Remark MHz dBuV/m dBuV/m dB dBuV dB/m dB dB cm deg 1 5454.96 58.40 74.00 -15.60 48.42 34.17 8.42 32.61 300 221 PEAK 2 5469.52 64.80 68.30 -3.50 54.83 34.18 8.40 32.61 300 221 PEAK	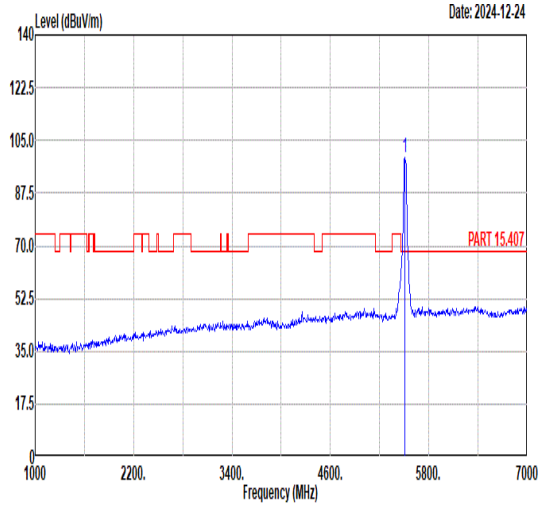 Freq Level Limit Line Margin Read Level Ant Factor Cable Loss Preamp Factor APos TPos Remark MHz dBuV/m dBuV/m dB dBuV dB/m dB dB cm deg 1 5510.00 99.54 ------ ------ 89.60 34.20 8.35 32.61 300 221 PEAK
Avg	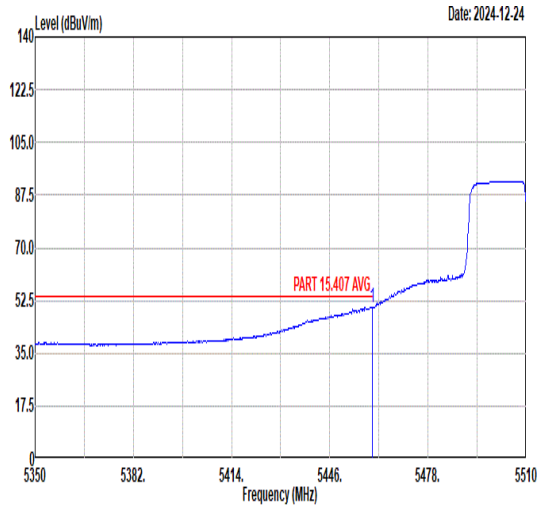 Freq Level Limit Line Margin Read Level Ant Factor Cable Loss Preamp Factor APos TPos Remark MHz dBuV/m dBuV/m dB dBuV dB/m dB dB cm deg 1 5459.76 50.34 54.00 -3.66 40.37 34.17 8.41 32.61 300 221 AVERAGE	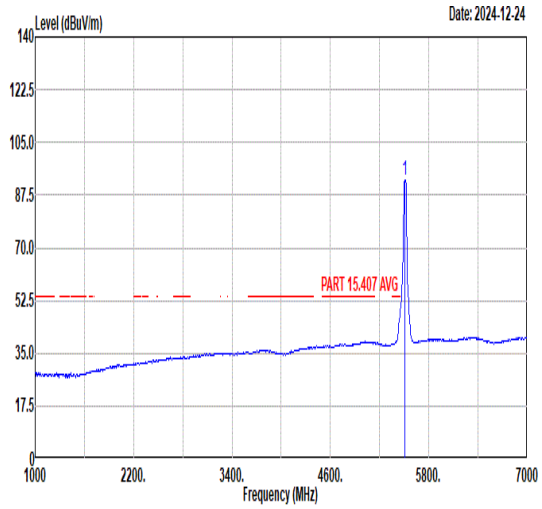 Freq Level Limit Line Margin Read Level Ant Factor Cable Loss Preamp Factor APos TPos Remark MHz dBuV/m dBuV/m dB dBuV dB/m dB dB cm deg 1 5510.00 92.35 ------ ------ 82.42 34.22 8.33 32.62 300 221 AVERAGE

Mode	23	
	Band Edge - R	
	U-NII-2C_5.47-5.725_802.11n HT40_CH102_5510MHz	
ANT	SISO	
Pol.	Vertical	Fundamental
Peak	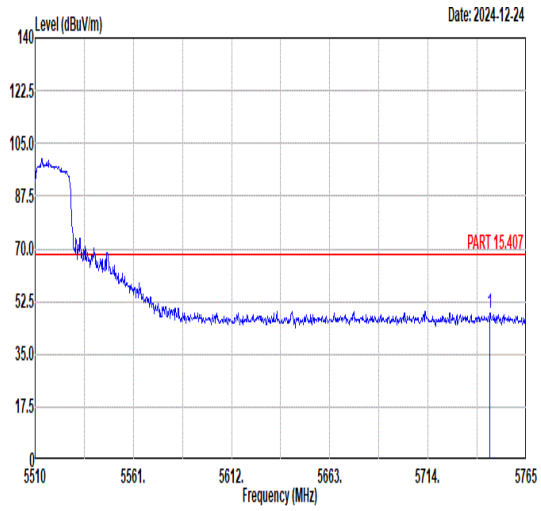 Freq Level Limit Line Margin Read Level Ant Factor Cable Loss Preamp Factor APos TPos Remark MHz dBuV/m dBuV/m dB dBuV dB/m dB dB cm deg 1 5746.13 48.72 68.30 -19.58 38.13 34.64 8.75 32.80 300 221 PEAK	Blank

Mode	24
	Band Edge - L
	U-NII-2C_5.47-5.725_802.11n HT40_CH134_5670MHz
ANT	SISO

Pol.	Horizontal	Fundamental
Peak	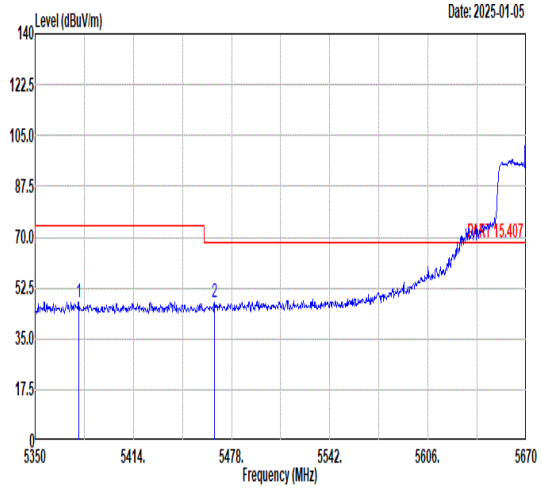 Freq Level Limit Line Margin Read Level Ant Factor Cable Loss Preamp Factor APos TPos Remark MHz dBuV/m dBuV/m dB dBuV dB/m dB dB cm deg 1 5378.48 47.61 74.00 -26.39 37.73 34.13 8.40 32.65 118 305 PEAK 2 5466.80 47.44 68.30 -20.86 37.47 34.18 8.40 32.61 118 305 PEAK	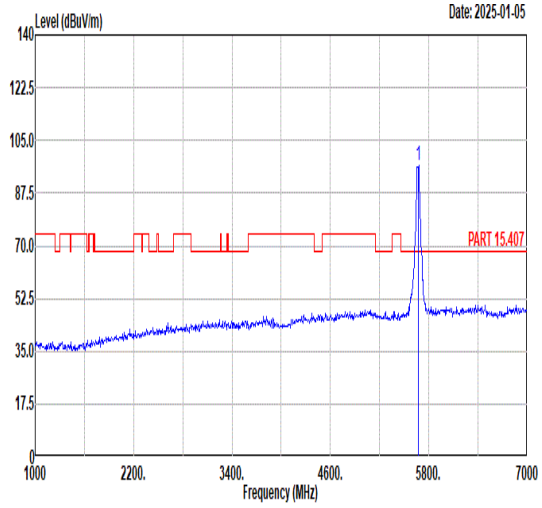 Freq Level Limit Line Margin Read Level Ant Factor Cable Loss Preamp Factor APos TPos Remark MHz dBuV/m dBuV/m dB dBuV dB/m dB dB cm deg 1 5670.00 96.50 ------ ------ 86.21 34.52 8.51 32.74 118 305 PEAK
Avg	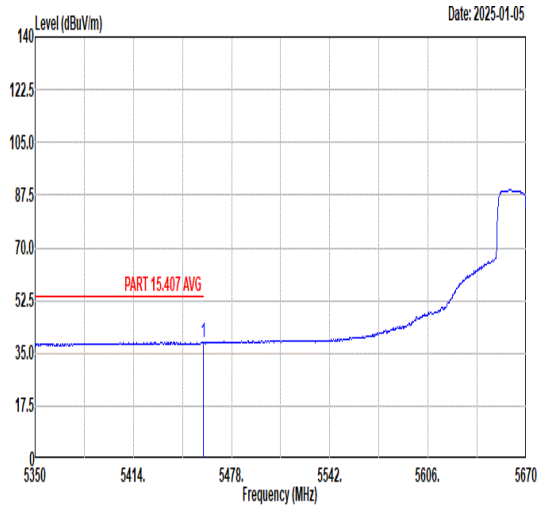 Freq Level Limit Line Margin Read Level Ant Factor Cable Loss Preamp Factor APos TPos Remark MHz dBuV/m dBuV/m dB dBuV dB/m dB dB cm deg 1 5459.44 38.65 54.00 -15.35 28.68 34.17 8.41 32.61 118 305 AVERAGE	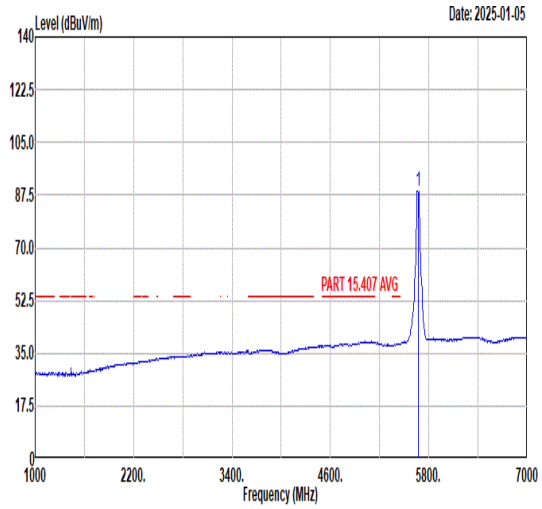 Freq Level Limit Line Margin Read Level Ant Factor Cable Loss Preamp Factor APos TPos Remark MHz dBuV/m dBuV/m dB dBuV dB/m dB dB cm deg 1 5670.00 88.69 ------ ------ 78.38 34.53 8.53 32.75 118 305 AVERAGE

Mode	24	
	Band Edge - R	
	U-NII-2C_5.47-5.725_802.11n HT40_CH134_5670MHz	
ANT	SISO	
Pol.	Horizontal	Fundamental
Peak	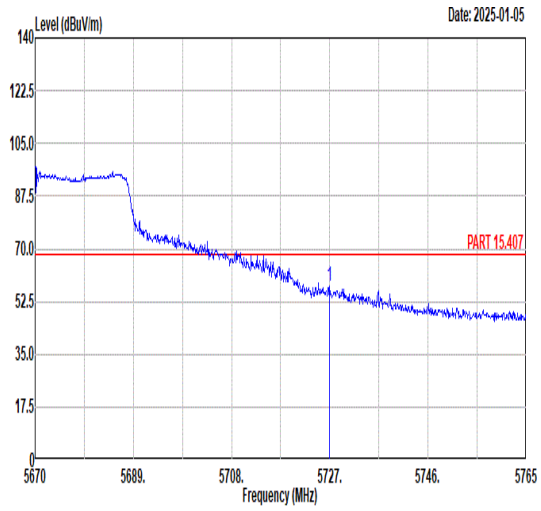 Freq Level Limit Line Margin Read Level Ant Factor Cable Loss Preamp Factor APos TPos Remark MHz dBuV/m dBuV/m dB dBuV dB/m dB dB cm deg 1 5727.00 57.66 68.30 -10.64 47.15 34.61 8.68 32.78 118 305 PEAK	Blank

Mode	24	
	Band Edge - L	
	U-NII-2C_5.47-5.725_802.11n HT40_CH134_5670MHz	
ANT	SISO	
Pol.	Vertical	Fundamental
Peak	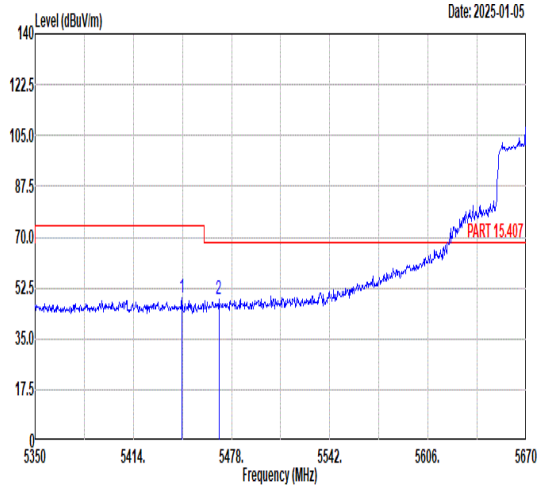 Freq Level Limit Line Margin Read Level Ant Factor Cable Loss Preamp Factor APos TPos Remark MHz dBuV/m dBuV/m dB dBuV dB/m dB dB cm deg 1 5445.68 49.01 74.00 -24.99 39.03 34.17 8.43 32.62 300 216 PEAK 2 5469.68 48.77 68.30 -19.53 38.80 34.18 8.40 32.61 300 216 PEAK	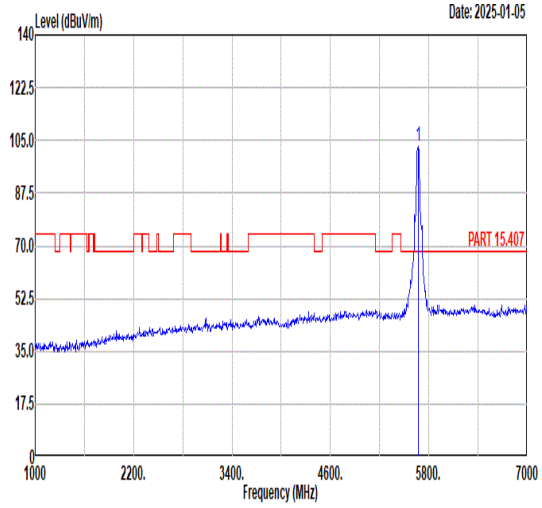 Freq Level Limit Line Margin Read Level Ant Factor Cable Loss Preamp Factor APos TPos Remark MHz dBuV/m dBuV/m dB dBuV dB/m dB dB cm deg 1 5670.00 103.24 ------ ------ 93.02 34.50 8.46 32.74 300 216 PEAK
Avg	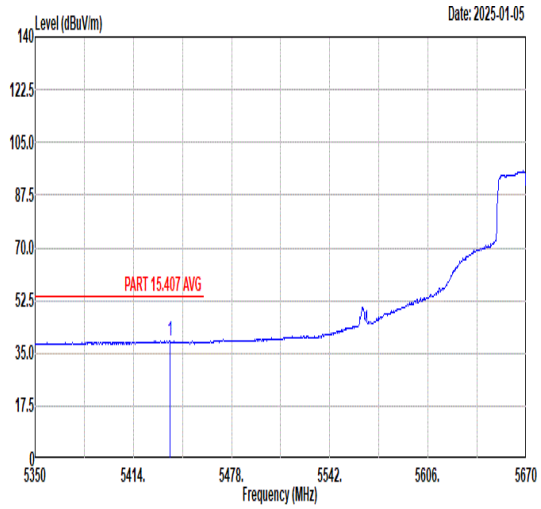 Freq Level Limit Line Margin Read Level Ant Factor Cable Loss Preamp Factor APos TPos Remark MHz dBuV/m dBuV/m dB dBuV dB/m dB dB cm deg 1 5438.00 38.97 54.00 -15.03 28.99 34.16 8.44 32.62 300 216 AVERAGE	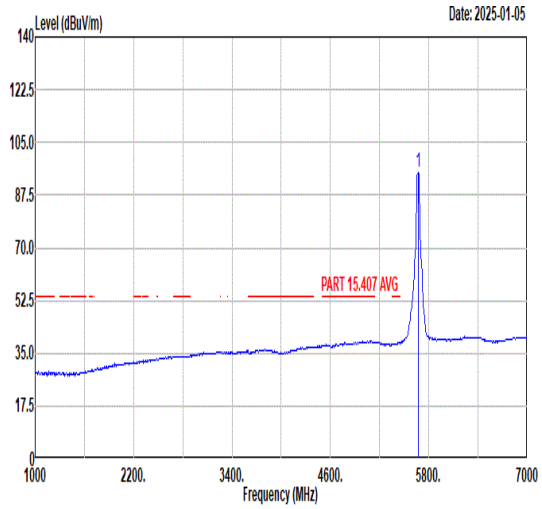 Freq Level Limit Line Margin Read Level Ant Factor Cable Loss Preamp Factor APos TPos Remark MHz dBuV/m dBuV/m dB dBuV dB/m dB dB cm deg 1 5670.00 94.94 ------ ------ 84.72 34.50 8.46 32.74 300 216 AVERAGE

Mode	24	
	Band Edge - R	
	U-NII-2C_5.47-5.725_802.11n HT40_CH134_5670MHz	
ANT	SISO	
Pol.	Vertical	Fundamental
Peak	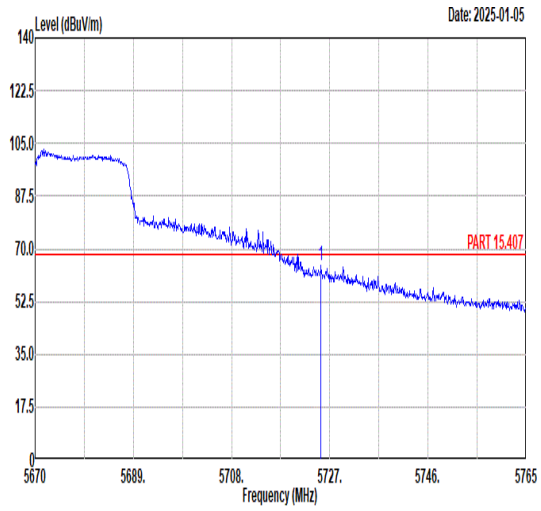 Freq Level Limit Line Margin Read Level Ant Factor Cable Loss Preamp Factor APos TPos Remark MHz dBuV/m dBuV/m dB dBuV dB/m dB dB cm deg 1 5725.29 64.57 68.30 -3.73 54.07 34.60 8.68 32.78 300 216 PEAK	Blank

Mode	25	
	Harmonic	
	U-NII-3_5.725-5.85_802.11a_CH149_5745MHz	
ANT	SISO	
Pol.	Horizontal	Vertical
Peak Avg	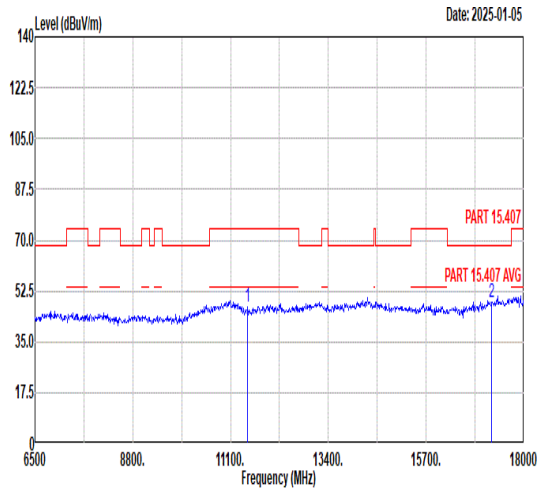 Freq Level Limit Line Margin Read Level Ant Factor Cable Loss Preamp Factor APos TPos Remark MHz dBuV/m dBuV/m dB dBuV dB/m dB dB cm deg 1 11490.00 46.76 74.00 -27.24 61.08 37.14 11.45 62.91 -- -- Peak 2 17235.00 48.40 68.30 -19.90 59.25 41.27 13.17 65.29 -- -- Peak	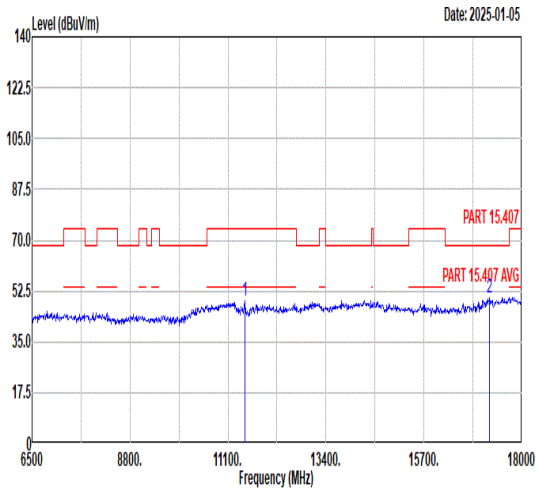 Freq Level Limit Line Margin Read Level Ant Factor Cable Loss Preamp Factor APos TPos Remark MHz dBuV/m dBuV/m dB dBuV dB/m dB dB cm deg 1 11490.00 49.27 74.00 -24.73 63.59 37.14 11.45 62.91 -- -- Peak 2 17235.00 49.99 68.30 -18.31 60.84 41.27 13.17 65.29 -- -- Peak

Mode	26	
	Harmonic	
	U-NII-3_5.725-5.85_802.11a_CH157_5785MHz	
ANT	SISO	
Pol.	Horizontal	Vertical
Peak Avg	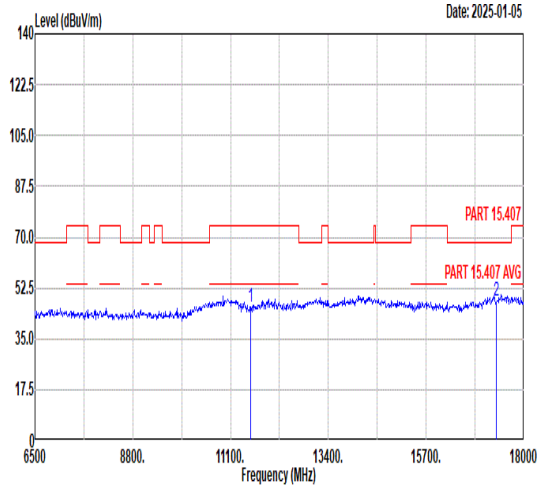 Freq Level Limit Line Margin Read Level Ant Factor Cable Loss Preamp Factor APos TPos Remark MHz dBuV/m dBuV/m dB dBuV dB/m dB dB cm deg 1 11570.00 46.16 74.00 -27.84 60.33 37.28 11.49 62.94 -- -- Peak 2 17355.00 48.09 68.30 -20.21 58.77 41.50 13.20 65.38 -- -- Peak	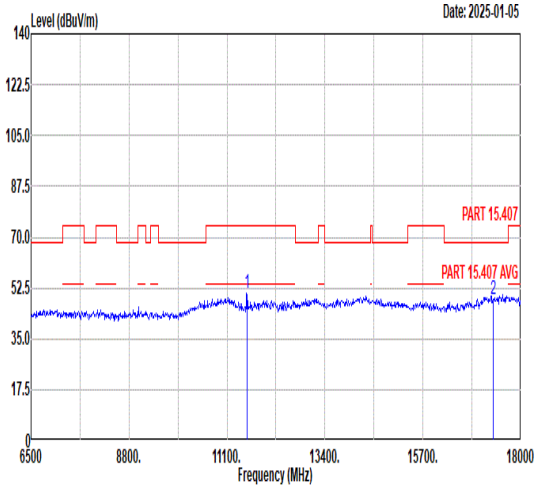 Freq Level Limit Line Margin Read Level Ant Factor Cable Loss Preamp Factor APos TPos Remark MHz dBuV/m dBuV/m dB dBuV dB/m dB dB cm deg 1 11570.00 50.73 74.00 -23.27 64.90 37.28 11.49 62.94 -- -- Peak 2 17355.00 48.69 68.30 -19.61 59.37 41.50 13.20 65.38 -- -- Peak

Mode	27	
	Harmonic	
	U-NII-3_5.725-5.85_802.11a_CH165_5825MHz	
ANT	SISO	
Pol.	Horizontal	Vertical
Peak Avg	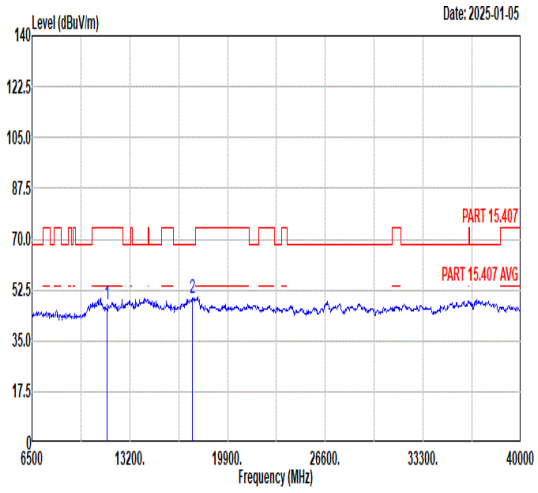 Freq Level Limit Line Margin Read Level Ant Factor Cable Loss Preamp Factor APos TPos Remark MHz dBuV/m dBuV/m dB dBuV dB/m dB dB cm deg 1 11650.00 47.31 74.00 -26.69 61.26 37.51 11.53 62.99 -- -- Peak 2 17475.00 49.89 68.30 -18.41 60.39 41.74 13.23 65.47 -- -- Peak	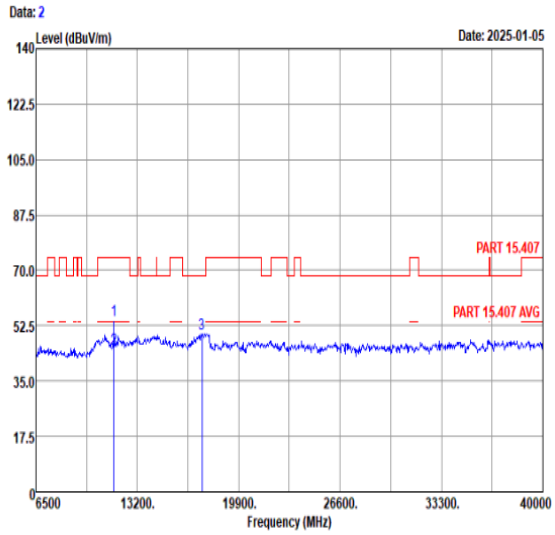 Freq Level Over Limit Limit Line ReadLevel Antenna Factor Cable Loss Preamp Factor A/Pos T/Pos Remark MHz dBuV/m dB dBuV/m dBuV dB/m dB dB cm deg 1 11650.00 54.02 -19.98 74.00 68.19 37.49 11.53 63.19 266 356 Peak 2 11650.00 45.30 -8.70 54.00 59.47 37.49 11.53 63.19 266 356 Average 3 17475.00 49.94 -18.36 68.30 60.95 41.73 13.22 65.96 --- --- Peak

Mode	28	
	Band Edge	
	U-NII-3_5.725-5.85_802.11n HT20_CH149_5745MHz	
ANT	SISO	
Pol.	Horizontal	Fundamental
Peak	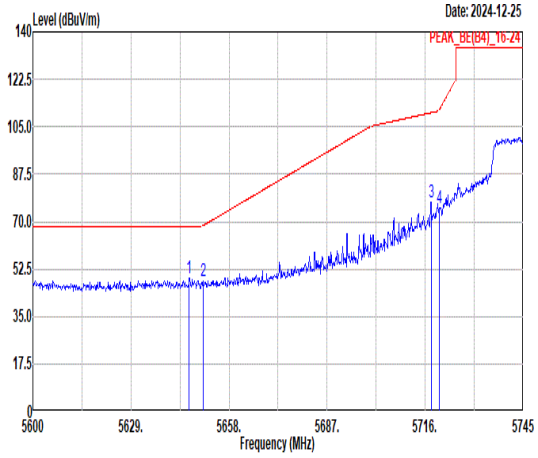 Freq Level Limit Line Margin Read Level Ant Factor Cable Loss Preamp Factor APos TPos Remark MHz dBuV/m dBuV/m dB dBuV dB/m dB dB cm deg 1 5646.26 49.21 68.30 -19.09 39.09 34.46 8.38 32.72 292 316 PEAK 2 5650.32 47.88 68.53 -20.65 37.73 34.47 8.40 32.72 292 316 PEAK 3 5717.74 77.35 110.17 -32.82 66.88 34.59 8.65 32.77 292 316 PEAK 4 5720.21 75.12 111.27 -36.15 64.65 34.59 8.66 32.78 292 316 PEAK	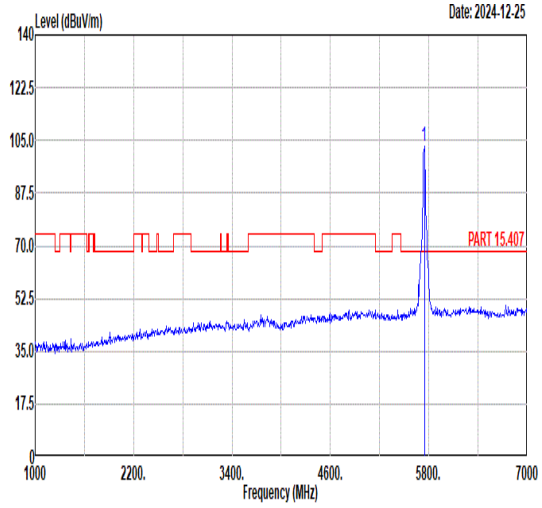 Freq Level Limit Line Margin Read Level Ant Factor Cable Loss Preamp Factor APos TPos Remark MHz dBuV/m dBuV/m dB dBuV dB/m dB dB cm deg 1 5745.00 102.99 ------ ------ 92.37 34.65 8.77 32.80 292 316 PEAK
Avg	Blank	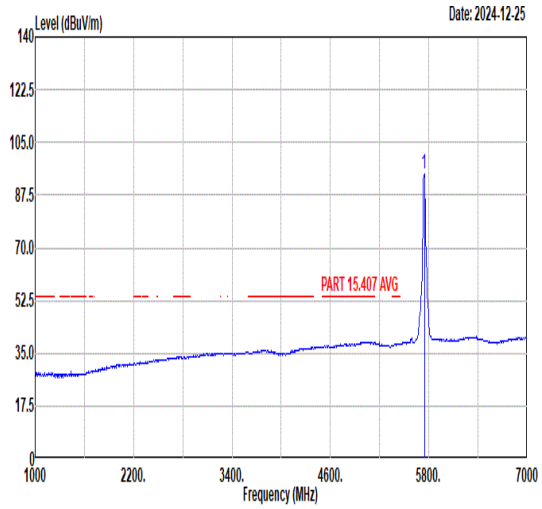 Freq Level Limit Line Margin Read Level Ant Factor Cable Loss Preamp Factor APos TPos Remark MHz dBuV/m dBuV/m dB dBuV dB/m dB dB cm deg 1 5745.00 94.72 ------ ------ 84.10 34.65 8.77 32.80 292 316 AVERAGE

Mode	28	
	Band Edge	
	U-NII-3_5.725-5.85_802.11n HT20_CH149_5745MHz	
ANT	SISO	
Pol.	Vertical	Fundamental
Peak	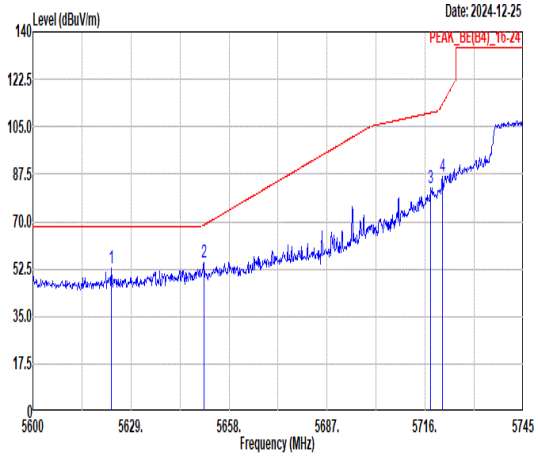 Freq Level Limit Line Margin Read Level Ant Factor Cable Loss Preamp Factor APos TPos Remark MHz dBuV/m dBuV/m dB dBuV dB/m dB dB cm deg 1 5623.20 52.57 68.30 -15.73 42.55 34.42 8.30 32.70 400 292 PEAK 2 5650.61 54.73 68.75 -14.02 44.58 34.47 8.40 32.72 400 292 PEAK 3 5717.60 82.61 ------ ------ 72.14 34.59 8.65 32.77 400 292 PEAK 4 5721.08 86.81 113.25 -26.44 76.34 34.59 8.66 32.78 400 292 PEAK	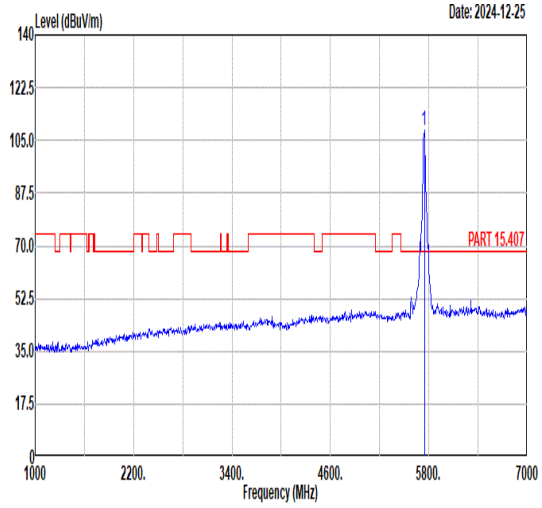 Freq Level Limit Line Margin Read Level Ant Factor Cable Loss Preamp Factor APos TPos Remark MHz dBuV/m dBuV/m dB dBuV dB/m dB dB cm deg 1 5745.00 108.34 ------ ------ 97.75 34.64 8.75 32.80 400 292 PEAK
Avg	Blank	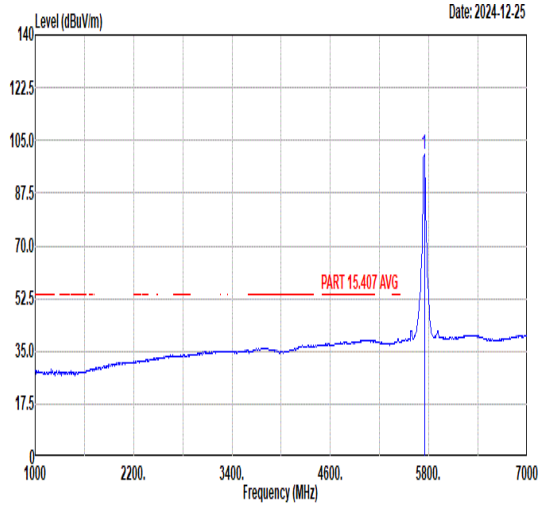 Freq Level Limit Line Margin Read Level Ant Factor Cable Loss Preamp Factor APos TPos Remark MHz dBuV/m dBuV/m dB dBuV dB/m dB dB cm deg 1 5745.00 100.46 ------ ------ 89.87 34.64 8.75 32.80 400 292 AVERAGE

Mode	28	
	Harmonic	
	U-NII-3_5.725-5.85_802.11n HT20_CH149_5745MHz	
ANT	SISO	
Pol.	Horizontal	Vertical
Peak Avg	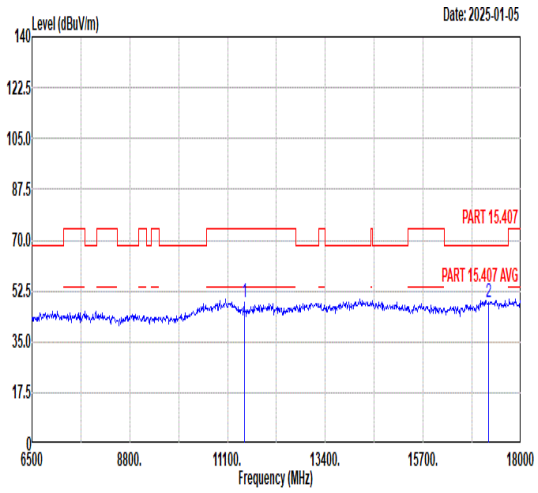 Freq Level Limit Line Margin Read Level Ant Factor Cable Loss Preamp Factor APos TPos Remark MHz dBuV/m dBuV/m dB dBuV dB/m dB dB cm deg 1 11490.00 48.53 74.00 -25.47 62.85 37.14 11.45 62.91 -- -- Peak 2 17235.00 48.44 68.30 -19.86 59.29 41.27 13.17 65.29 -- -- Peak	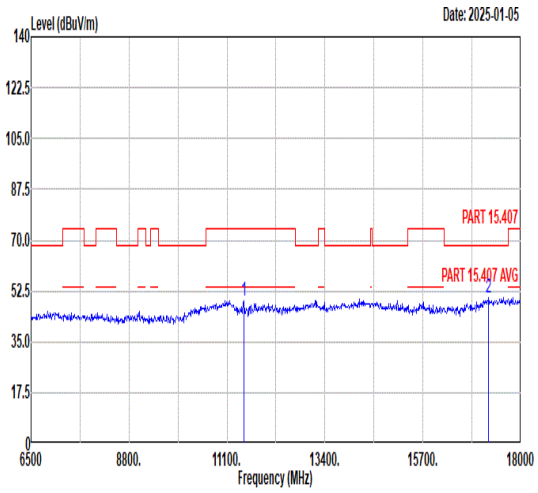 Freq Level Limit Line Margin Read Level Ant Factor Cable Loss Preamp Factor APos TPos Remark MHz dBuV/m dBuV/m dB dBuV dB/m dB dB cm deg 1 11490.00 49.26 74.00 -24.74 63.58 37.14 11.45 62.91 -- -- Peak 2 17235.00 50.30 68.30 -18.00 61.15 41.27 13.17 65.29 -- -- Peak

Mode	29	
	Harmonic	
	U-NII-3_5.725-5.85_802.11n HT20_CH157_5785MHz	
ANT	SISO	
Pol.	Horizontal	Vertical
Peak Avg	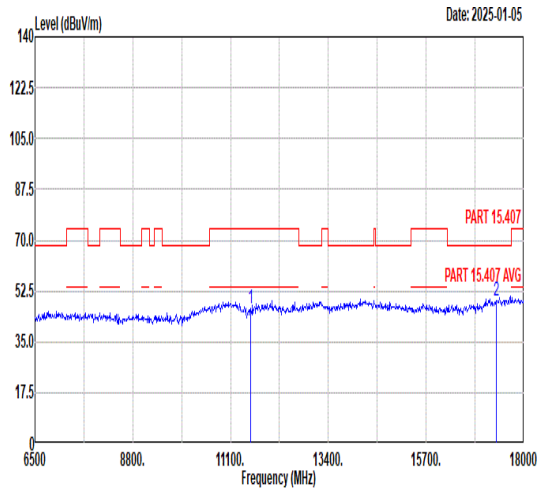 Freq Level Limit Line Margin Read Level Ant Factor Cable Loss Preamp Factor APos TPos Remark MHz dBuV/m dBuV/m dB dBuV dB/m dB dB cm deg 1 11570.00 46.42 74.00 -27.58 60.59 37.28 11.49 62.94 -- -- Peak 2 17355.00 49.17 68.30 -19.13 59.85 41.50 13.20 65.38 -- -- Peak	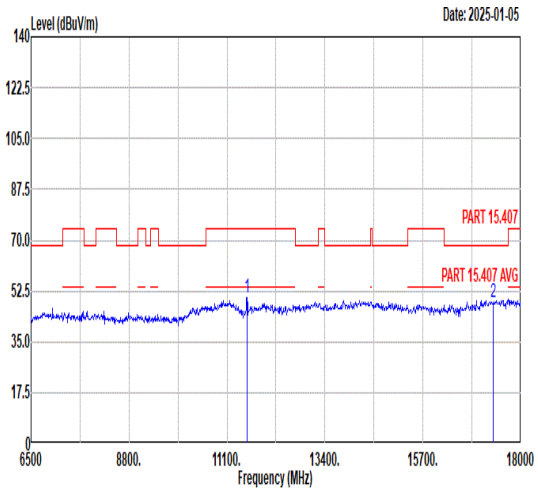 Freq Level Limit Line Margin Read Level Ant Factor Cable Loss Preamp Factor APos TPos Remark MHz dBuV/m dBuV/m dB dBuV dB/m dB dB cm deg 1 11570.00 50.26 74.00 -23.74 64.43 37.28 11.49 62.94 -- -- Peak 2 17355.00 48.50 68.30 -19.80 59.18 41.50 13.20 65.38 -- -- Peak

Mode	30	
	Band Edge	
	U-NII-3_5.725-5.85_802.11n HT20_CH165_5825MHz	
ANT	SISO	
Pol.	Horizontal	Fundamental
Peak	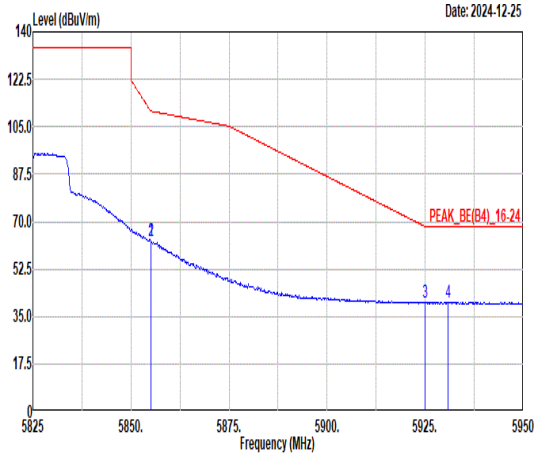 Freq Level Limit Line Margin Read Level Ant Factor Cable Loss Preamp Factor APos TPos Remark MHz dBuV/m dBuV/m dB dBuV dB/m dB dB cm deg 1 5855.00 63.06 110.80 -47.74 52.23 34.84 8.87 32.88 300 311 PEAK 2 5855.00 63.06 110.80 -47.74 52.23 34.84 8.87 32.88 300 311 PEAK 3 5925.00 40.04 68.20 -28.16 29.21 34.97 8.79 32.93 209 276 PEAK 4 5930.88 40.36 68.30 -27.94 29.54 34.98 8.78 32.94 200 276 PEAK	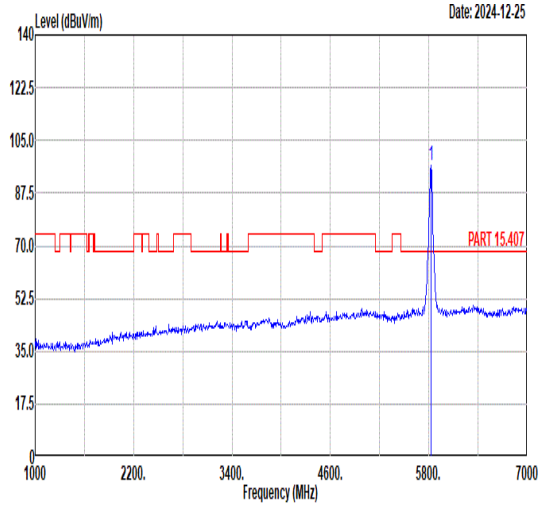 Freq Level Limit Line Margin Read Level Ant Factor Cable Loss Preamp Factor APos TPos Remark MHz dBuV/m dBuV/m dB dBuV dB/m dB dB cm deg 1 5825.00 96.84 ------ ------ 86.01 34.78 8.91 32.86 200 276 PEAK
Avg	Blank	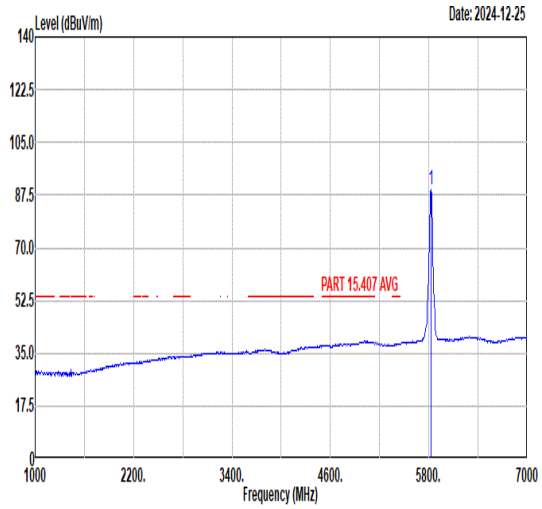 Freq Level Limit Line Margin Read Level Ant Factor Cable Loss Preamp Factor APos TPos Remark MHz dBuV/m dBuV/m dB dBuV dB/m dB dB cm deg 1 5825.00 89.24 ------ ------ 78.41 34.79 8.90 32.86 200 276 AVERAGE

Mode	30	
	Band Edge	
	U-NII-3_5.725-5.85_802.11n HT20_CH165_5825MHz	
ANT	SISO	
Pol.	Vertical	Fundamental
Peak	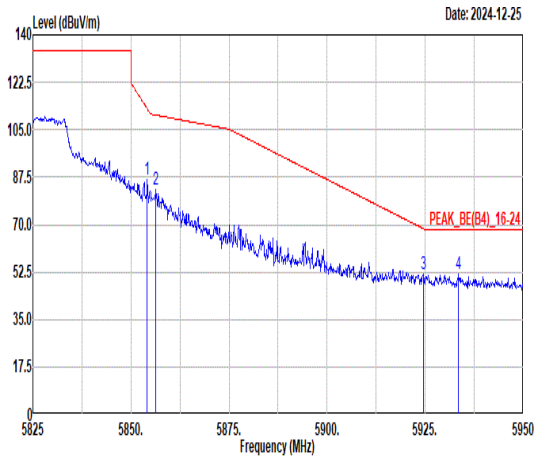 Freq Level Limit Line Margin Read Level Ant Factor Cable Loss Preamp Factor APos TPos Remark MHz dBuV/m dBuV/m dB dBuV dB/m dB dB cm deg 1 5854.13 86.80 112.79 -25.99 75.97 34.84 8.87 32.88 400 283 PEAK 2 5856.38 82.79 110.41 -27.62 71.96 34.84 8.87 32.88 400 283 PEAK 3 5924.63 51.55 68.48 -16.93 40.72 34.97 8.79 32.93 400 283 PEAK 4 5933.50 51.95 68.30 -16.35 41.13 34.98 8.78 32.94 400 283 PEAK	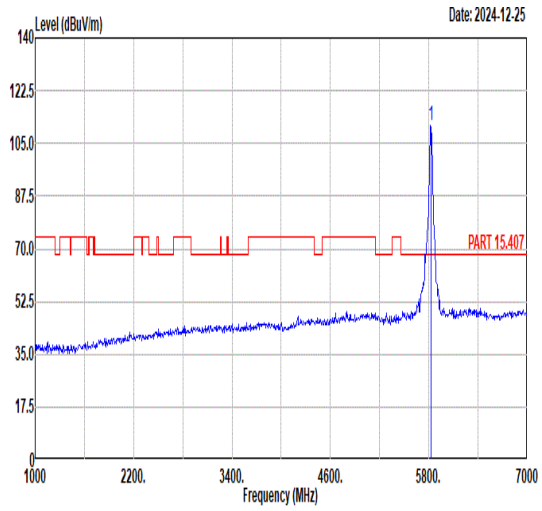 Freq Level Limit Line Margin Read Level Ant Factor Cable Loss Preamp Factor APos TPos Remark MHz dBuV/m dBuV/m dB dBuV dB/m dB dB cm deg 1 5825.00 111.11 ------ ------ 100.27 34.77 8.92 32.85 400 283 PEAK
Avg	Blank	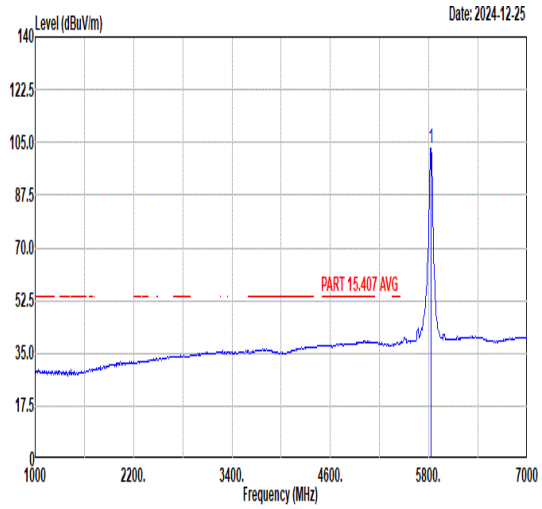 Freq Level Limit Line Margin Read Level Ant Factor Cable Loss Preamp Factor APos TPos Remark MHz dBuV/m dBuV/m dB dBuV dB/m dB dB cm deg 1 5825.00 103.01 ------ ------ 92.17 34.77 8.92 32.85 400 283 AVERAGE

Mode	30	
	Harmonic	
	U-NII-3_5.725-5.85_802.11n HT20_CH165_5825MHz	
ANT	SISO	
Pol.	Horizontal	Vertical
Peak Avg	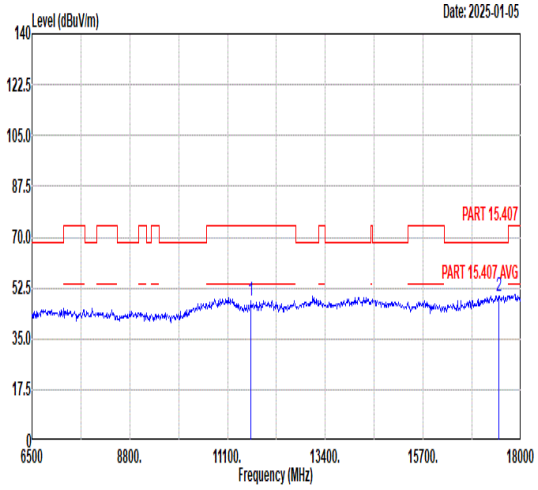 Freq Level Limit Line Margin Read Level Ant Factor Cable Loss Preamp Factor APos TPos Remark MHz dBuV/m dBuV/m dB dBuV dB/m dB dB cm deg 1 11650.00 48.14 74.00 -25.86 62.09 37.51 11.53 62.99 -- -- Peak 2 17475.00 49.73 68.30 -18.57 60.23 41.74 13.23 65.47 -- -- Peak	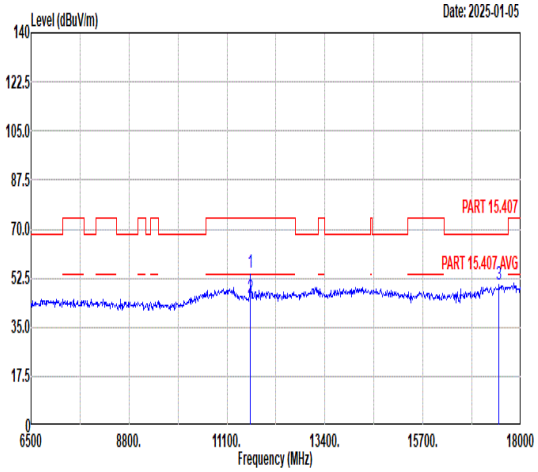 Freq Level Limit Line Margin Read Level Ant Factor Cable Loss Preamp Factor APos TPos Remark MHz dBuV/m dBuV/m dB dBuV dB/m dB dB cm deg 1 11650.00 54.48 74.00 -19.52 68.43 37.51 11.53 62.99 100 15 Peak 2 11650.00 45.27 54.00 -8.73 59.22 37.51 11.53 62.99 100 15 Average 3 17475.00 50.21 68.30 -18.09 60.71 41.74 13.23 65.47 -- -- Peak

Mode	31	
	Band Edge - L	
	U-NII-3_5.725-5.85_802.11n HT40_CH151_5755MHz	
ANT	SISO	
Pol.	Horizontal	Fundamental
Peak	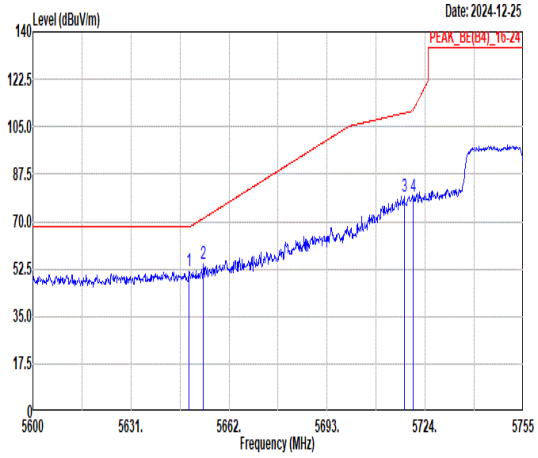 Freq Level Limit Line Margin Read Level Ant Factor Cable Loss Preamp Factor APos TPos Remark MHz dBuV/m dBuV/m dB dBuV dB/m dB dB cm deg 1 5649.29 51.65 68.30 -16.65 41.52 34.46 8.39 32.72 205 299 PEAK 2 5653.94 54.39 71.22 -16.83 44.23 34.47 8.41 32.72 205 299 PEAK 3 5717.34 79.41 110.05 -30.64 68.94 34.59 8.65 32.77 205 299 PEAK 4 5720.28 79.00 111.44 -32.44 68.53 34.59 8.66 32.78 205 299 PEAK	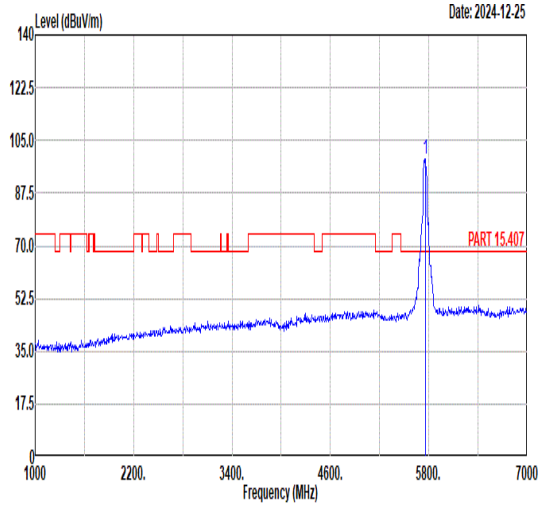 Freq Level Limit Line Margin Read Level Ant Factor Cable Loss Preamp Factor APos TPos Remark MHz dBuV/m dBuV/m dB dBuV dB/m dB dB cm deg 1 5755.00 98.77 ------ ------ 88.15 34.65 8.77 32.80 205 299 PEAK
Avg	Blank	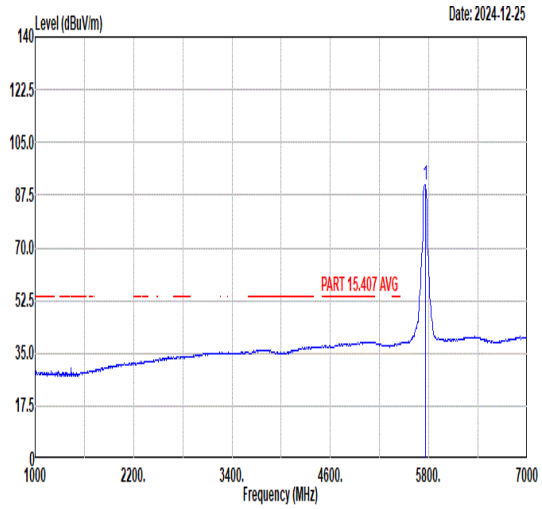 Freq Level Limit Line Margin Read Level Ant Factor Cable Loss Preamp Factor APos TPos Remark MHz dBuV/m dBuV/m dB dBuV dB/m dB dB cm deg 1 5755.00 91.09 ------ ------ 80.47 34.65 8.77 32.80 205 299 AVERAGE

Mode	31	
	Band Edge - R	
	U-NII-3_5.725-5.85_802.11n HT40_CH151_5755MHz	
ANT	SISO	
Pol.	Horizontal	Fundamental
Peak	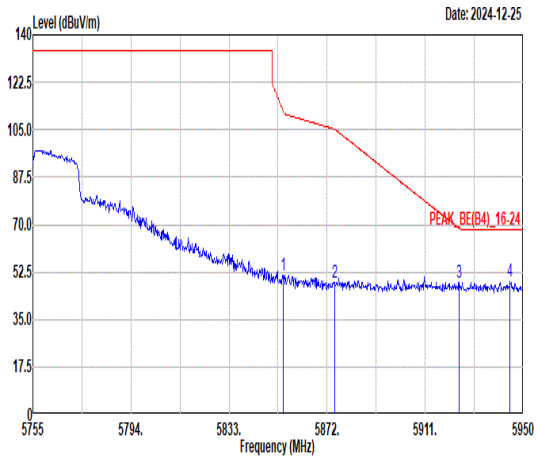 Freq Level Limit Line Margin Read Level Ant Factor Cable Loss Preamp Factor APos TPos Remark MHz dBuV/m dBuV/m dB dBuV dB/m dB dB cm deg 1 5854.45 51.19 112.05 -60.86 40.36 34.84 8.87 32.88 205 299 PEAK 2 5874.93 48.80 105.22 -56.42 37.96 34.88 8.85 32.89 205 299 PEAK 3 5924.46 48.84 68.60 -19.76 38.01 34.97 8.79 32.93 205 299 PEAK 4 5944.74 49.09 68.30 -19.21 38.27 35.00 8.77 32.95 205 299 PEAK	Blank

Mode	31	
	Band Edge - L	
	U-NII-3_5.725-5.85_802.11n HT40_CH151_5755MHz	
ANT	SISO	
Pol.	Vertical	Fundamental
Peak	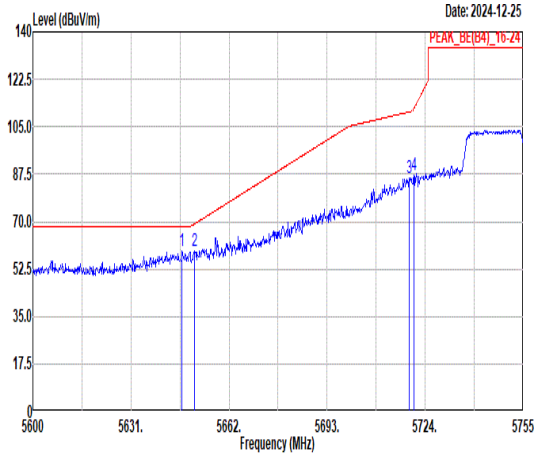 Freq Level Limit Line Margin Read Level Ant Factor Cable Loss Preamp Factor APos TPos Remark MHz dBuV/m dBuV/m dB dBuV dB/m dB dB cm deg 1 5647.12 59.08 68.30 -9.22 48.95 34.46 8.39 32.72 318 292 PEAK 2 5651.15 59.25 69.15 -9.90 49.10 34.47 8.40 32.72 318 292 PEAK 3 5718.89 86.25 110.49 -24.24 75.78 34.59 8.65 32.77 318 292 PEAK 4 5720.44 87.12 111.79 -24.67 76.65 34.59 8.66 32.78 318 292 PEAK	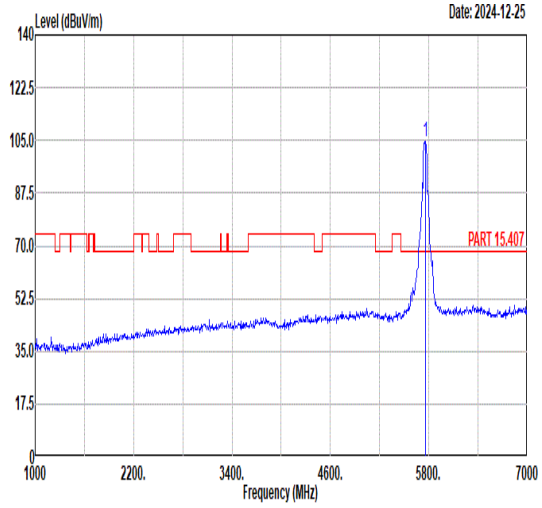 Freq Level Limit Line Margin Read Level Ant Factor Cable Loss Preamp Factor APos TPos Remark MHz dBuV/m dBuV/m dB dBuV dB/m dB dB cm deg 1 5755.00 104.72 ------ ------ 94.06 34.66 8.80 32.80 318 292 PEAK
Avg	Blank	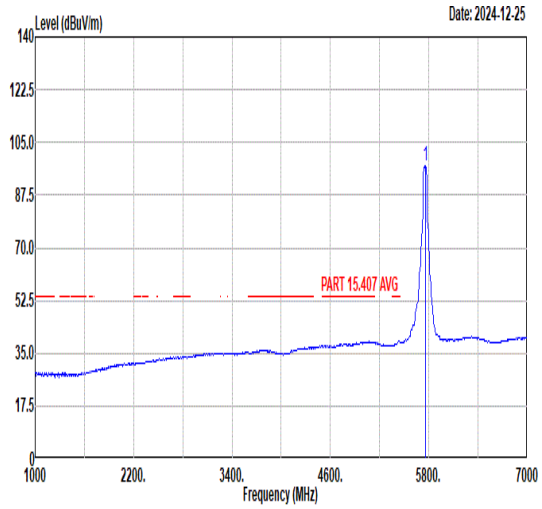 Freq Level Limit Line Margin Read Level Ant Factor Cable Loss Preamp Factor APos TPos Remark MHz dBuV/m dBuV/m dB dBuV dB/m dB dB cm deg 1 5755.00 97.36 ------ ------ 86.70 34.66 8.80 32.80 318 292 AVERAGE

Mode	31	
	Band Edge - R	
	U-NII-3_5.725-5.85_802.11n HT40_CH151_5755MHz	
ANT	SISO	
Pol.	Vertical	Fundamental
Peak	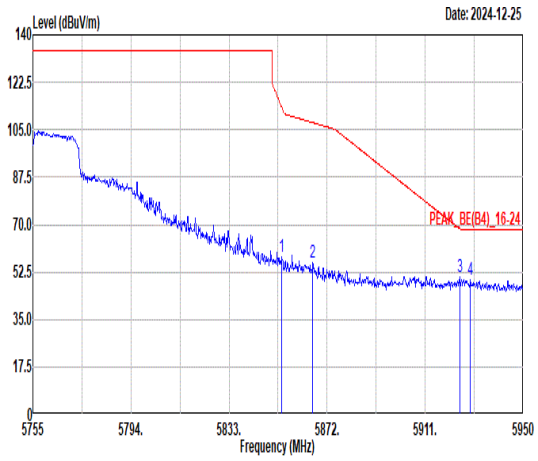 Freq / Level / Limit Line / Margin / Read Level / Ant Factor / Cable Loss / Preamp Factor / APos / TPos / Remark MHz / dBuV/m / dBuV/m / dB / dBuV / dB/m / dB / dB / cm / deg 1 5854.06 58.04 112.94 -54.90 47.21 34.84 8.87 32.88 318 292 PEAK 2 5866.35 56.19 107.62 -51.43 45.36 34.86 8.86 32.89 318 292 PEAK 3 5924.85 50.89 68.31 -17.42 40.06 34.97 8.79 32.93 318 292 PEAK 4 5928.94 49.64 68.30 -18.66 38.83 34.97 8.78 32.94 318 292 PEAK	Blank

Mode	32	
	Band Edge - L	
	U-NII-3_5.725-5.85_802.11n HT40_CH159_5795MHz	
ANT	SISO	
Pol.	Horizontal	Fundamental
Peak	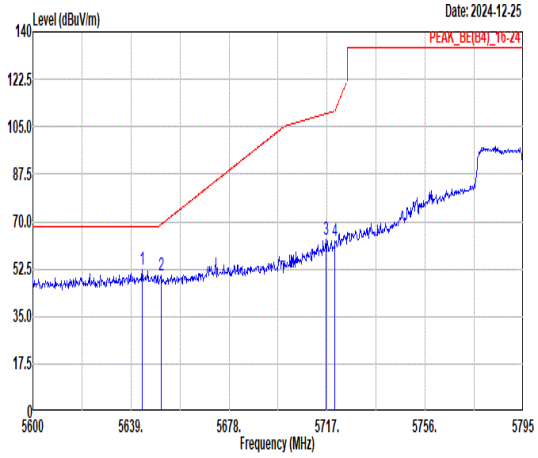 Freq Level Limit Line Margin Read Level Ant Factor Cable Loss Preamp Factor APos TPos Remark MHz dBuV/m dBuV/m dB dBuV dB/m dB dB cm deg 1 5643.49 52.39 68.30 -15.91 42.29 34.45 8.37 32.72 274 312 PEAK 2 5650.90 50.32 68.96 -18.64 40.17 34.47 8.40 32.72 274 312 PEAK 3 5716.61 63.50 109.85 -46.35 53.04 34.59 8.64 32.77 274 312 PEAK 4 5720.12 63.08 111.07 -47.99 52.61 34.59 8.66 32.78 274 312 PEAK	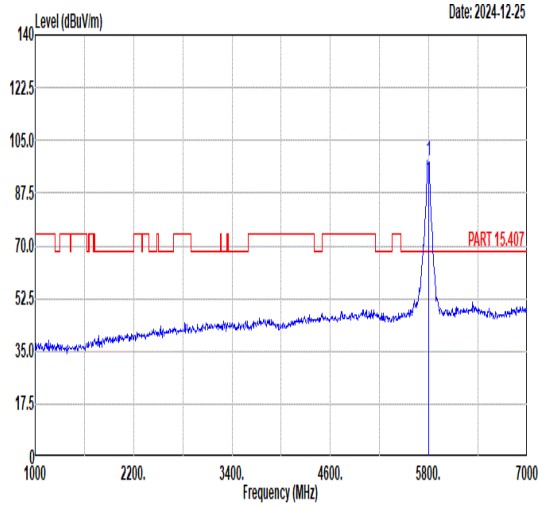 Freq Level Limit Line Margin Read Level Ant Factor Cable Loss Preamp Factor APos TPos Remark MHz dBuV/m dBuV/m dB dBuV dB/m dB dB cm deg 1 5795.00 98.23 ------ ------ 87.46 34.71 8.88 32.82 274 312 PEAK
Avg	Blank	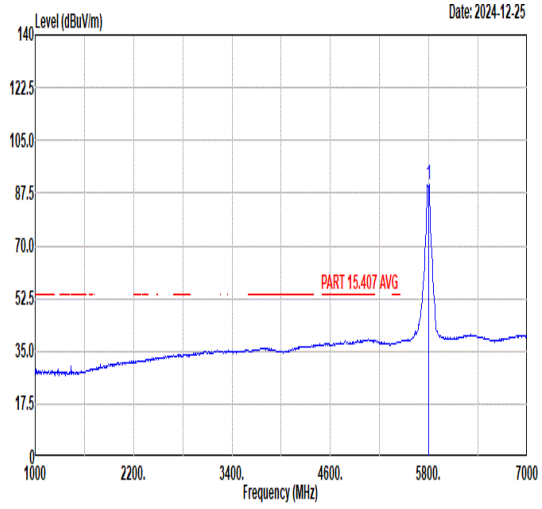 Freq Level Limit Line Margin Read Level Ant Factor Cable Loss Preamp Factor APos TPos Remark MHz dBuV/m dBuV/m dB dBuV dB/m dB dB cm deg 1 5795.00 90.55 ------ ------ 79.78 34.71 8.88 32.82 274 312 AVERAGE

Mode	32	
	Band Edge - R	
	U-NII-3_5.725-5.85_802.11n HT40_CH159_5795MHz	
ANT	SISO	
Pol.	Horizontal	Fundamental
Peak	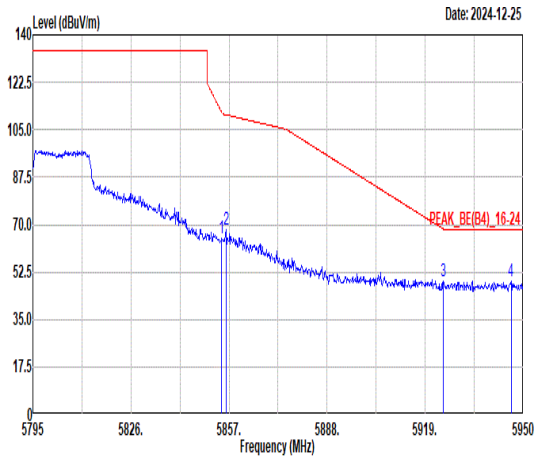 Freq Level Limit Line Margin Read Level Ant Factor Cable Loss Preamp Factor APos TPos Remark MHz dBuV/m dBuV/m dB dBuV dB/m dB dB cm deg 1 5854.68 65.00 111.54 -46.54 54.17 34.84 8.87 32.88 274 312 PEAK 2 5856.07 68.30 110.50 -42.20 57.47 34.84 8.87 32.88 274 312 PEAK 3 5924.74 49.00 68.40 -19.40 38.17 34.97 8.79 32.93 274 312 PEAK 4 5946.13 49.26 68.30 -19.04 38.44 35.01 8.76 32.95 274 312 PEAK	Blank

Mode	32	
	Band Edge - L	
	U-NII-3_5.725-5.85_802.11n HT40_CH159_5795MHz	
ANT	SISO	
Pol.	Vertical	Fundamental
Peak	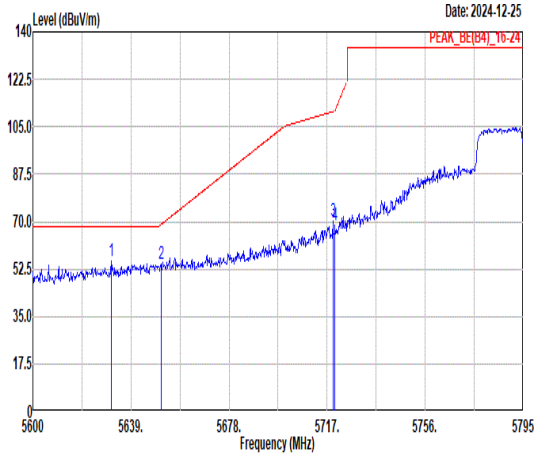 Freq Level Limit Line Margin Read Level Ant Factor Cable Loss Preamp Factor APos TPos Remark MHz dBuV/m dBuV/m dB dBuV dB/m dB dB cm deg 1 5631.20 55.35 68.30 -12.95 45.30 34.43 8.33 32.71 321 293 PEAK 2 5650.90 54.36 68.96 -14.60 44.21 34.47 8.40 32.72 321 293 PEAK 3 5719.34 70.16 110.62 -40.46 59.69 34.59 8.65 32.77 321 293 PEAK 4 5720.12 68.94 111.07 -42.13 58.47 34.59 8.66 32.78 321 293 PEAK	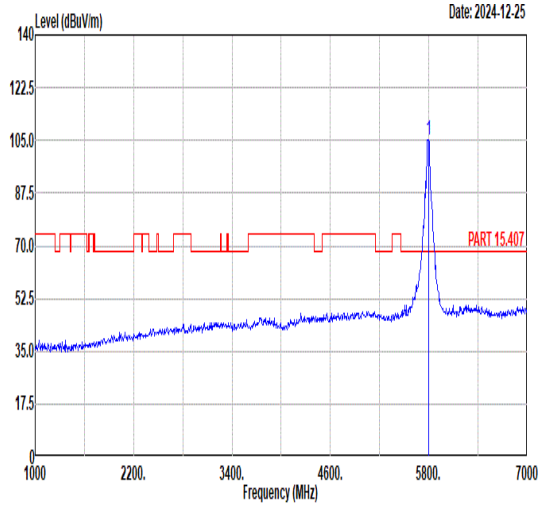 Freq Level Limit Line Margin Read Level Ant Factor Cable Loss Preamp Factor APos TPos Remark MHz dBuV/m dBuV/m dB dBuV dB/m dB dB cm deg 1 5795.00 105.27 ------ ------ 94.50 34.71 8.88 32.82 321 293 PEAK
Avg	Blank	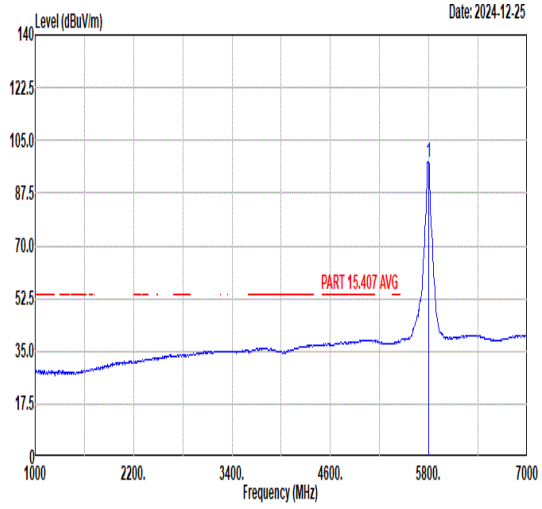 Freq Level Limit Line Margin Read Level Ant Factor Cable Loss Preamp Factor APos TPos Remark MHz dBuV/m dBuV/m dB dBuV dB/m dB dB cm deg 1 5795.00 97.67 ------ ------ 86.83 34.74 8.94 32.84 321 293 AVERAGE

Mode	32	
	Band Edge - R	
	U-NII-3_5.725-5.85_802.11n HT40_CH159_5795MHz	
ANT	SISO	
Pol.	Vertical	Fundamental
Peak	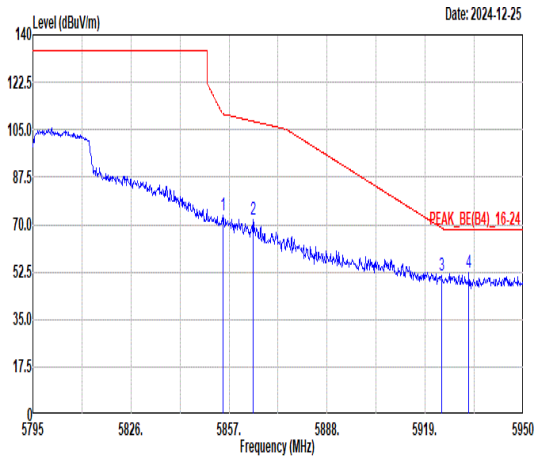 Freq Level Limit Line Margin Read Level Ant Factor Cable Loss Preamp Factor APos TPos Remark MHz dBuV/m dBuV/m dB dBuV dB/m dB dB cm deg 1 5854.99 73.37 110.83 -37.46 62.54 34.84 8.87 32.88 321 293 PEAK 2 5864.60 71.64 108.11 -36.47 60.81 34.86 8.86 32.89 321 293 PEAK 3 5924.12 51.43 68.85 -17.42 40.60 34.97 8.79 32.93 321 293 PEAK 4 5932.80 52.11 68.30 -16.19 41.29 34.98 8.78 32.94 321 293 PEAK	Blank

Mode	33	
	LF	
	U-NII-2C_5.47-5.725_802.11n HT20_CH140_LF	
ANT	SISO	
Pol.	Horizontal	Vertical
QP/ Peak	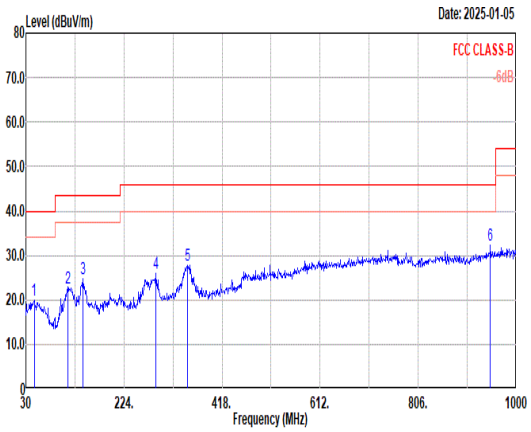	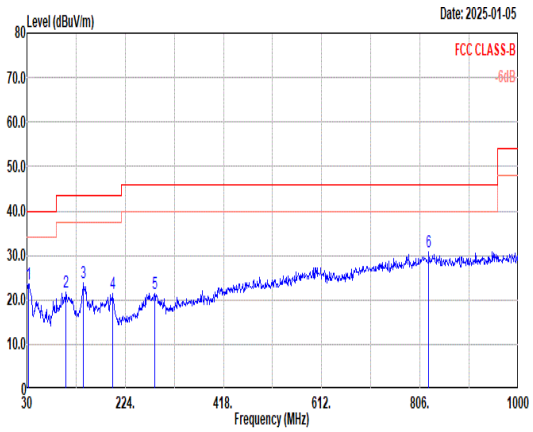

	Freq	Level	Limit Line	Margin	Read Level	Ant Factor	Cable Loss	Preamp Factor	APos	TPos	Remark
	MHz	dBuV/m	dBuV/m	dB	dBuV	dB/m	dB	dB	cm	deg	
1	46.49	19.87	40.00	-20.13	35.25	19.62	0.00	35.00	--	--	Peak
2	112.45	22.74	43.50	-20.76	41.60	15.92	0.00	34.78	--	--	Peak
3	142.52	24.81	43.50	-18.69	41.18	18.35	0.00	34.72	--	--	Peak
4	287.05	25.91	46.00	-20.09	41.82	18.72	0.00	34.63	--	--	Peak
5	349.13	27.91	46.00	-18.09	42.31	20.20	0.00	34.60	--	--	Peak
6	948.59	32.41	46.00	-13.59	36.97	29.74	0.00	34.30	--	--	Peak

	Freq	Level	Limit Line	Margin	Read Level	Ant Factor	Cable Loss	Preamp Factor	APos	TPos	Remark
	MHz	dBuV/m	dBuV/m	dB	dBuV	dB/m	dB	dB	cm	deg	
1	33.88	23.65	40.00	-16.35	40.06	18.46	0.00	34.87	--	--	Peak
2	106.63	21.60	43.50	-21.90	40.94	15.45	0.00	34.79	--	--	Peak
3	141.55	23.70	43.50	-19.80	40.15	18.27	0.00	34.72	--	--	Peak
4	198.78	21.51	43.50	-21.99	40.16	16.05	0.00	34.70	--	--	Peak
5	282.20	21.45	46.00	-24.55	37.52	18.57	0.00	34.64	--	--	Peak
6	823.46	30.78	46.00	-15.22	36.79	28.29	0.00	34.30	--	--	Peak

Mode	34	
	LF	
	U-NII-3_5.725-5.85_802.11a_CH165_LF	
ANT	SISO	
Pol.	Horizontal	Vertical
QP/ Peak	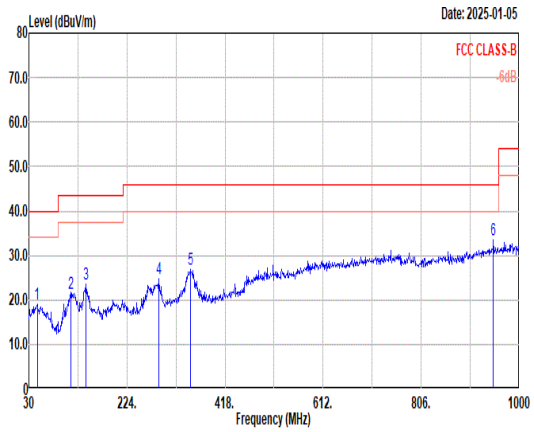 Freq Level Limit Line Margin Read Level Ant Factor Cable Loss Preamp Factor APos TPos Remark MHz dBuV/m dBuV/m dB dBuV dB/m dB dB cm deg 1 46.49 18.87 40.00 -21.13 34.25 19.62 0.00 35.00 -- -- Peak 2 112.45 21.46 43.50 -22.04 40.32 15.92 0.00 34.78 -- -- Peak 3 142.52 23.53 43.50 -19.97 39.90 18.35 0.00 34.72 -- -- Peak 4 287.05 24.63 46.00 -21.37 40.54 18.72 0.00 34.63 -- -- Peak 5 349.13 26.91 46.00 -19.09 41.31 20.20 0.00 34.60 -- -- Peak 6 948.59 33.41 46.00 -12.59 37.97 29.74 0.00 34.30 -- -- Peak	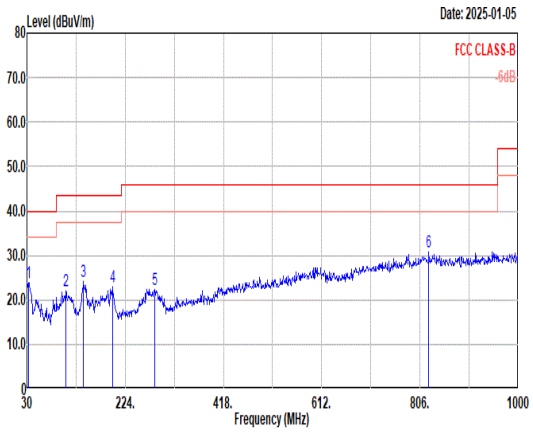 Freq Level Limit Line Margin Read Level Ant Factor Cable Loss Preamp Factor APos TPos Remark MHz dBuV/m dBuV/m dB dBuV dB/m dB dB cm deg 1 33.88 23.98 40.00 -16.02 40.39 18.46 0.00 34.87 -- -- Peak 2 106.63 21.93 43.50 -21.57 41.27 15.45 0.00 34.79 -- -- Peak 3 141.55 24.03 43.50 -19.47 40.48 18.27 0.00 34.72 -- -- Peak 4 198.78 22.84 43.50 -20.66 41.49 16.05 0.00 34.70 -- -- Peak 5 282.20 22.45 46.00 -23.55 38.52 18.57 0.00 34.64 -- -- Peak 6 823.46 30.78 46.00 -15.22 36.79 28.29 0.00 34.30 -- -- Peak

Appendix D. Duty Cycle Plots

Band	Duty Cycle(%)	T(ms)	1/T(kHz)	VBW Setting
802.11a	100	-	-	10Hz
802.11n HT20	100	-	-	10Hz
802.11n HT40	100	-	-	10Hz

802.11a

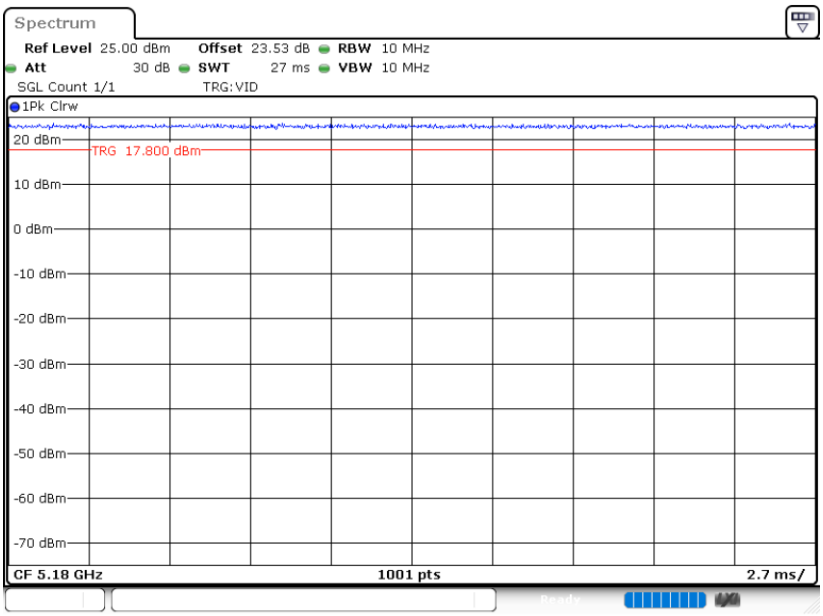

802.11n HT20

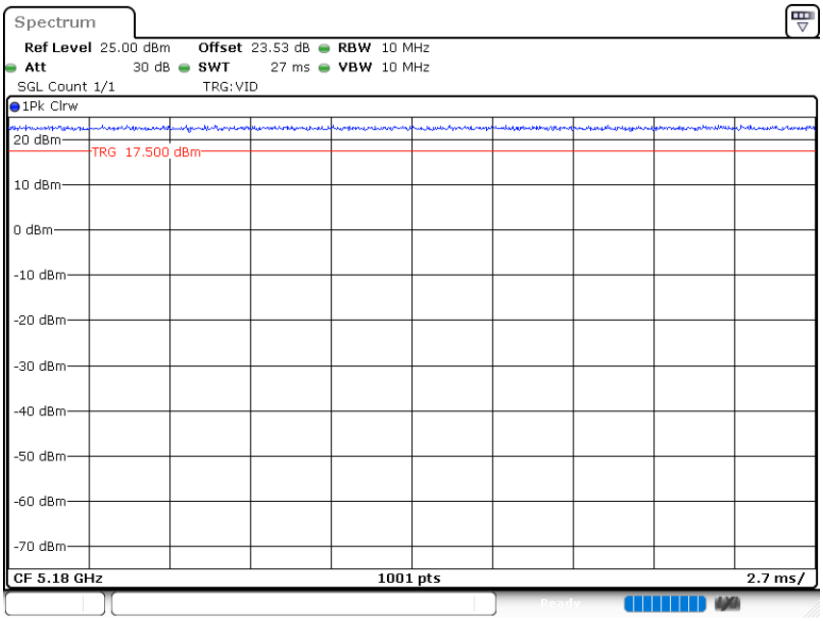
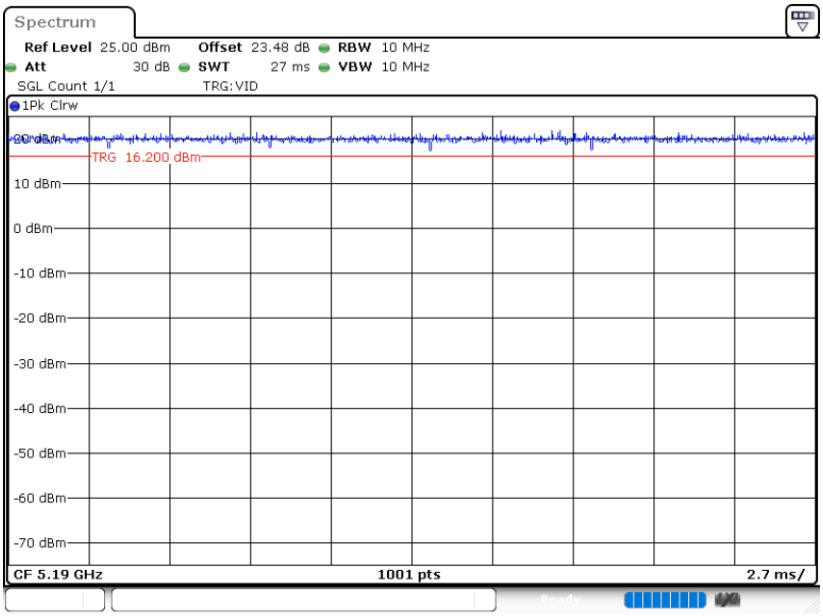
802.11n HT40