11B_Ant1_2437_30~1000

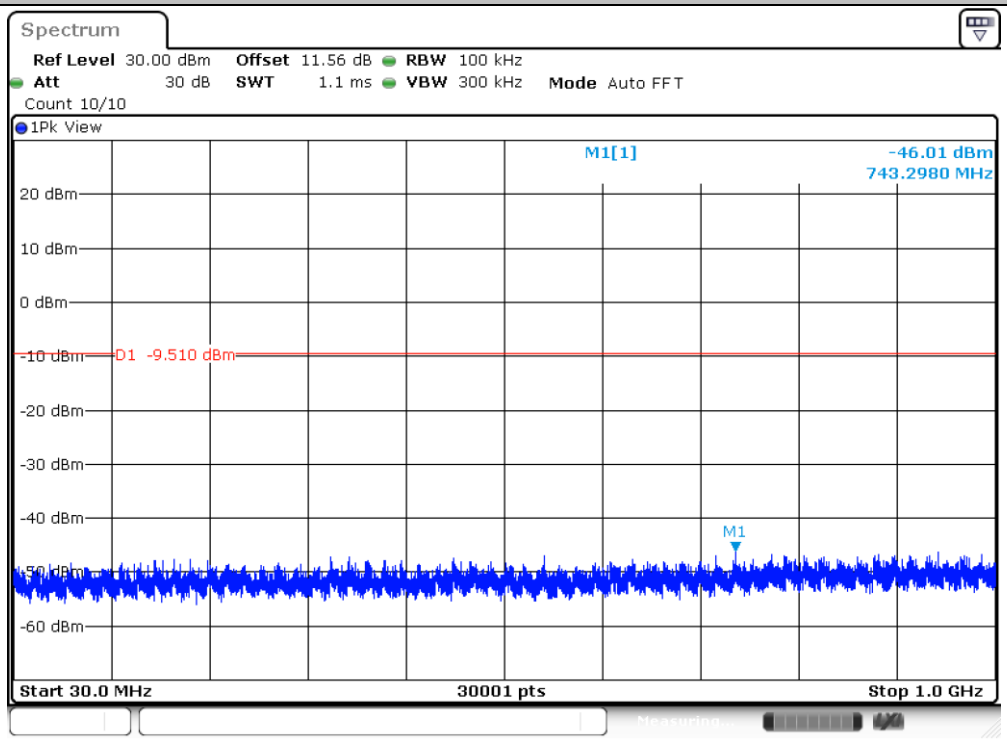


11B_Ant1_2437_1000~26500

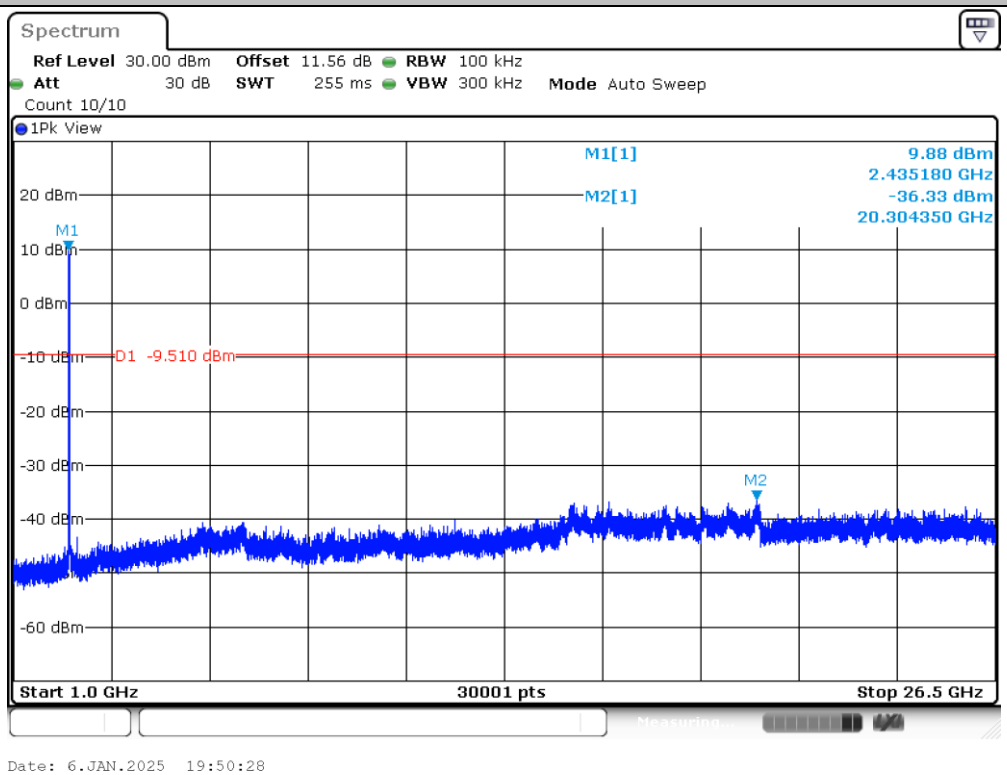

11B_Ant1_2462_30~1000

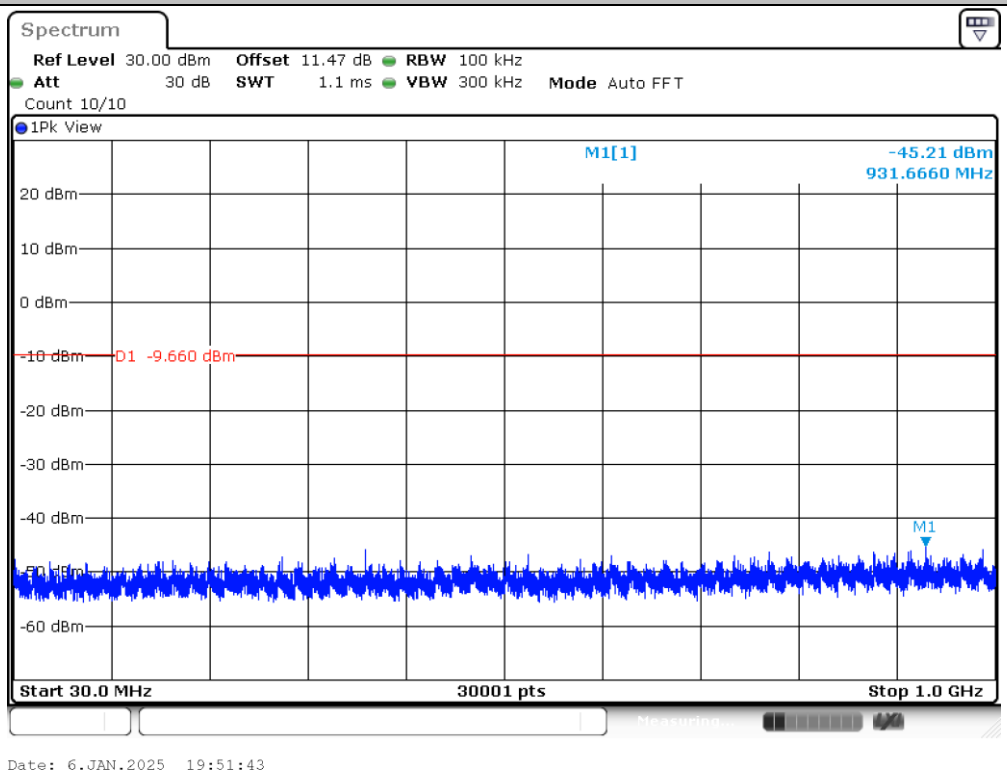


11B_Ant1_2462_1000~26500

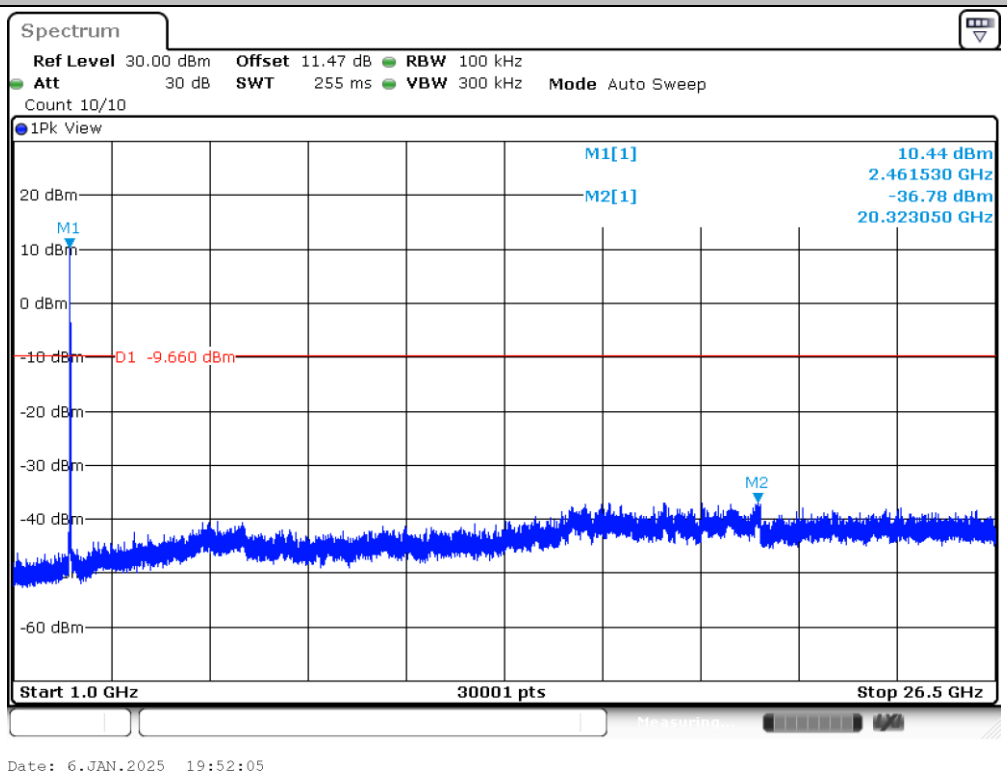

11G_Ant1_2412_30~1000

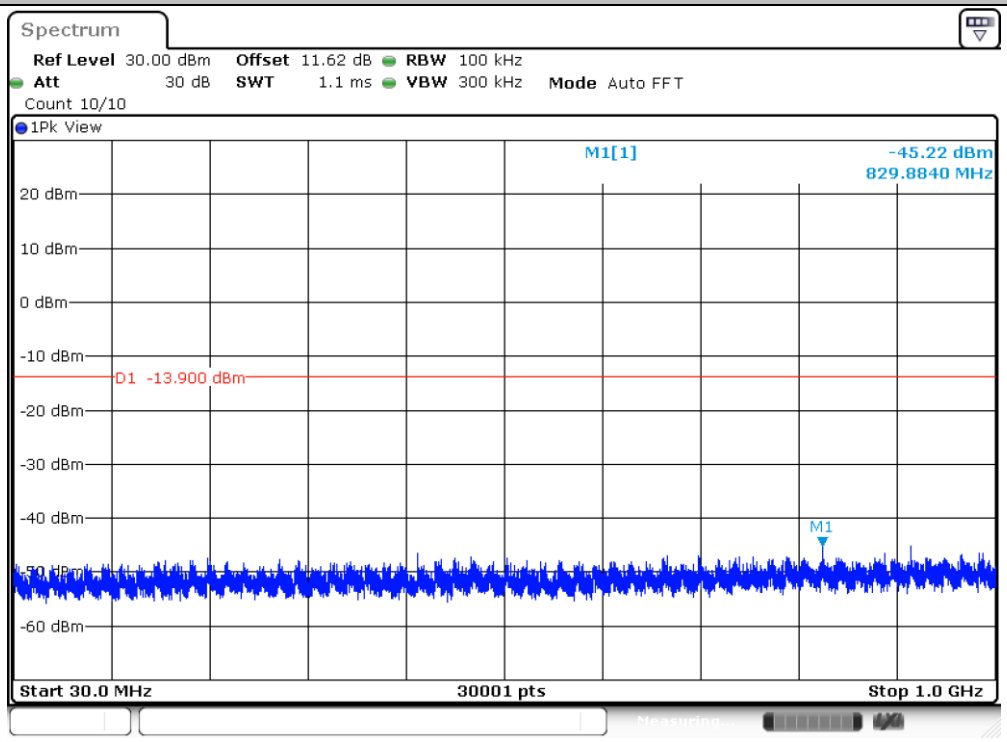


Date: 6.JAN.2025 20:04:43

11G_Ant1_2412_1000~26500

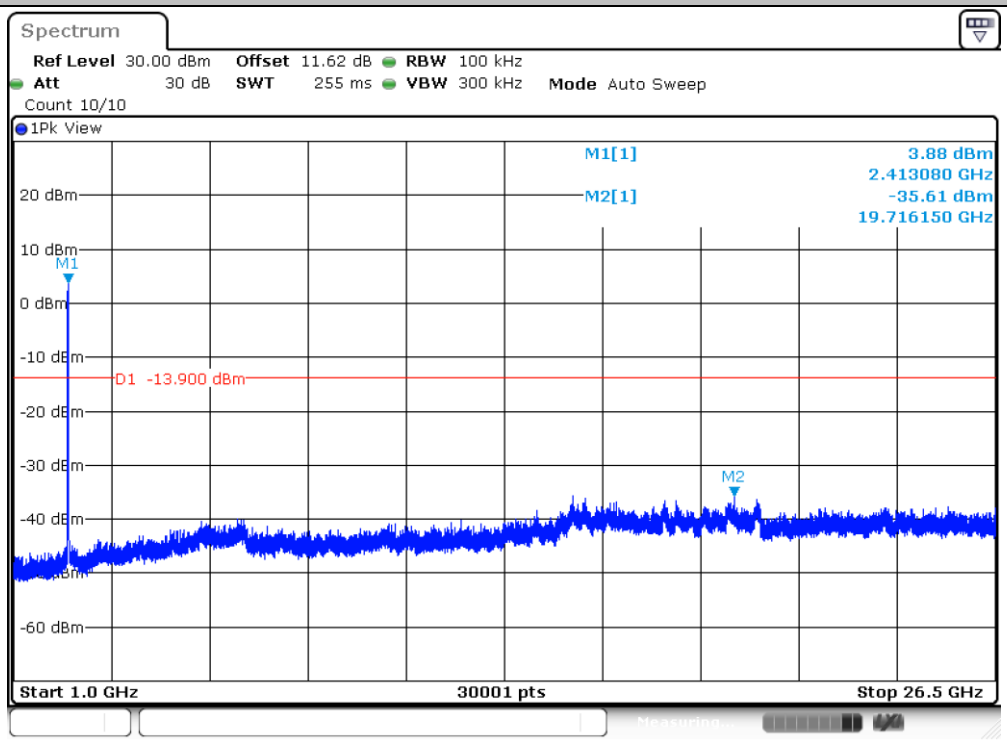


Date: 6.JAN.2025 20:05:30

11G_Ant1_2437_30~1000

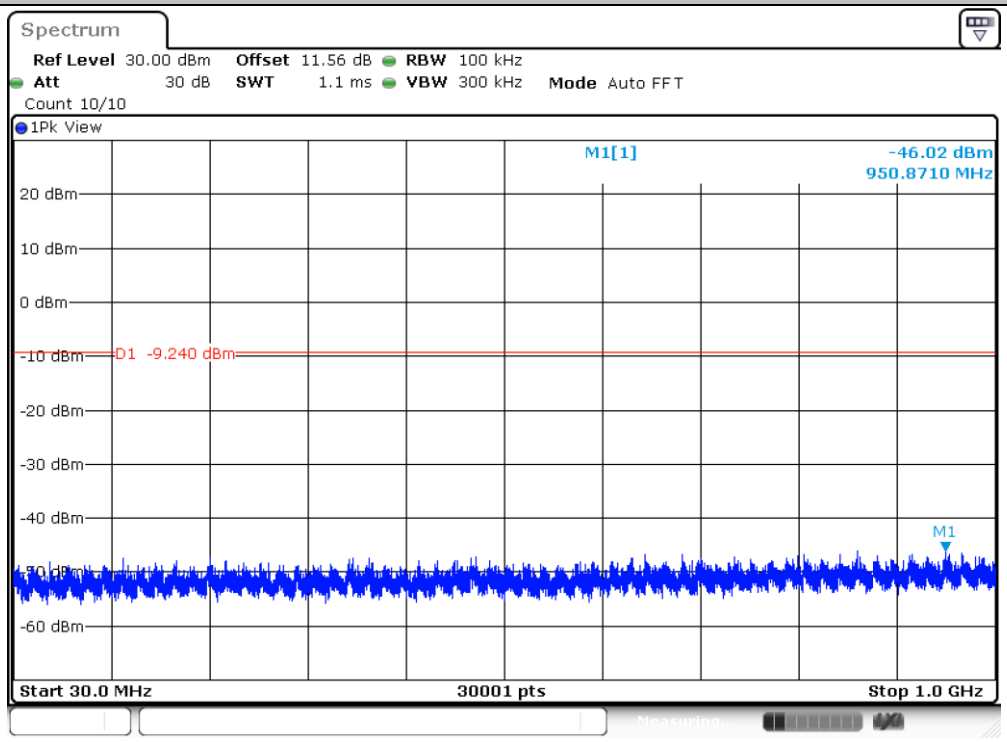


Date: 6.JAN.2025 20:06:42

11G_Ant1_2437_1000~26500

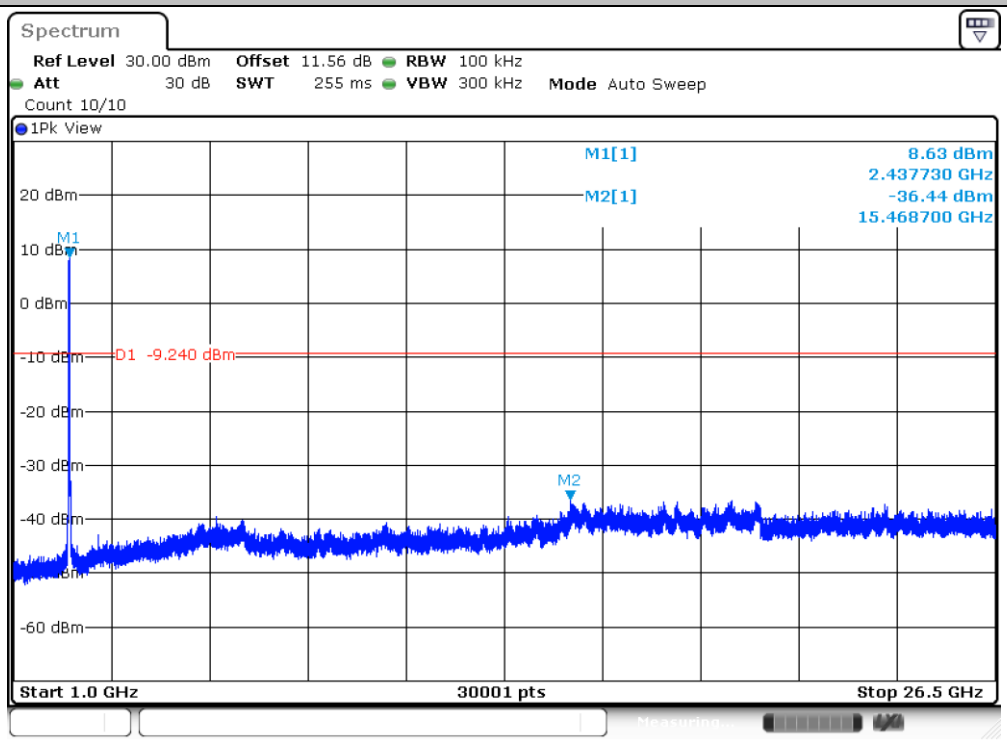


Date: 6.JAN.2025 20:07:30

11G_Ant1_2462_30~1000

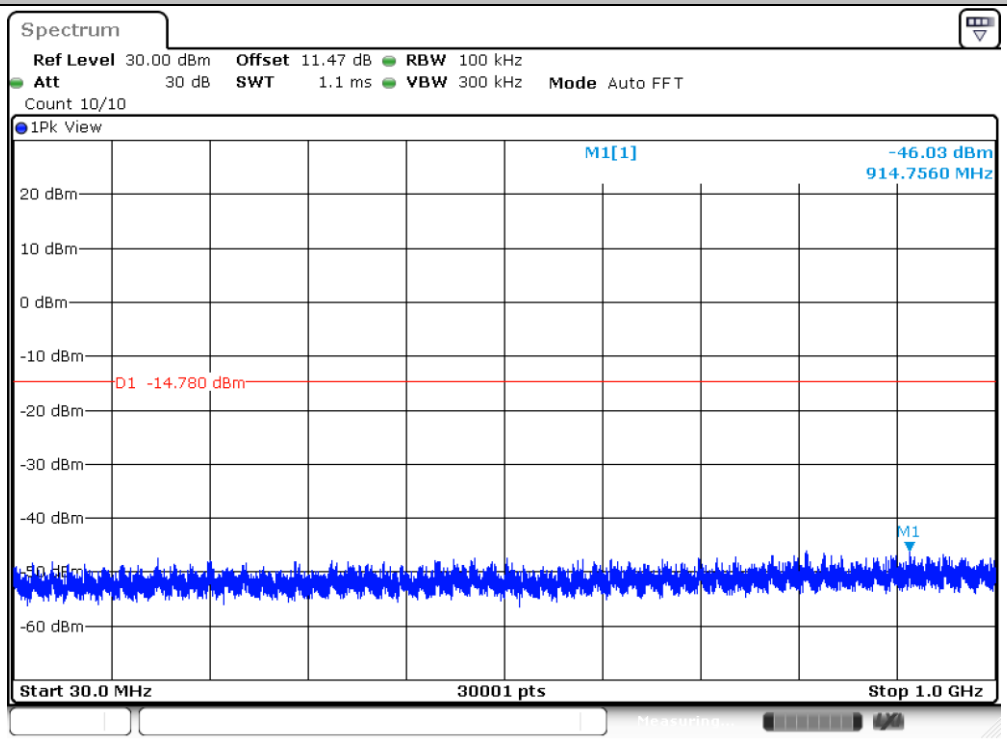


Date: 6.JAN.2025 20:11:42

11G_Ant1_2462_1000~26500

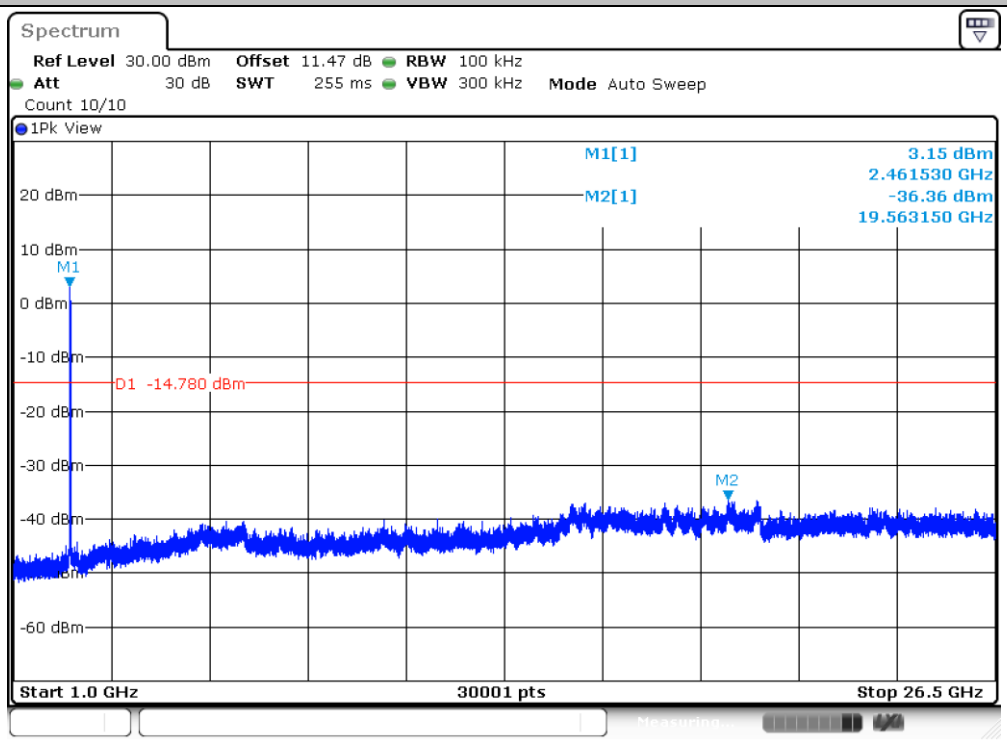


Date: 6.JAN.2025 20:12:37

11N20SISO_Ant1_2412_30~1000

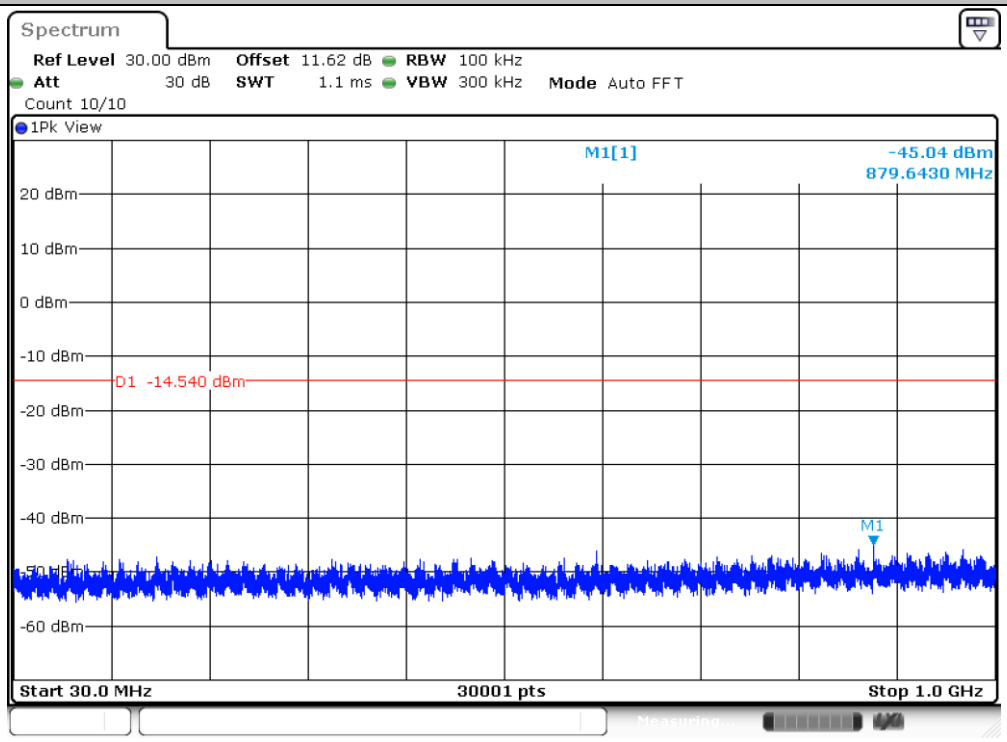


Date: 6.JAN.2025 20:16:57

11N20SISO_Ant1_2412_1000~26500

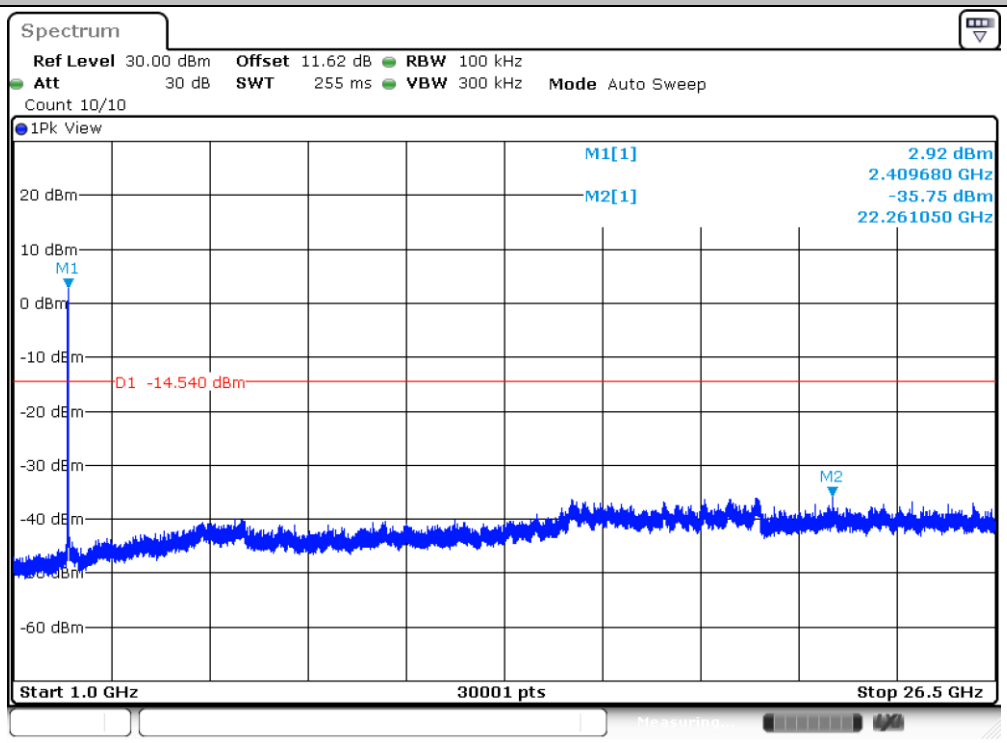


Date: 6.JAN.2025 20:18:45

11N20SISO_Ant1_2437_30~1000

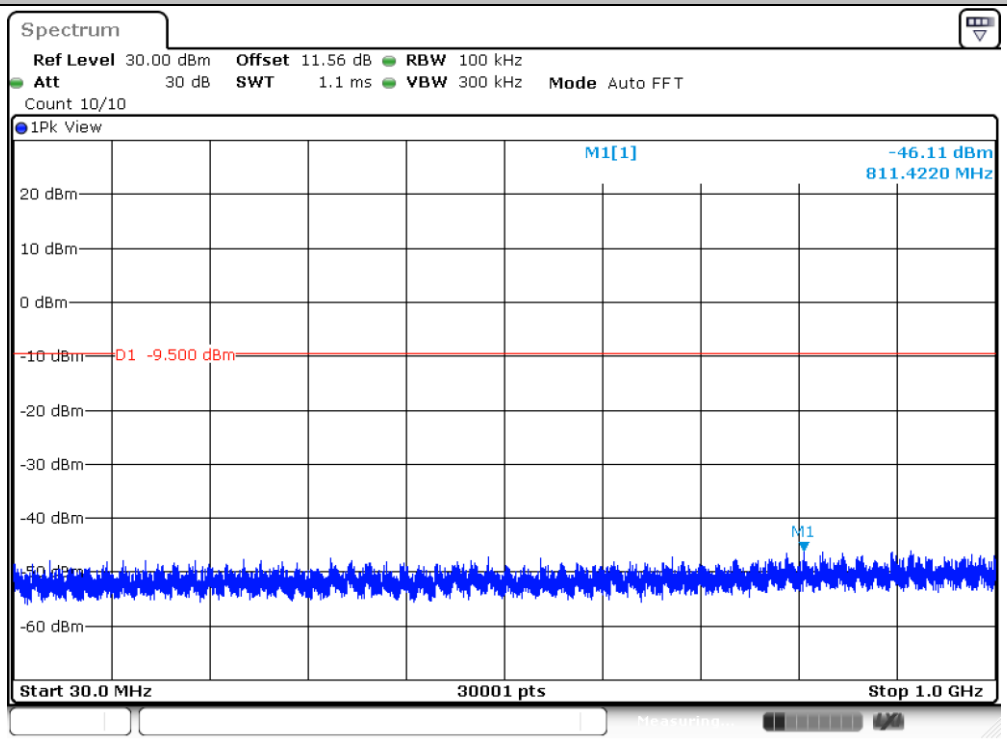


Date: 6.JAN.2025 20:20:06

11N20SISO_Ant1_2437_1000~26500

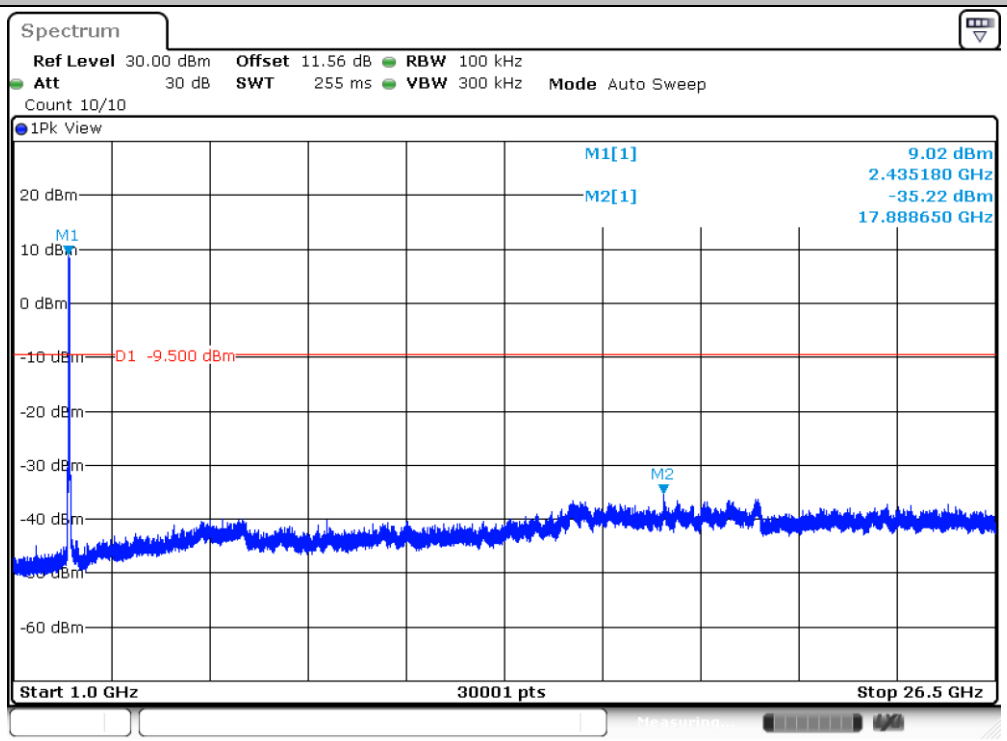


Date: 6.JAN.2025 20:22:25

11N20SISO_Ant1_2462_30~1000

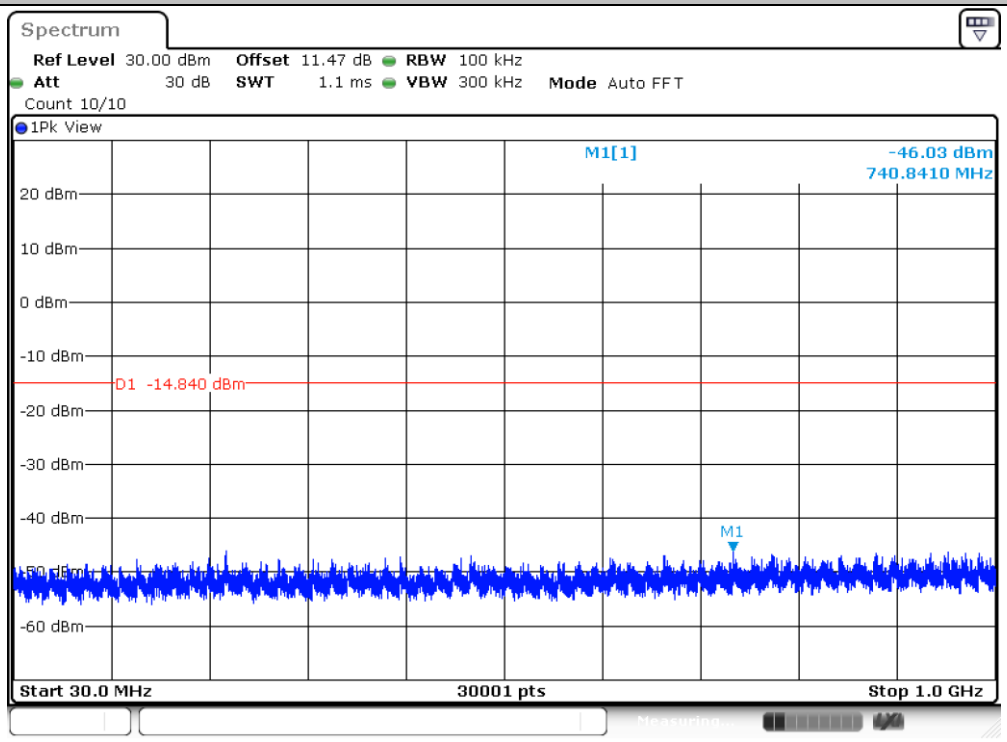


Date: 6.JAN.2025 20:24:03

11N20SISO_Ant1_2462_1000~26500

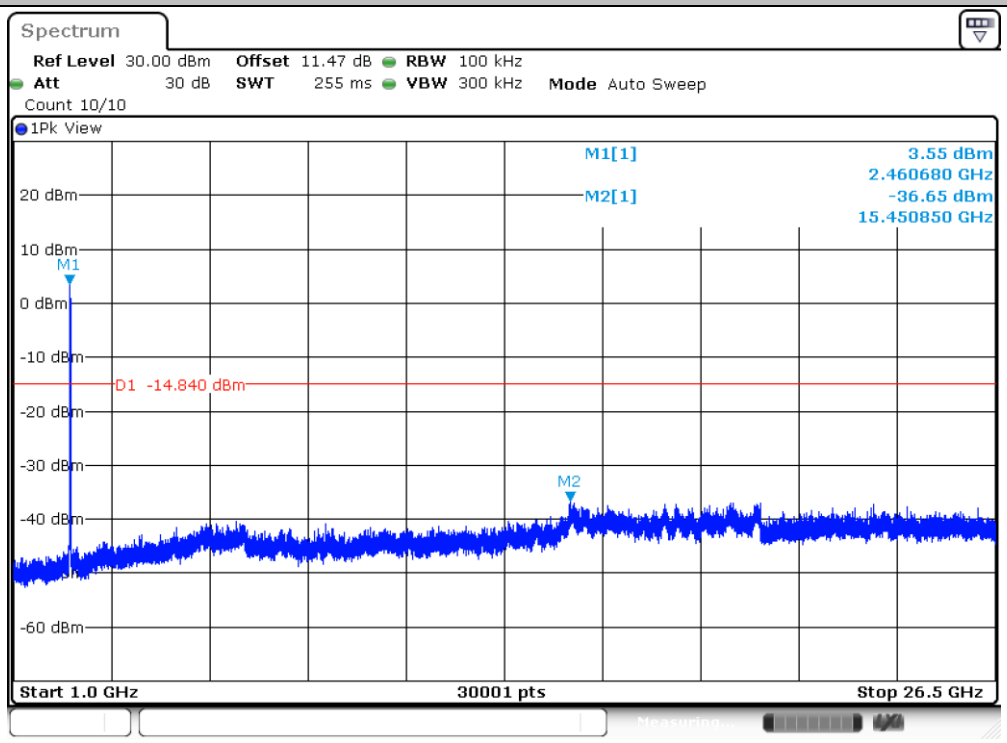


Date: 6.JAN.2025 20:24:34

11N40SISO_Ant1_2422_30~1000

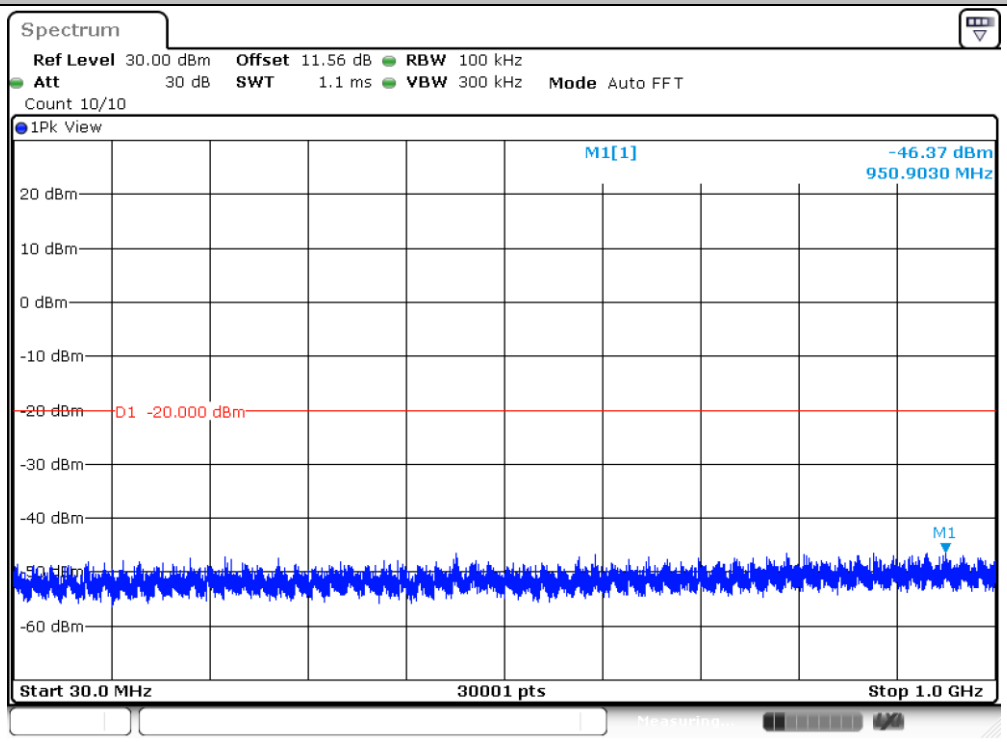


Date: 6.JAN.2025 20:26:14

11N40SISO_Ant1_2422_1000~26500

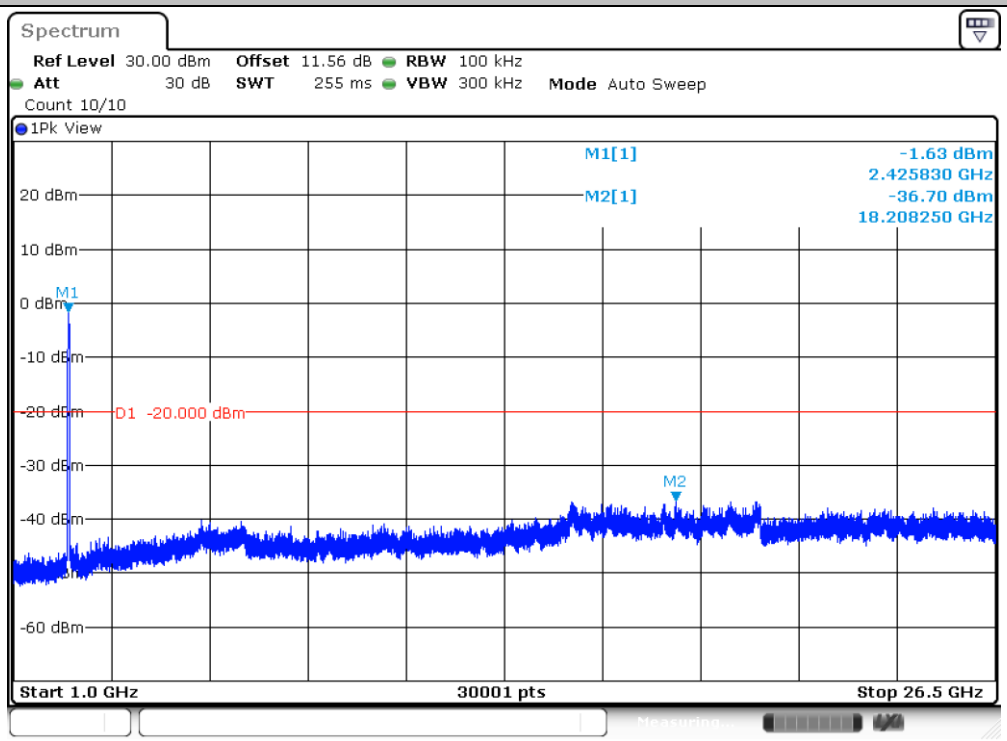


Date: 6.JAN.2025 20:26:41

11N40SISO_Ant1_2437_30~1000

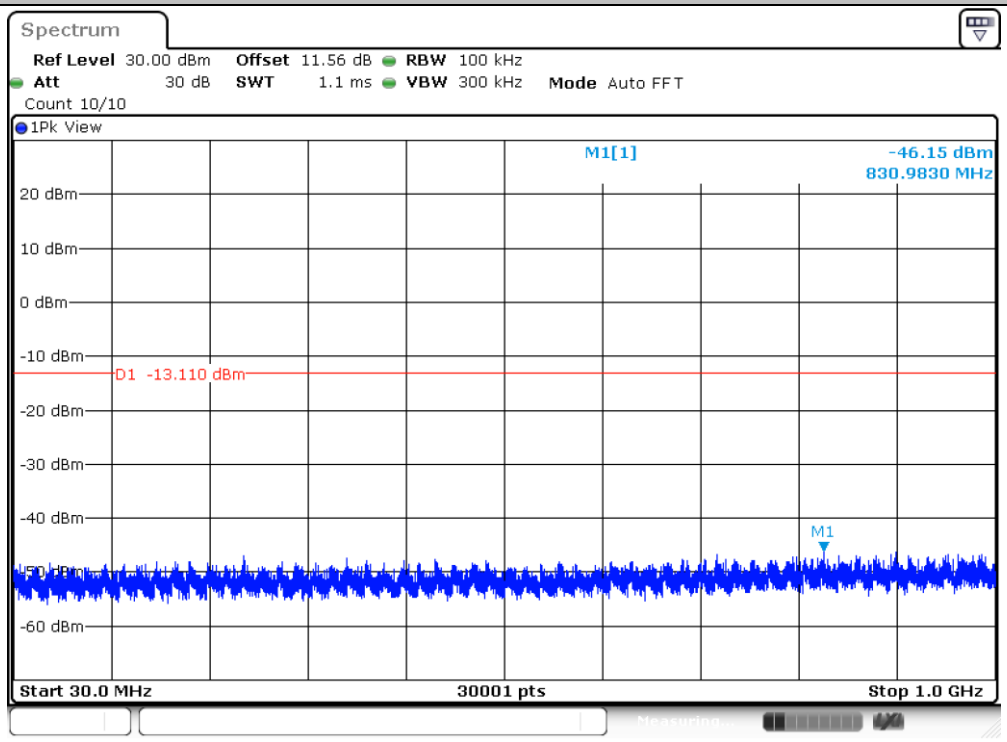


Date: 6.JAN.2025 20:28:02

11N40SISO_Ant1_2437_1000~26500

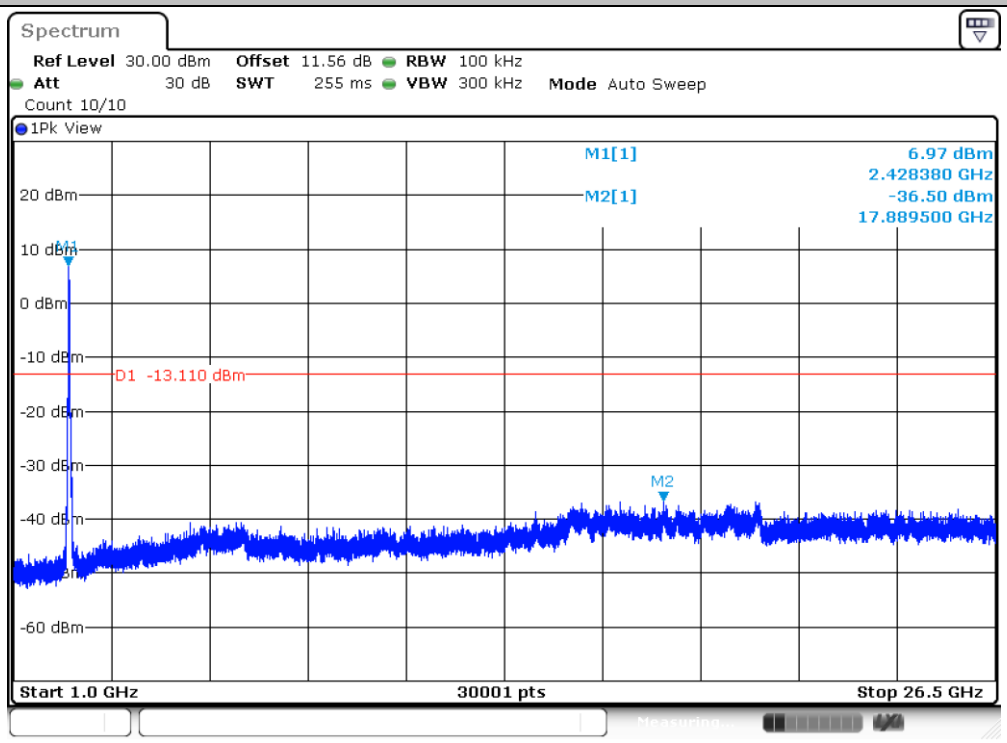


Date: 6.JAN.2025 20:28:27

11N40SISO_Ant1_2452_30~1000

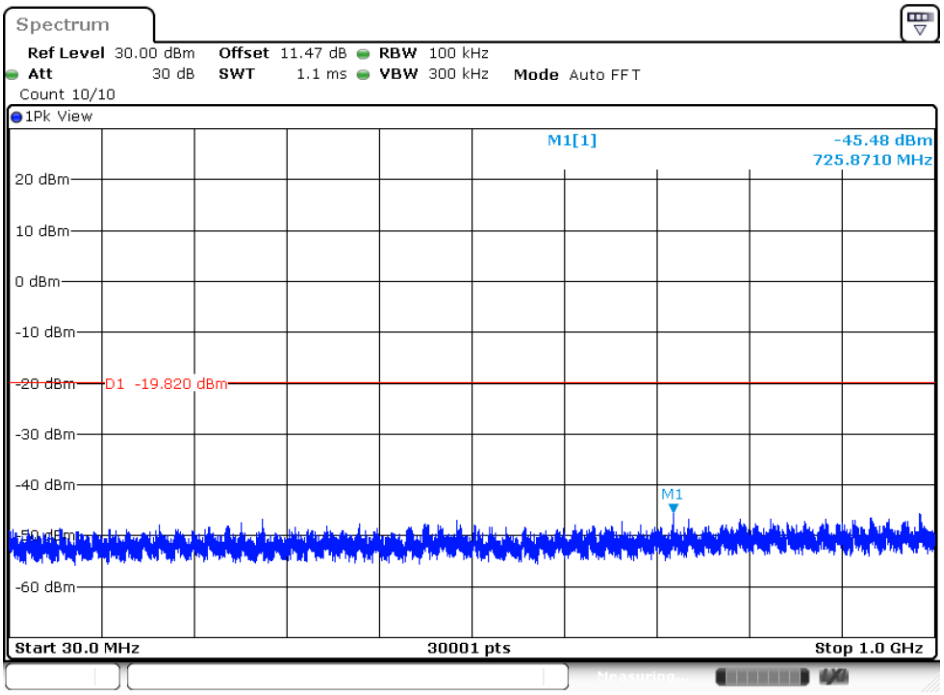


Date: 6.JAN.2025 20:29:52

11N40SISO_Ant1_2452_1000~26500

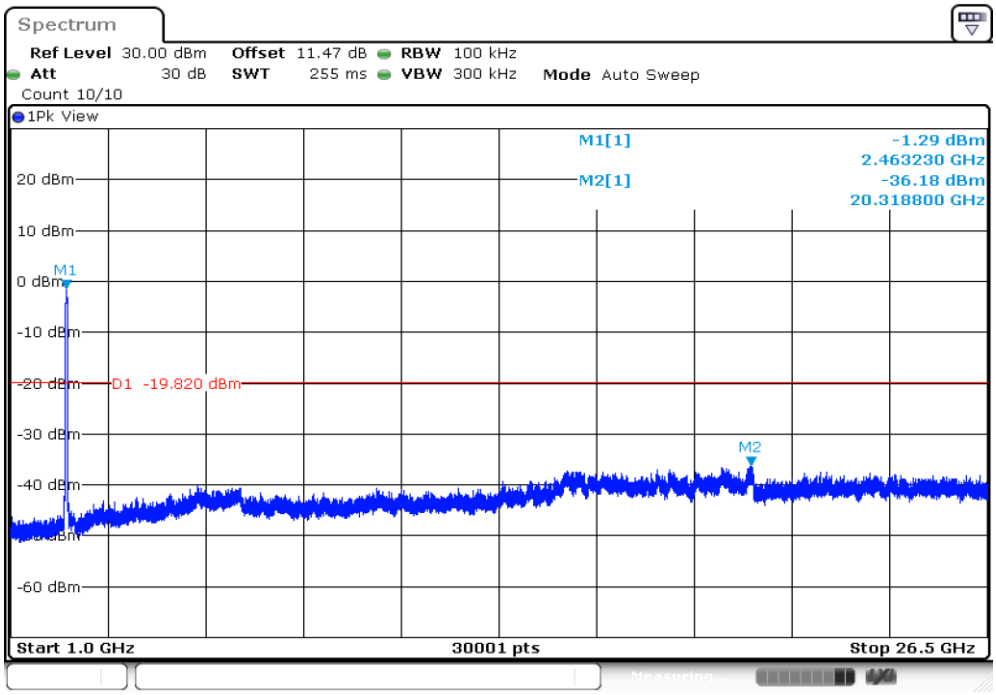


Date: 6.JAN.2025 20:31:24

# Appendix B. AC Conducted Emission Test Results

| | | | |
|---|---|---|---|
| **Test Engineer :** | Yuki Tang | **Temperature :** | 22~24℃ |
| | | **Relative Humidity :** | 44~50% |
| **Test Voltage :** | 120Vac / 60Hz | **Phase :** | Line |
| **Remark :** | All emissions not reported here are more than 10 dB below the prescribed limit. | | |

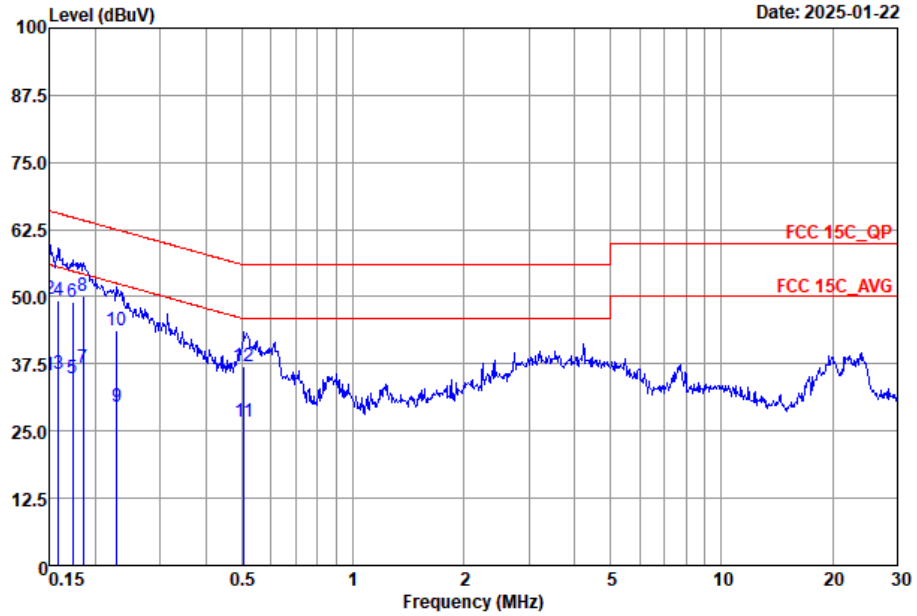


Site : CO02-SZ
Condition : FCC 15C_QP LISN_2024-L-1 LINE

| | | Freq | Level | Over Limit | Limit Line | Read Level | LISN Factor | Cable Loss | Remark |
|---|---|---|---|---|---|---|---|---|---|
| | | MHz | dBuV | dB | dBuV | dBuV | dB | dB | |
| 1 | | 0.15 | 35.47 | -20.53 | 56.00 | 15.79 | 9.67 | 10.01 | Average |
| 2 | | 0.15 | 49.47 | -16.53 | 66.00 | 29.79 | 9.67 | 10.01 | QP |
| 3 | | 0.16 | 35.78 | -19.74 | 55.52 | 16.10 | 9.67 | 10.01 | Average |
| 4 | | 0.16 | 49.18 | -16.34 | 65.52 | 29.50 | 9.67 | 10.01 | QP |
| 5 | | 0.17 | 34.89 | -19.88 | 54.77 | 15.20 | 9.68 | 10.01 | Average |
| 6 | | 0.17 | 48.99 | -15.78 | 64.77 | 29.30 | 9.68 | 10.01 | QP |
| 7 | | 0.19 | 36.69 | -17.55 | 54.24 | 16.99 | 9.68 | 10.02 | Average |
| 8 | * | 0.19 | 50.09 | -14.15 | 64.24 | 30.39 | 9.68 | 10.02 | QP |
| 9 | | 0.23 | 29.52 | -22.96 | 52.48 | 9.80 | 9.69 | 10.03 | Average |
| 10 | | 0.23 | 43.82 | -18.66 | 62.48 | 24.10 | 9.69 | 10.03 | QP |
| 11 | | 0.51 | 26.83 | -19.17 | 46.00 | 7.10 | 9.62 | 10.11 | Average |
| 12 | | 0.51 | 37.03 | -18.97 | 56.00 | 17.30 | 9.62 | 10.11 | QP |

| | | | |
|---|---|---|---|
| **Test Engineer :** | Yuki Tang | **Temperature :** | 22~24℃ |
| | | **Relative Humidity :** | 44~50% |
| **Test Voltage :** | 120Vac / 60Hz | **Phase :** | Neutral |
| **Remark :** | All emissions not reported here are more than 10 dB below the prescribed limit. | | |

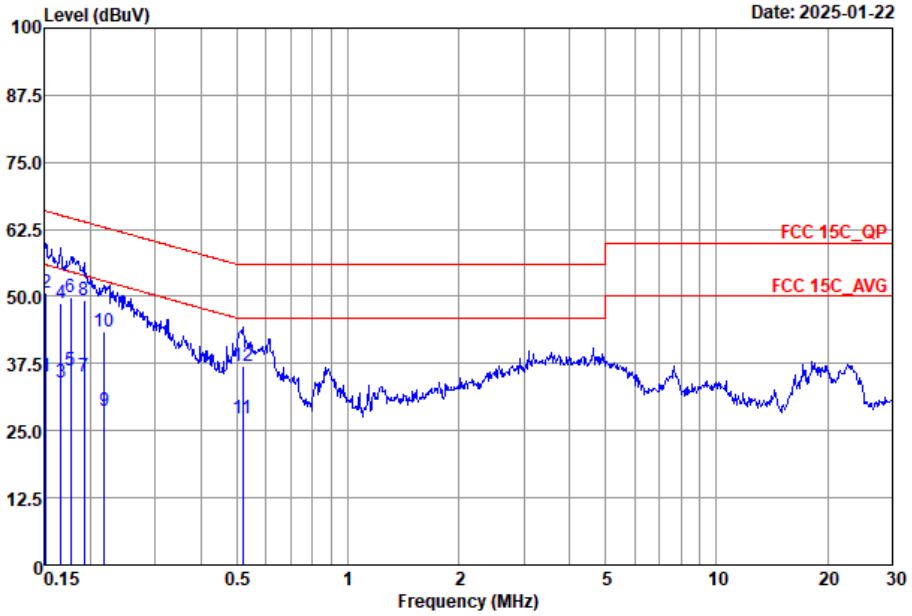


Site : CO02-SZ
Condition : FCC 15C_QP LISN_2024-N-1 NEUTRAL

| | Freq | Level | Over Limit | Limit Line | Read Level | LISN Factor | Cable Loss | Remark |
|---|---|---|---|---|---|---|---|---|
| | MHz | dBuV | dB | dBuV | dBuV | dB | dB | |
| 1 | 0.15 | 35.14 | -20.77 | 55.91 | 15.39 | 9.74 | 10.01 | Average |
| 2 | 0.15 | 50.74 | -15.17 | 65.91 | 30.99 | 9.74 | 10.01 | QP |
| 3 | 0.17 | 34.03 | -21.09 | 55.12 | 14.30 | 9.72 | 10.01 | Average |
| 4 | 0.17 | 48.73 | -16.39 | 65.12 | 29.00 | 9.72 | 10.01 | QP |
| 5 | 0.18 | 36.22 | -18.42 | 54.64 | 16.50 | 9.71 | 10.01 | Average |
| 6 | 0.18 | 49.72 | -14.92 | 64.64 | 30.00 | 9.71 | 10.01 | QP |
| 7 | 0.19 | 35.11 | -18.82 | 53.93 | 15.39 | 9.70 | 10.02 | Average |
| 8 * | 0.19 | 49.41 | -14.52 | 63.93 | 29.69 | 9.70 | 10.02 | QP |
| 9 | 0.22 | 28.71 | -24.17 | 52.88 | 8.99 | 9.69 | 10.03 | Average |
| 10 | 0.22 | 43.51 | -19.37 | 62.88 | 23.79 | 9.69 | 10.03 | QP |
| 11 | 0.52 | 27.40 | -18.60 | 46.00 | 7.60 | 9.69 | 10.11 | Average |
| 12 | 0.52 | 37.10 | -18.90 | 56.00 | 17.30 | 9.69 | 10.11 | QP |

Note:

1. Level(dBμV) = Read Level(dBμV) + LISN Factor(dB) + Cable Loss(dB)
2. Over Limit(dB) = Level(dBμV) – Limit Line(dBμV)

# Appendix C Radiated Spurious Emission Test Data

| | | | |
|---|---|---|---|
| **Test Engineer :** | HuaCong Liang | **Relative Humidity :** | 48~49% |
| | | **Temperature :** | 24-25℃ |

## Radiated Spurious Emission Test Modes

| Mode | Band (MHz) | Antenna | Modulation | Channel | Frequency | Data Rate | RU | Remark |
|---|---|---|---|---|---|---|---|---|
| Mode 1 | 2400-2483.5 | SISO | 802.11b | 01 | 2412 | 1Mbps | - | - |
| Mode 2 | 2400-2483.5 | SISO | 802.11b | 06 | 2437 | 1Mbps | - | - |
| Mode 3 | 2400-2483.5 | SISO | 802.11b | 11 | 2462 | 1Mbps | - | - |
| Mode 4 | 2400-2483.5 | SISO | 802.11g | 01 | 2412 | 6Mbps | - | - |
| Mode 5 | 2400-2483.5 | SISO | 802.11g | 06 | 2437 | 6Mbps | - | - |
| Mode 6 | 2400-2483.5 | SISO | 802.11g | 11 | 2462 | 6Mbps | - | - |
| Mode 7 | 2400-2483.5 | SISO | 802.11n HT20 | 01 | 2412 | MCS0 | - | - |
| Mode 8 | 2400-2483.5 | SISO | 802.11n HT20 | 06 | 2437 | MCS0 | - | - |
| Mode 9 | 2400-2483.5 | SISO | 802.11n HT20 | 11 | 2462 | MCS0 | - | - |
| Mode 10 | 2400-2483.5 | SISO | 802.11n HT40 | 03 | 2422 | MCS0 | - | - |
| Mode 11 | 2400-2483.5 | SISO | 802.11n HT40 | 09 | 2452 | MCS0 | - | - |
| Mode 12 | 2400-2483.5 | SISO | 802.11g | 01 | 2412 | 6Mbps | LF | - |
| Mode 13 | 2400-2483.5 | SISO | 802.11g | 02 | 2417 | 6Mbps | - | - |
| Mode 14 | 2400-2483.5 | SISO | 802.11g | 10 | 2457 | 6Mbps | - | - |
| Mode 15 | 2400-2483.5 | SISO | 802.11n HT20 | 2 | 2417 | MCS0 | - | - |
| Mode 16 | 2400-2483.5 | SISO | 802.11n HT20 | 10 | 2457 | MCS0 | - | - |
| Mode 17 | 2400-2483.5 | SISO | 802.11n HT40 | 06 | 2437 | MCS0 | - | - |

## Summary of each worse mode

| Mode | Modulation | Ch. | Freq. (MHz) | Level (dBuV/m) | Limit (dBuV/m) | Margin (dB) | Pol. | Peak Avg. | Result | Remark |
|---|---|---|---|---|---|---|---|---|---|---|
| 1 | 802.11b | 01 | 2386.96 | 48.54 | 54 | -5.46 | H | AVERAGE | Pass | Band Edge |
| 1 | 802.11b | 01 | 4824.00 | 47.39 | 54.00 | -6.61 | V | Average | Pass | Harmonic |
| 2 | 802.11b | 06 | - | - | - | - | - | - | - | Band Edge |
| 2 | 802.11b | 06 | 4874.00 | 47.13 | 54.00 | -6.87 | H | Average | Pass | Harmonic |
| 3 | 802.11b | 11 | 2486.852 | 50.82 | 54 | -3.18 | H | AVERAGE | Pass | Band Edge |
| 3 | 802.11b | 11 | 4924.00 | 46.91 | 54.00 | -7.09 | H | Average | Pass | Harmonic |
| 4 | 802.11g | 01 | 2389.95 | 50.88 | 54.00 | -3.12 | H | AVERAGE | Pass | Band Edge |
| 4 | 802.11g | 01 | 4824.00 | 35.31 | 54.00 | -18.69 | V | Average | Pass | Harmonic |
| 5 | 802.11g | 06 | - | - | - | - | - | - | - | Band Edge |
| 5 | 802.11g | 06 | 4874.00 | 38.06 | 54.00 | -15.94 | V | Average | Pass | Harmonic |
| 6 | 802.11g | 11 | 2483.51 | 50.42 | 54.00 | -3.58 | H | AVERAGE | Pass | Band Edge |
| 6 | 802.11g | 11 | 4924.00 | 36.40 | 54.00 | -17.60 | V | Average | Pass | Harmonic |
| 7 | 802.11n HT20 | 01 | 2389.82 | 50.28 | 54.00 | -3.72 | H | AVERAGE | Pass | Band Edge |
| 7 | 802.11n HT20 | 01 | 4824.00 | 35.05 | 54.00 | -18.95 | V | Average | Pass | Harmonic |
| 8 | 802.11n HT20 | 06 | - | - | - | - | - | - | - | Band Edge |
| 8 | 802.11n HT20 | 06 | 4874.00 | 36.77 | 54.00 | -17.23 | V | Average | Pass | Harmonic |
| 9 | 802.11n HT20 | 11 | 2483.51 | 50.64 | 54.00 | -3.36 | H | AVERAGE | Pass | Band Edge |
| 9 | 802.11n HT20 | 11 | 7386.00 | 43.51 | 74.00 | -30.49 | V | Peak | Pass | Harmonic |
| 10 | 802.11n HT40 | 03 | 2389.97 | 50.83 | 54.00 | -3.17 | H | AVERAGE | Pass | Band Edge |
| 10 | 802.11n HT40 | 03 | - | - | - | - | - | - | - | Harmonic |
| 11 | 802.11n HT40 | 09 | 2484.74 | 49.55 | 54.00 | -4.45 | H | AVERAGE | Pass | Band Edge |
| 11 | 802.11n HT40 | 09 | - | - | - | - | - | - | - | Harmonic |
| 12 | 802.11n HT40 | 03 | 33.88 | 24.98 | 40.00 | -15.02 | V | Peak | Pass | LF |
| 13 | 802.11g | 02 | 2389.82 | 49.97 | 54.00 | -4.03 | H | AVERAGE | Pass | Band Edge |
| 13 | 802.11g | 02 | - | - | - | - | - | - | - | Harmonic |
| 14 | 802.11g | 10 | 2483.62 | 48.68 | 54.00 | -5.32 | H | AVERAGE | Pass | Band Edge |
| 14 | 802.11g | 10 | - | - | - | - | - | - | - | Harmonic |
| 15 | 802.11n HT20 | 2 | 2388.78 | 48.26 | 54.00 | -5.74 | H | AVERAGE | Pass | Band Edge |
| 15 | 802.11n HT20 | 2 | - | - | - | - | - | - | - | Harmonic |
| 16 | 802.11n HT20 | 10 | 2483.83 | 48.46 | 54.00 | -5.54 | H | AVERAGE | Pass | Band Edge |
| 16 | 802.11n HT20 | 10 | - | - | - | - | - | - | - | Harmonic |
| 17 | 802.11n HT40 | 06 | 2389.88 | 50.31 | 54.00 | -3.69 | H | AVERAGE | Pass | Band Edge |
| 17 | 802.11n HT40 | 06 | - | - | - | - | - | - | - | Harmonic |

| Mode | 1 | |
|---|---|---|
| | Band Edge | |
| | 2400-2483.5_802.11b_CH01_2412MHz | |
| ANT | SISO | |
| Pol. | Horizontal | Fundamental |
| Peak | 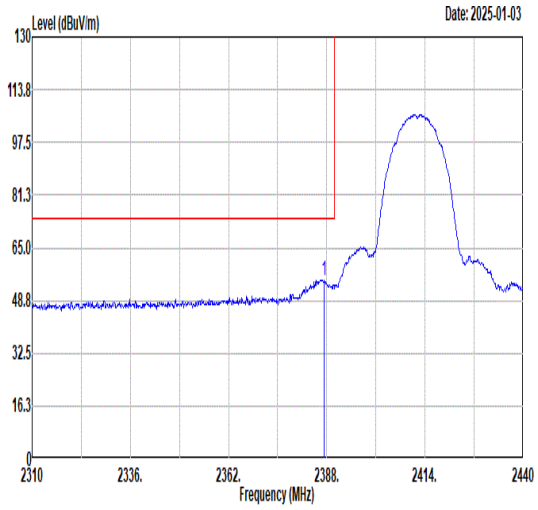 <br>Freq Level Limit Line Margin Read Level Ant Factor Cable Loss Preamp Factor APos TPos Remark<br>MHz dBuV/m dBuV/m dB dBuV dB/m dB dB cm deg<br>1 2387.22 55.11 74.00 -18.89 53.60 30.43 4.79 33.71 122 68 PEAK | 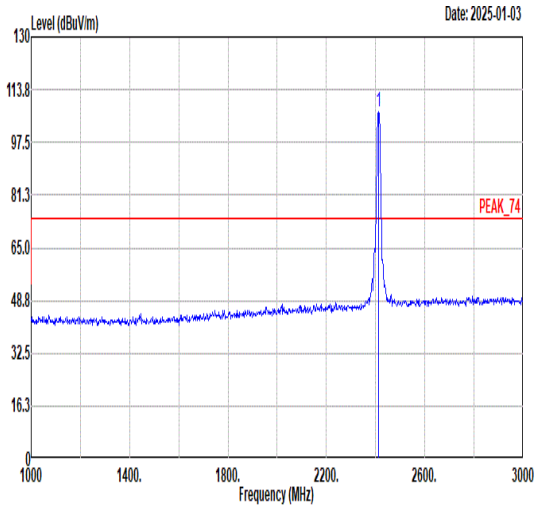 <br>Freq Level Limit Line Margin Read Level Ant Factor Cable Loss Preamp Factor APos TPos Remark<br>MHz dBuV/m dBuV/m dB dBuV dB/m dB dB cm deg<br>1 2412.00 106.92 ------ ------ 105.31 30.45 4.82 33.66 122 68 PEAK |
| Avg | 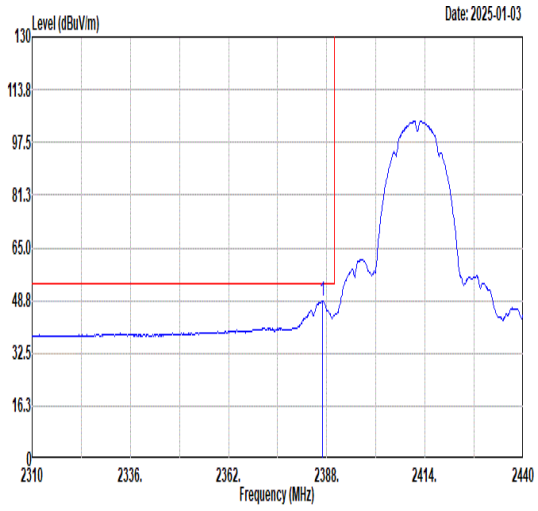 <br>Freq Level Limit Line Margin Read Level Ant Factor Cable Loss Preamp Factor APos TPos Remark<br>MHz dBuV/m dBuV/m dB dBuV dB/m dB dB cm deg<br>1 2386.96 48.54 54.00 -5.46 47.03 30.43 4.79 33.71 122 68 AVERAGE | 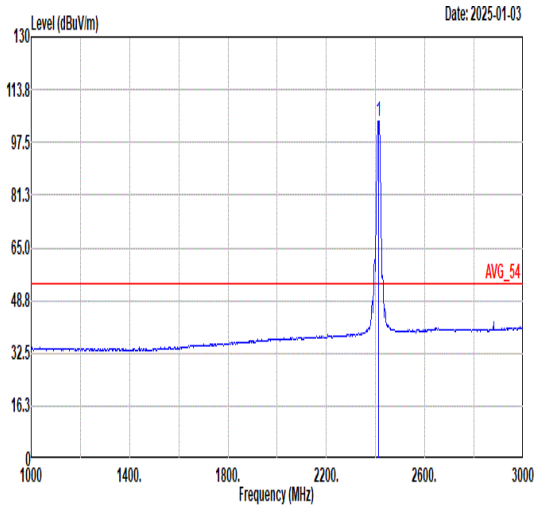 <br>Freq Level Limit Line Margin Read Level Ant Factor Cable Loss Preamp Factor APos TPos Remark<br>MHz dBuV/m dBuV/m dB dBuV dB/m dB dB cm deg<br>1 2412.00 104.05 ------ ------ 102.44 30.45 4.82 33.66 122 68 AVERAGE |

| Mode | 1 | |
|---|---|---|
| | Band Edge | |
| | 2400-2483.5_802.11b_CH01_2412MHz | |
| ANT | SISO | |
| Pol. | Vertical | Fundamental |
| Peak | 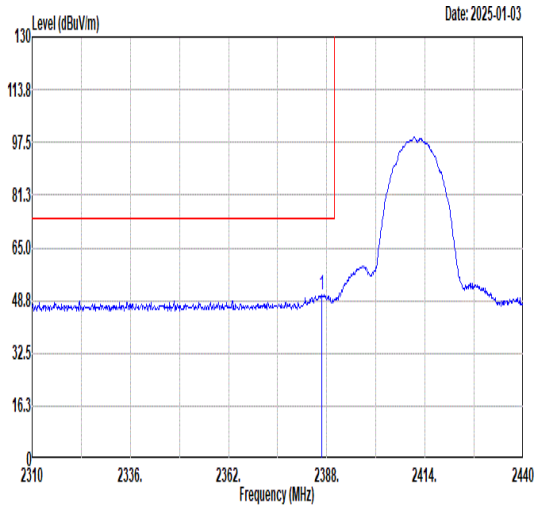 <br>Freq Level Limit Line Margin Read Level Ant Factor Cable Loss Preamp Factor APos TPos Remark<br>MHz dBuV/m dBuV/m dB dBuV dB/m dB dB cm deg<br>1 2386.57 50.48 74.00 -23.52 48.97 30.43 4.79 33.71 396 360 PEAK | 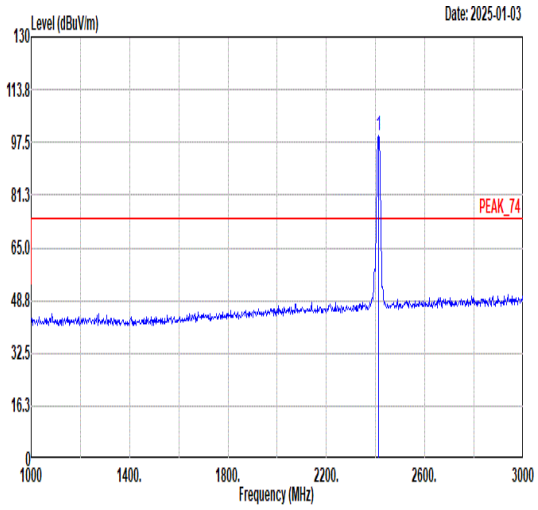 <br>Freq Level Limit Line Margin Read Level Ant Factor Cable Loss Preamp Factor APos TPos Remark<br>MHz dBuV/m dBuV/m dB dBuV dB/m dB dB cm deg<br>1 2412.00 99.61 ------ ------ 98.00 30.45 4.82 33.66 396 360 PEAK |
| Avg | 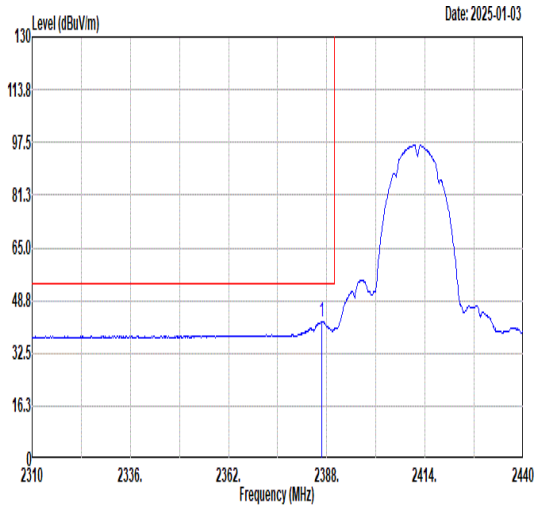 <br>Freq Level Limit Line Margin Read Level Ant Factor Cable Loss Preamp Factor APos TPos Remark<br>MHz dBuV/m dBuV/m dB dBuV dB/m dB dB cm deg<br>1 2386.57 42.29 54.00 -11.71 40.78 30.43 4.79 33.71 396 360 AVERAGE | 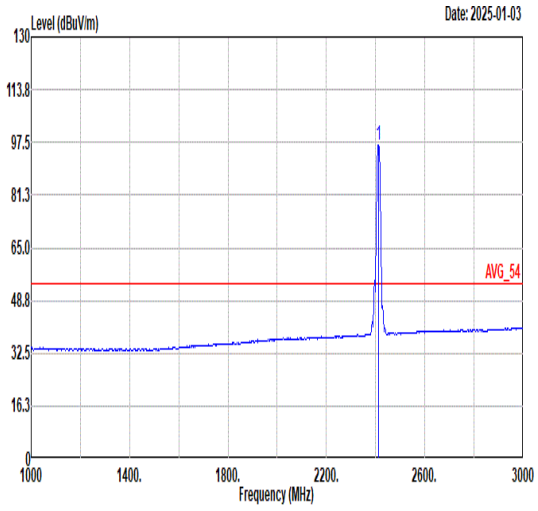 <br>Freq Level Limit Line Margin Read Level Ant Factor Cable Loss Preamp Factor APos TPos Remark<br>MHz dBuV/m dBuV/m dB dBuV dB/m dB dB cm deg<br>1 2412.00 96.82 ------ ------ 95.21 30.45 4.82 33.66 396 360 AVERAGE |

| Mode | 1 | |
|---|---|---|
| | Harmonic | |
| | 2400-2483.5_802.11b_CH01_2412MHz | |
| ANT | SISO | |
| Pol. | Horizontal | Vertical |
| Peak<br>Avg | 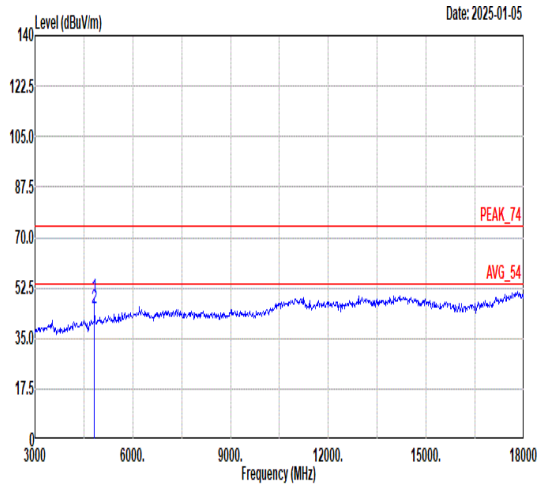 <br><br>Freq Level Limit Line Margin Read Level Ant Factor Cable Loss Preamp Factor APos TPos Remark<br>MHz dBuV/m dBuV/m dB dBuV dB/m dB dB cm deg<br>1 4824.00 49.04 74.00 -24.96 72.69 33.83 7.75 65.23 330 122 Peak<br>2 4824.00 45.40 54.00 -8.60 69.05 33.83 7.75 65.23 330 122 Average | 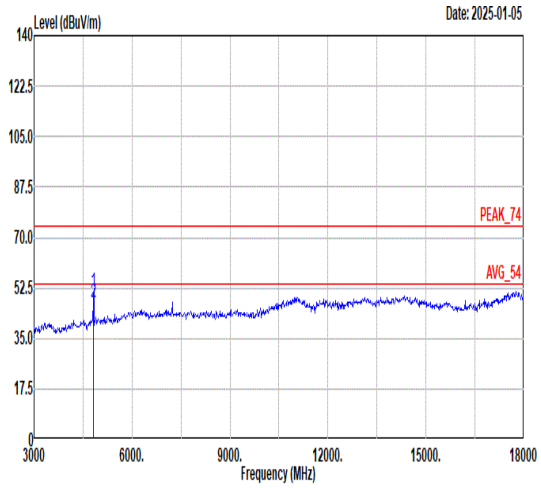 <br><br>Freq Level Limit Line Margin Read Level Ant Factor Cable Loss Preamp Factor APos TPos Remark<br>MHz dBuV/m dBuV/m dB dBuV dB/m dB dB cm deg<br>1 4824.00 51.04 74.00 -22.96 74.69 33.83 7.75 65.23 100 88 Peak<br>2 4824.00 47.39 54.00 -6.61 71.04 33.83 7.75 65.23 100 88 Average |

| Mode | 2 | |
|---|---|---|
| | Harmonic | |
| | 2400-2483.5_802.11b_CH06_2437MHz | |
| ANT | SISO | |
| Pol. | Horizontal | Vertical |
| Peak<br>Avg | 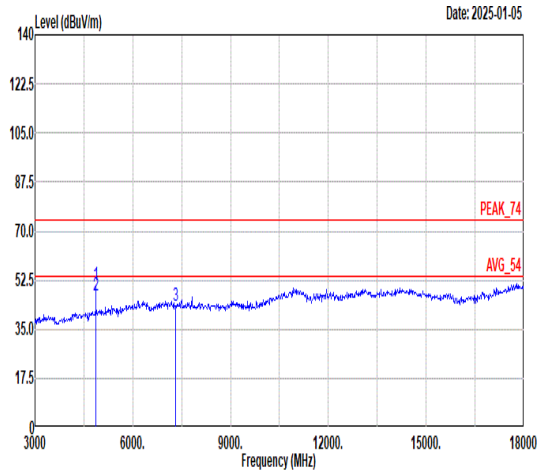 <br><br>Freq Level Limit Line Margin Read Level Ant Factor Cable Loss Preamp Factor APos TPos Remark<br>MHz dBuV/m dBuV/m dB dBuV dB/m dB dB cm deg<br>1 4874.00 50.95 74.00 -23.05 74.58 33.85 7.77 65.25 312 124 Peak<br>2 4874.00 47.13 54.00 -6.87 70.76 33.85 7.77 65.25 312 124 Average<br>3 7311.00 43.48 74.00 -30.52 62.90 36.30 8.93 64.65 -- -- Peak | 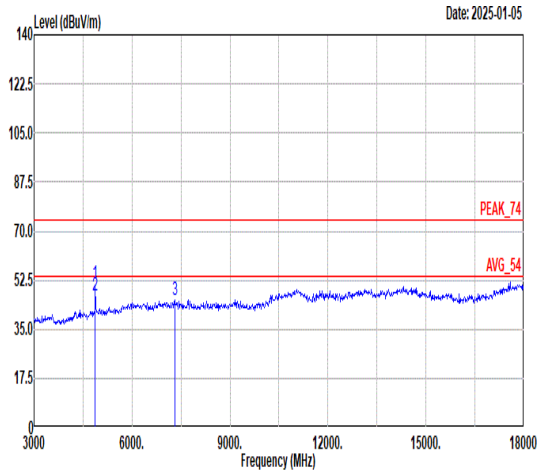 <br><br>Freq Level Limit Line Margin Read Level Ant Factor Cable Loss Preamp Factor APos TPos Remark<br>MHz dBuV/m dBuV/m dB dBuV dB/m dB dB cm deg<br>1 4874.00 51.04 74.00 -22.96 74.67 33.85 7.77 65.25 100 70 Peak<br>2 4874.00 46.88 54.00 -7.12 70.51 33.85 7.77 65.25 100 70 Average<br>3 7311.00 45.51 74.00 -28.49 64.93 36.30 8.93 64.65 -- -- Peak |

| Mode | 3 | |
|---|---|---|
| | Band Edge | |
| | 2400-2483.5_802.11b_CH11_2462MHz | |
| ANT | SISO | |
| Pol. | Horizontal | Fundamental |
| Peak | 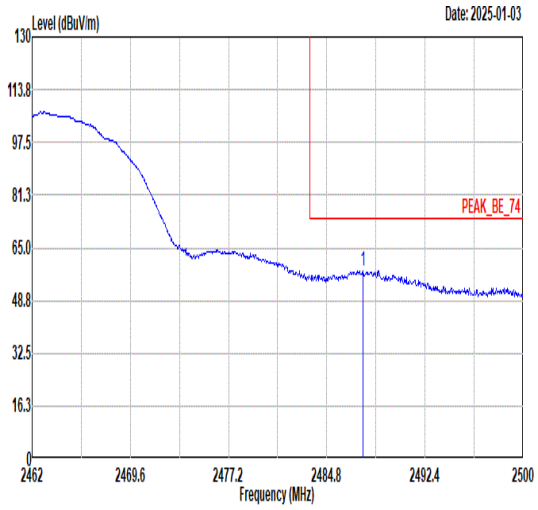 <br>Freq Level Limit Line Margin Read Level Ant Factor Cable Loss Preamp Factor APos TPos Remark<br>MHz dBuV/m dBuV/m dB dBuV dB/m dB dB cm deg<br>1 2487.57 58.11 74.00 -15.89 56.22 30.49 4.93 33.53 335 89 PEAK | 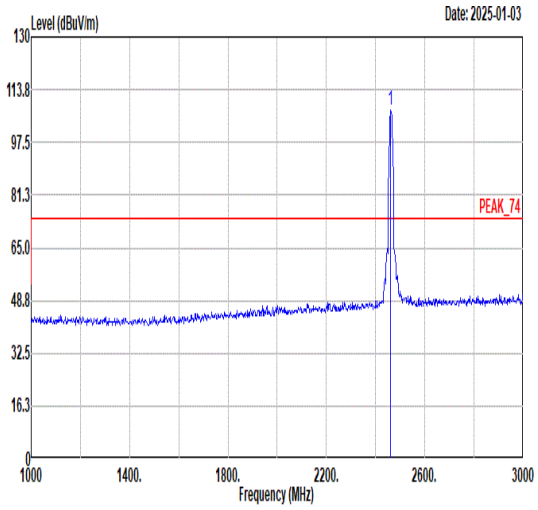 <br>Freq Level Limit Line Margin Read Level Ant Factor Cable Loss Preamp Factor APos TPos Remark<br>MHz dBuV/m dBuV/m dB dBuV dB/m dB dB cm deg<br>1 2462.00 107.33 ------ ------ 105.53 30.48 4.89 33.57 335 89 PEAK |
| Avg | 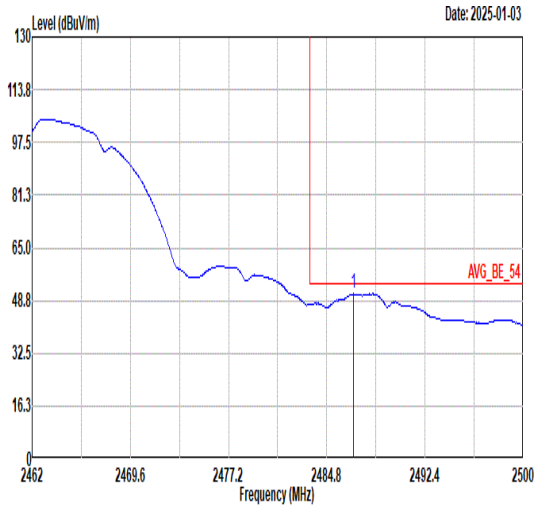 <br>Freq Level Limit Line Margin Read Level Ant Factor Cable Loss Preamp Factor APos TPos Remark<br>MHz dBuV/m dBuV/m dB dBuV dB/m dB dB cm deg<br>1 2486.85 50.82 54.00 -3.18 48.94 30.49 4.92 33.53 335 89 AVERAGE | 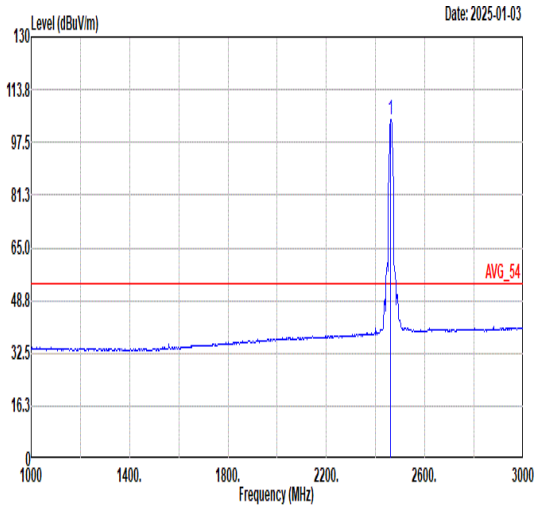 <br>Freq Level Limit Line Margin Read Level Ant Factor Cable Loss Preamp Factor APos TPos Remark<br>MHz dBuV/m dBuV/m dB dBuV dB/m dB dB cm deg<br>1 2462.00 104.61 ------ ------ 102.81 30.48 4.89 33.57 335 89 AVERAGE |

| Mode | 3 | |
|---|---|---|
| | Band Edge | |
| | 2400-2483.5_802.11b_CH11_2462MHz | |
| ANT | SISO | |
| Pol. | Vertical | Fundamental |
| Peak | 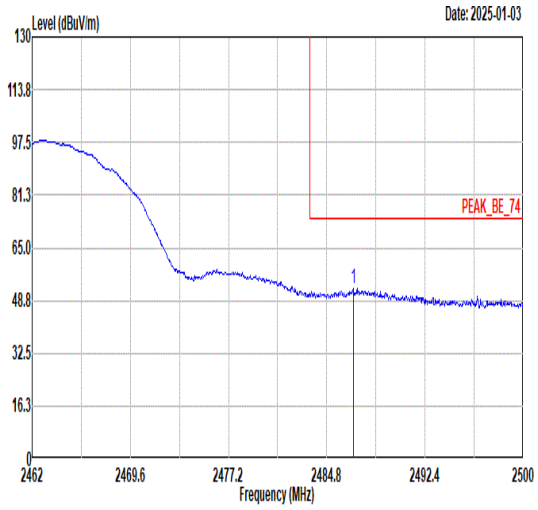 <br>Freq Level Limit Line Margin Read Level Ant Factor Cable Loss Preamp Factor APos TPos Remark<br>1 2486.89 52.37 74.00 -21.63 50.49 30.49 4.92 33.53 327 360 PEAK | 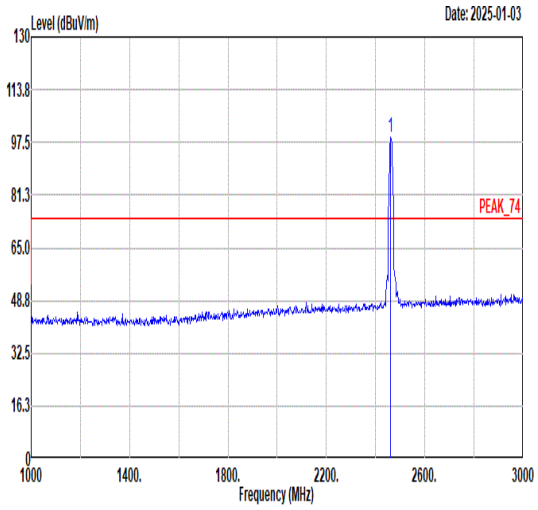 <br>Freq Level Limit Line Margin Read Level Ant Factor Cable Loss Preamp Factor APos TPos Remark<br>1 2462.00 98.99 ------ ------ 97.19 30.48 4.89 33.57 327 360 PEAK |
| Avg | 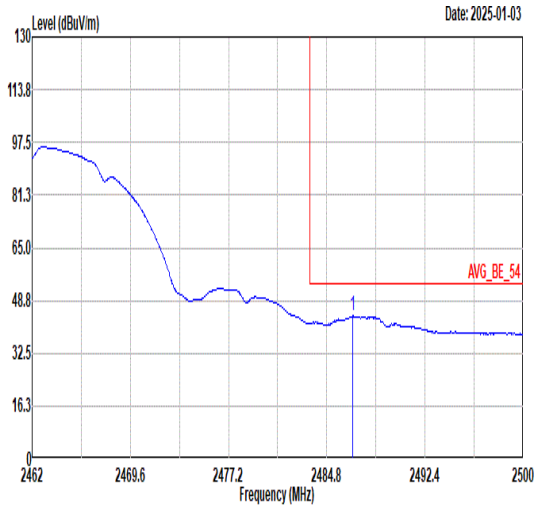 <br>Freq Level Limit Line Margin Read Level Ant Factor Cable Loss Preamp Factor APos TPos Remark<br>1 2486.81 43.91 54.00 -10.09 42.03 30.49 4.92 33.53 327 360 AVERAGE | 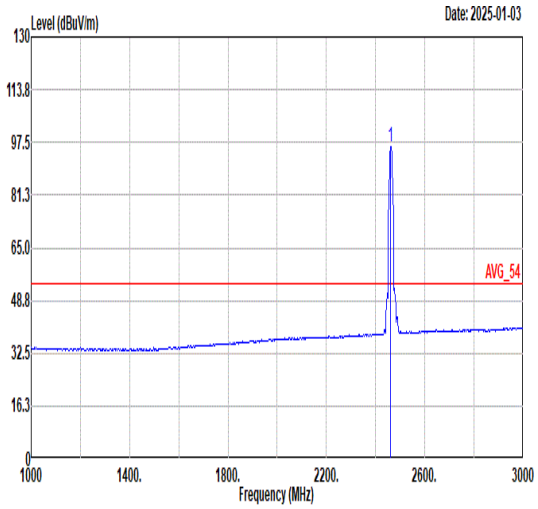 <br>Freq Level Limit Line Margin Read Level Ant Factor Cable Loss Preamp Factor APos TPos Remark<br>1 2462.00 96.09 ------ ------ 94.29 30.48 4.89 33.57 327 360 AVERAGE |

| Mode | 3 | |
|---|---|---|
| | Harmonic | |
| | 2400-2483.5_802.11b_CH11_2462MHz | |
| ANT | SISO | |
| Pol. | Horizontal | Vertical |
| Peak<br>Avg | 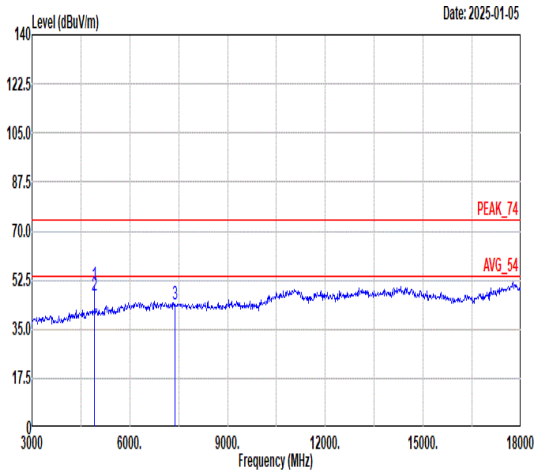 <br><br>Freq Level Limit Line Margin Read Level Ant Factor Cable Loss Preamp Factor APos TPos Remark<br>MHz dBuV/m dBuV/m dB dBuV dB/m dB dB cm deg<br>1 4924.00 50.67 74.00 -23.33 74.28 33.87 7.79 65.27 122 324 Peak<br>2 4924.00 46.91 54.00 -7.09 70.52 33.87 7.79 65.27 122 324 Average<br>3 7386.00 43.64 74.00 -30.36 62.76 36.30 9.17 64.59 -- -- Peak | 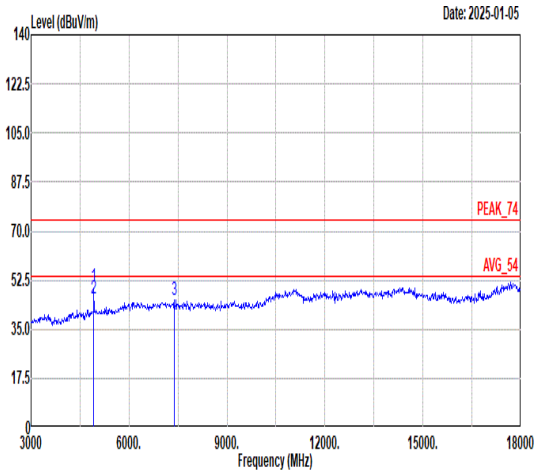 <br><br>Freq Level Limit Line Margin Read Level Ant Factor Cable Loss Preamp Factor APos TPos Remark<br>MHz dBuV/m dBuV/m dB dBuV dB/m dB dB cm deg<br>1 4924.00 50.39 74.00 -23.61 74.00 33.87 7.79 65.27 100 82 Peak<br>2 4924.00 46.13 54.00 -7.87 69.74 33.87 7.79 65.27 100 82 Average<br>3 7386.00 45.66 74.00 -28.34 64.78 36.30 9.17 64.59 -- -- Peak |

| Mode | 4 | |
|---|---|---|
| | Band Edge | |
| | 2400-2483.5_802.11g_CH01_2412MHz | |
| ANT | SISO | |
| Pol. | Horizontal | Fundamental |
| Peak | 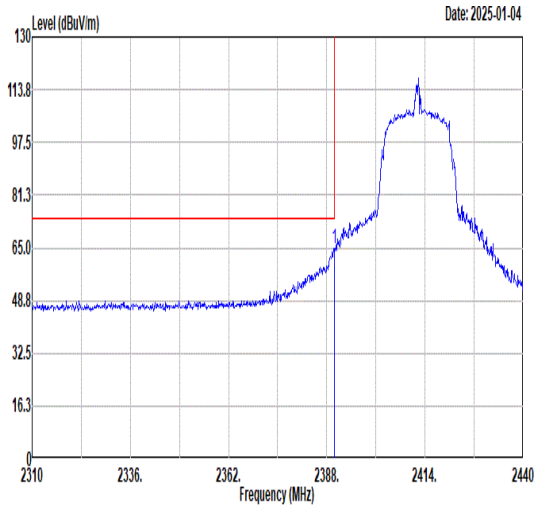 <br>Freq Level Limit Line Margin Read Level Ant Factor Cable Loss Preamp Factor APos TPos Remark<br>MHz dBuV/m dBuV/m dB dBuV dB/m dB dB cm deg<br>1 2389.95 64.74 74.00 -9.26 63.20 30.44 4.80 33.70 122 70 PEAK | 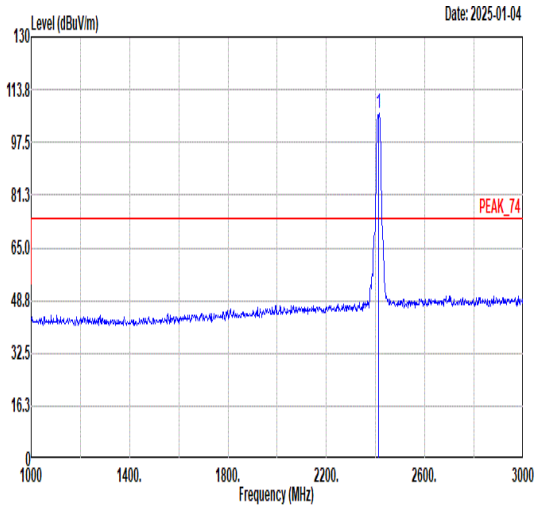 <br>Freq Level Limit Line Margin Read Level Ant Factor Cable Loss Preamp Factor APos TPos Remark<br>MHz dBuV/m dBuV/m dB dBuV dB/m dB dB cm deg<br>1 2412.00 106.54 ------ ------ 104.93 30.45 4.82 33.66 122 70 PEAK |
| Avg | 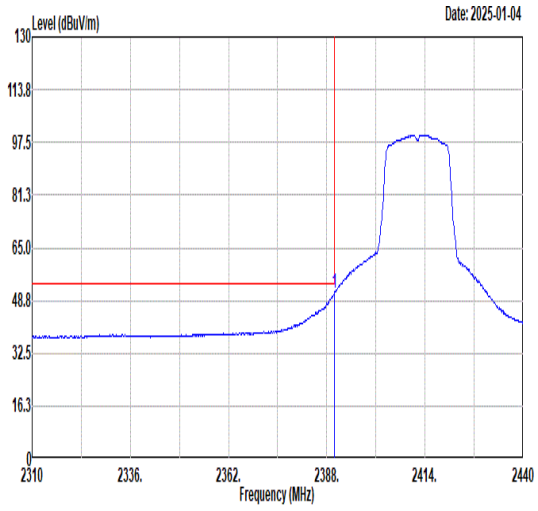 <br>Freq Level Limit Line Margin Read Level Ant Factor Cable Loss Preamp Factor APos TPos Remark<br>MHz dBuV/m dBuV/m dB dBuV dB/m dB dB cm deg<br>1 2389.95 50.88 54.00 -3.12 49.34 30.44 4.80 33.70 122 70 AVERAGE | 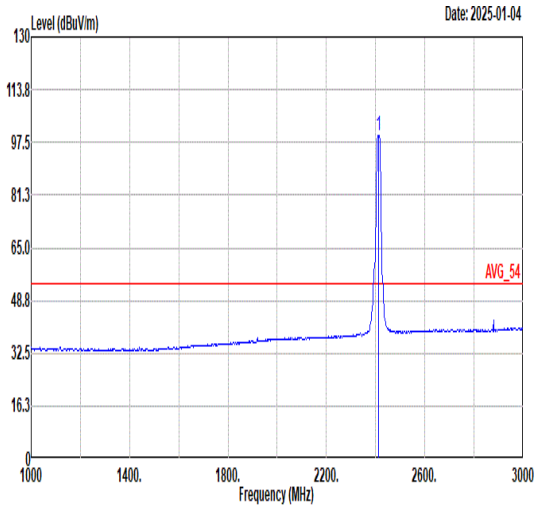 <br>Freq Level Limit Line Margin Read Level Ant Factor Cable Loss Preamp Factor APos TPos Remark<br>MHz dBuV/m dBuV/m dB dBuV dB/m dB dB cm deg<br>1 2412.00 99.48 ------ ------ 97.87 30.45 4.82 33.66 122 70 AVERAGE |

| Mode | 4 | |
|---|---|---|
| | Band Edge | |
| | 2400-2483.5_802.11g_CH01_2412MHz | |
| ANT | SISO | |
| Pol. | Vertical | Fundamental |
| Peak | 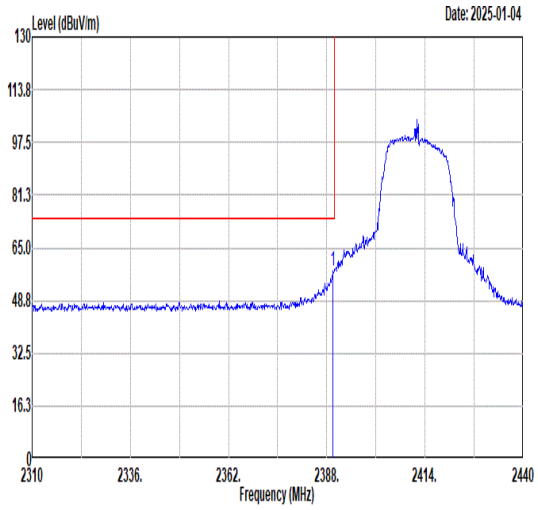 <br>Freq Level Limit Line Margin Read Level Ant Factor Cable Loss Preamp Factor APos TPos Remark<br>MHz dBuV/m dBuV/m dB dBuV dB/m dB dB cm deg<br>1 2389.69 57.98 74.00 -16.02 56.44 30.44 4.80 33.70 396 360 PEAK | 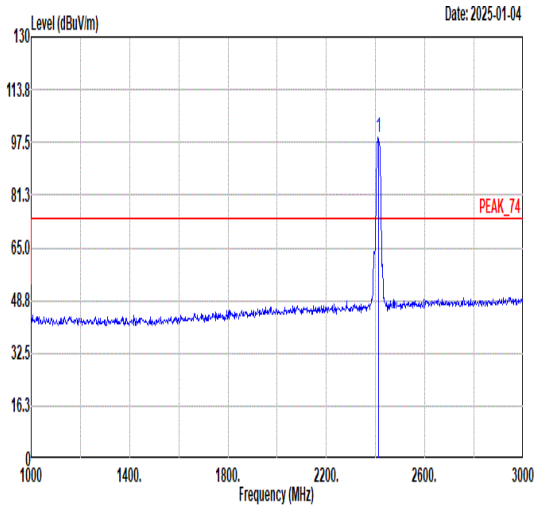 <br>Freq Level Limit Line Margin Read Level Ant Factor Cable Loss Preamp Factor APos TPos Remark<br>MHz dBuV/m dBuV/m dB dBuV dB/m dB dB cm deg<br>1 2412.00 98.86 ------ ------ 97.26 30.45 4.82 33.67 396 360 PEAK |
| Avg | 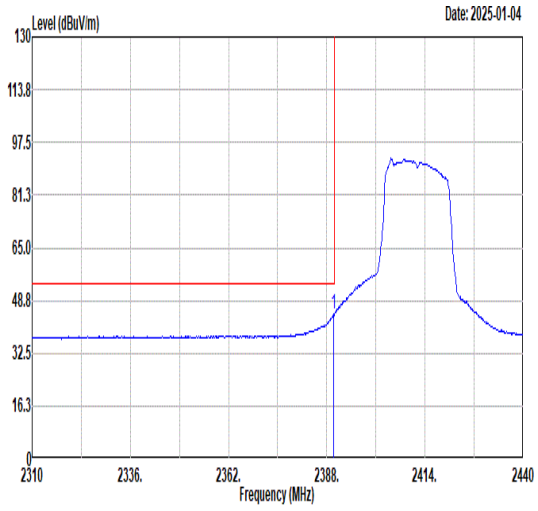 <br>Freq Level Limit Line Margin Read Level Ant Factor Cable Loss Preamp Factor APos TPos Remark<br>MHz dBuV/m dBuV/m dB dBuV dB/m dB dB cm deg<br>1 2389.82 44.82 54.00 -9.18 43.28 30.44 4.80 33.70 396 360 AVERAGE | 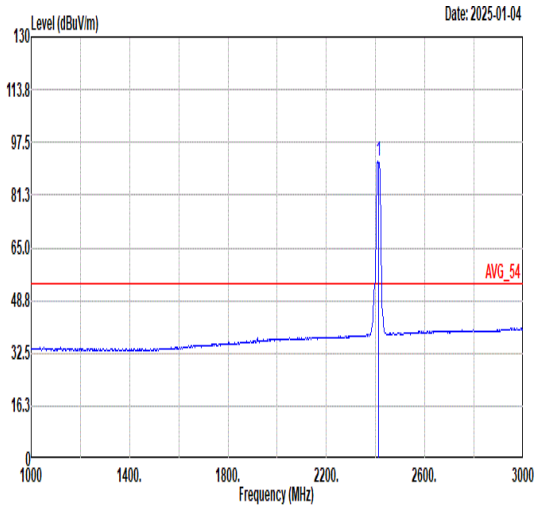 <br>Freq Level Limit Line Margin Read Level Ant Factor Cable Loss Preamp Factor APos TPos Remark<br>MHz dBuV/m dBuV/m dB dBuV dB/m dB dB cm deg<br>1 2412.00 91.59 ------ ------ 89.99 30.45 4.82 33.67 396 360 AVERAGE |

| Mode | 4 | |
|---|---|---|
| | Harmonic | |
| | 2400-2483.5_802.11g_CH01_2412MHz | |
| ANT | SISO | |
| Pol. | Horizontal | Vertical |
| Peak<br>Avg | 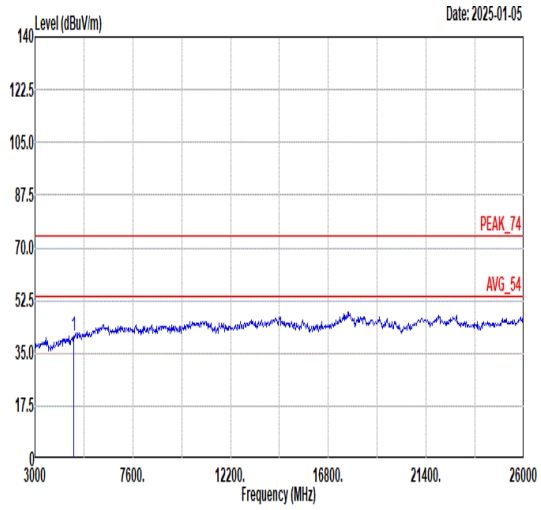 <br><br>Freq Level Limit Line Margin Read Level Ant Factor Cable Loss Preamp Factor APos TPos Remark<br>MHz dBuV/m dBuV/m dB dBuV dB/m dB dB cm deg<br>1 4824.00 40.88 74.00 -33.12 64.53 33.83 7.75 65.23 -- -- Peak | 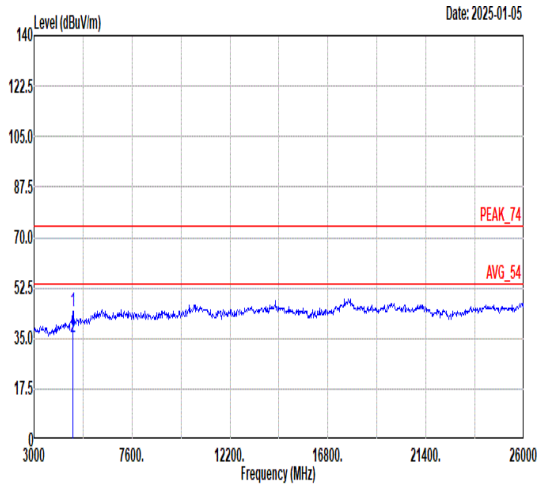 <br><br>Freq Level Limit Line Margin Read Level Ant Factor Cable Loss Preamp Factor APos TPos Remark<br>MHz dBuV/m dBuV/m dB dBuV dB/m dB dB cm deg<br>1 4824.00 44.20 74.00 -29.80 67.85 33.83 7.75 65.23 100 57 Peak<br>2 4824.00 35.31 54.00 -18.69 58.96 33.83 7.75 65.23 100 57 Average |

| Mode | 5 | |
|---|---|---|
| | Harmonic | |
| | 2400-2483.5_802.11g_CH06_2437MHz | |
| ANT | SISO | |
| Pol. | Horizontal | Vertical |
| Peak<br>Avg | 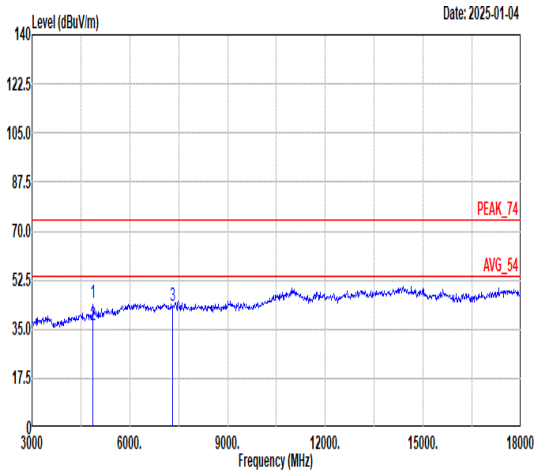 <br><br>Freq Level Limit Line Margin Read Level Ant Factor Cable Loss Preamp Factor APos TPos Remark<br>MHz dBuV/m dBuV/m dB dBuV dB/m dB dB cm deg<br>1 4874.00 44.25 74.00 -29.75 67.88 33.85 7.77 65.25 260 116 Peak<br>2 4874.00 36.47 54.00 -17.53 60.10 33.85 7.77 65.25 260 116 Average<br>3 7311.00 43.12 74.00 -30.88 62.54 36.30 8.93 64.65 -- -- Peak | 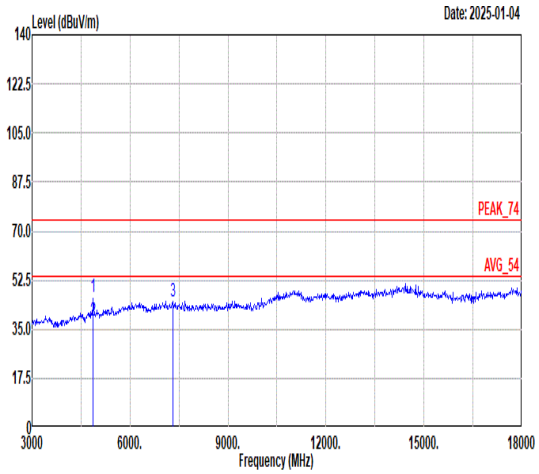 <br><br>Freq Level Limit Line Margin Read Level Ant Factor Cable Loss Preamp Factor APos TPos Remark<br>MHz dBuV/m dBuV/m dB dBuV dB/m dB dB cm deg<br>1 4874.00 46.25 74.00 -27.75 69.88 33.85 7.77 65.25 248 344 Peak<br>2 4874.00 38.06 54.00 -15.94 61.69 33.85 7.77 65.25 248 344 Average<br>3 7311.00 44.84 74.00 -29.16 64.26 36.30 8.93 64.65 -- -- Peak |

| Mode | 6 | |
|---|---|---|
| | Band Edge | |
| | 2400-2483.5_802.11g_CH11_2462MHz | |
| ANT | SISO | |
| Pol. | Horizontal | Fundamental |
| Peak | 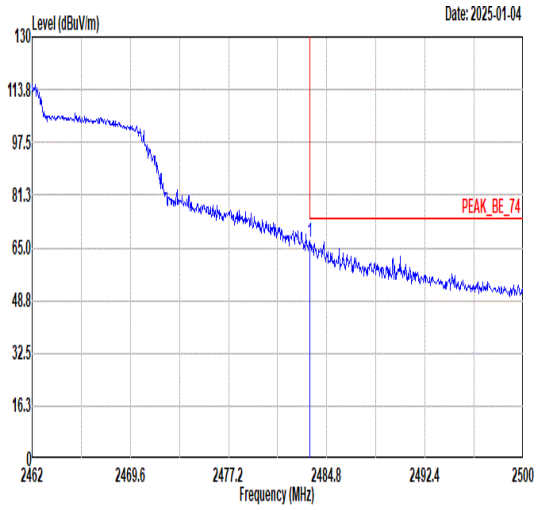 <br>Freq Level Limit Line Margin Read Level Ant Factor Cable Loss Preamp Factor APos TPos Remark<br>MHz dBuV/m dBuV/m dB dBuV dB/m dB dB cm deg<br>1 2483.51 66.94 74.00 -7.06 65.06 30.49 4.92 33.53 100 70 PEAK | 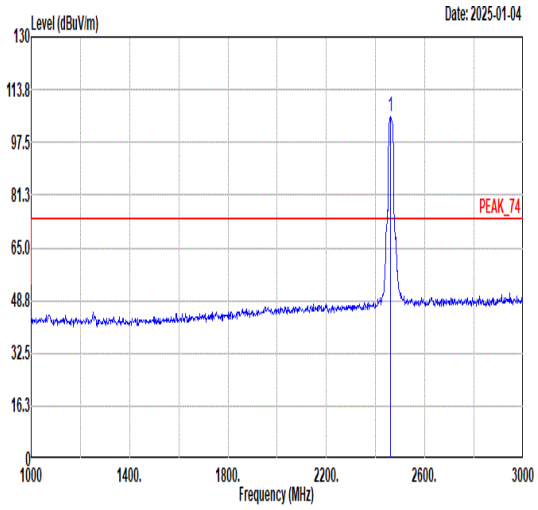 <br>Freq Level Limit Line Margin Read Level Ant Factor Cable Loss Preamp Factor APos TPos Remark<br>MHz dBuV/m dBuV/m dB dBuV dB/m dB dB cm deg<br>1 2462.00 105.55 ------ ------ 103.76 30.48 4.89 33.58 100 70 PEAK |
| Avg | 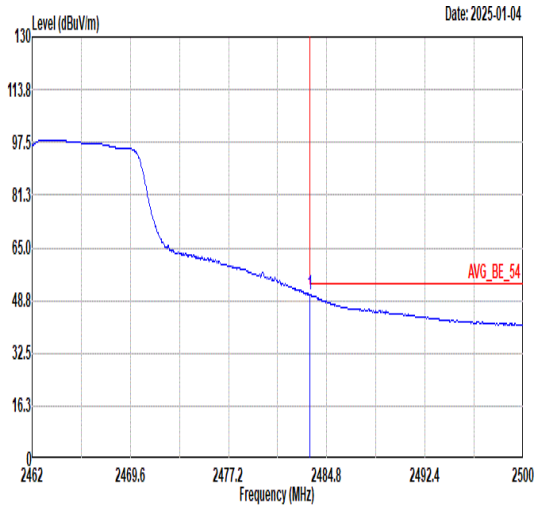 <br>Freq Level Limit Line Margin Read Level Ant Factor Cable Loss Preamp Factor APos TPos Remark<br>MHz dBuV/m dBuV/m dB dBuV dB/m dB dB cm deg<br>1 2483.51 50.42 54.00 -3.58 48.54 30.49 4.92 33.53 100 70 AVERAGE | 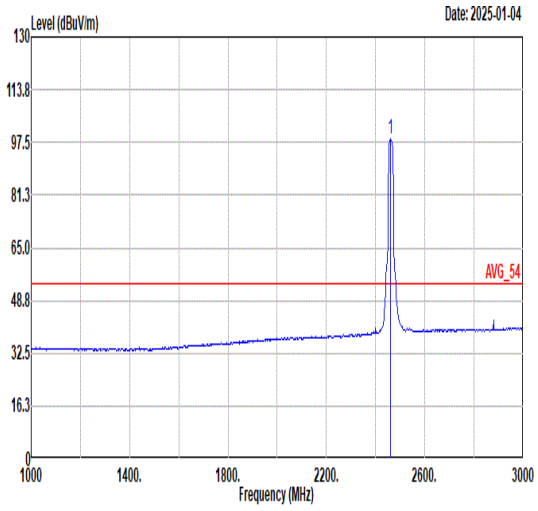 <br>Freq Level Limit Line Margin Read Level Ant Factor Cable Loss Preamp Factor APos TPos Remark<br>MHz dBuV/m dBuV/m dB dBuV dB/m dB dB cm deg<br>1 2462.00 98.38 ------ ------ 96.59 30.48 4.89 33.58 100 70 AVERAGE |

| Mode | 6 | |
|---|---|---|
| | Band Edge | |
| | 2400-2483.5_802.11g_CH11_2462MHz | |
| ANT | SISO | |
| Pol. | Vertical | Fundamental |
| Peak | 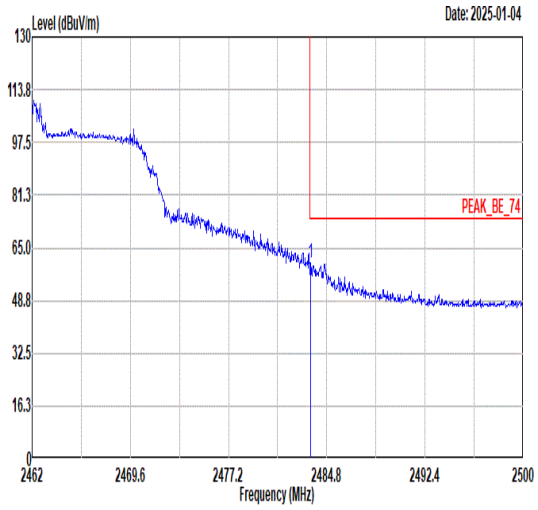 <br>Freq Level Limit Line Margin Read Level Ant Factor Cable Loss Preamp Factor APos TPos Remark<br>MHz dBuV/m dBuV/m dB dBuV dB/m dB dB cm deg<br>1 2483.55 60.41 74.00 -13.59 58.53 30.49 4.92 33.53 337 360 PEAK | 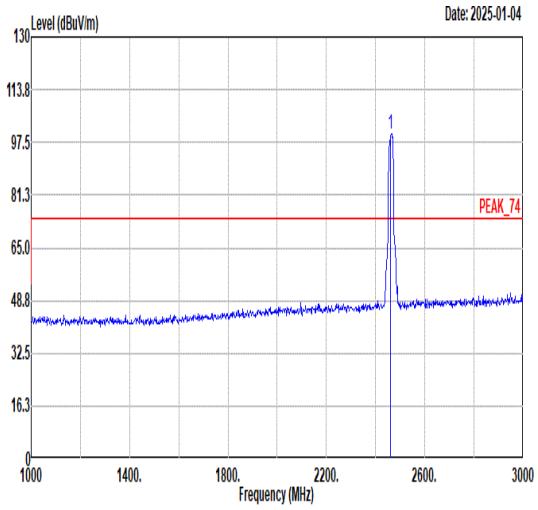 <br>Freq Level Limit Line Margin Read Level Ant Factor Cable Loss Preamp Factor APos TPos Remark<br>MHz dBuV/m dBuV/m dB dBuV dB/m dB dB cm deg<br>1 2462.00 100.01 ------ ------ 98.21 30.48 4.89 33.57 337 360 PEAK |
| Avg | 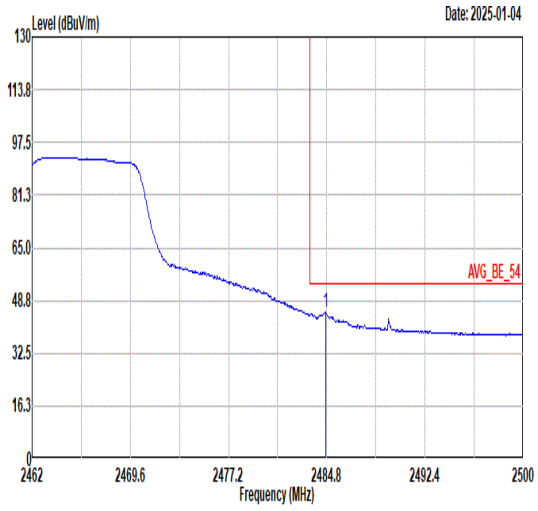 <br>Freq Level Limit Line Margin Read Level Ant Factor Cable Loss Preamp Factor APos TPos Remark<br>MHz dBuV/m dBuV/m dB dBuV dB/m dB dB cm deg<br>1 2484.69 44.92 54.00 -9.08 43.04 30.49 4.92 33.53 337 360 AVERAGE | 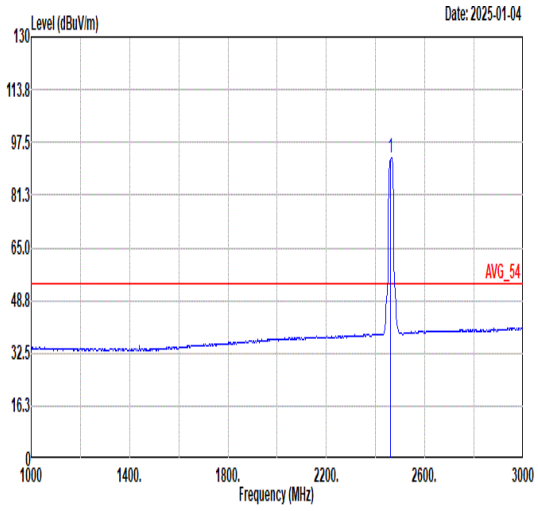 <br>Freq Level Limit Line Margin Read Level Ant Factor Cable Loss Preamp Factor APos TPos Remark<br>MHz dBuV/m dBuV/m dB dBuV dB/m dB dB cm deg<br>1 2462.00 92.74 ------ ------ 90.94 30.48 4.89 33.57 337 360 AVERAGE |

| Mode | 6 | |
|---|---|---|
| | Harmonic | |
| | 2400-2483.5_802.11g_CH11_2462MHz | |
| ANT | SISO | |
| Pol. | Horizontal | Vertical |
| Peak<br>Avg | 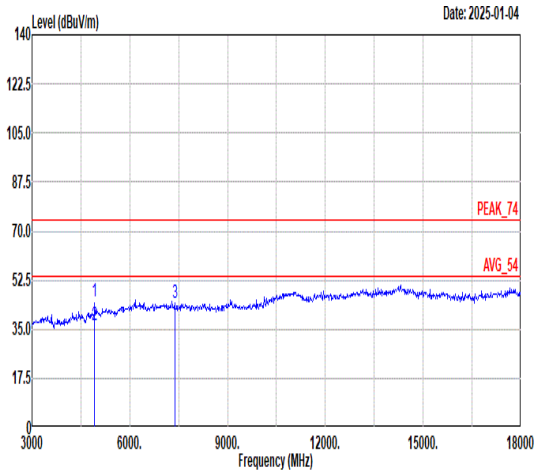 <br><br>Freq Level Limit Line Margin Read Level Ant Factor Cable Loss Preamp Factor APos TPos Remark<br>MHz dBuV/m dBuV/m dB dBuV dB/m dB dB cm deg<br>1 4924.00 45.03 74.00 -28.97 68.64 33.87 7.79 65.27 236 169 Peak<br>2 4924.00 36.40 54.00 -17.60 60.01 33.87 7.79 65.27 236 169 Average<br>3 7386.00 44.14 74.00 -29.86 63.26 36.30 9.17 64.59 -- -- Peak | 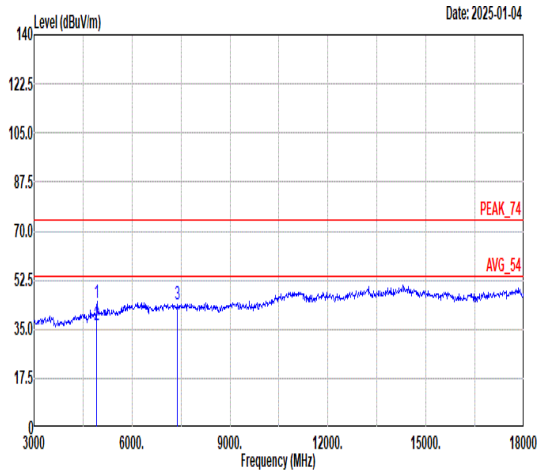 <br><br>Freq Level Limit Line Margin Read Level Ant Factor Cable Loss Preamp Factor APos TPos Remark<br>MHz dBuV/m dBuV/m dB dBuV dB/m dB dB cm deg<br>1 4924.00 44.63 74.00 -29.37 68.24 33.87 7.79 65.27 100 82 Peak<br>2 4924.00 36.40 54.00 -17.60 60.01 33.87 7.79 65.27 100 82 Average<br>3 7386.00 44.02 74.00 -29.98 63.14 36.30 9.17 64.59 -- -- Peak |

| Mode | 7 | |
|---|---|---|
| | Band Edge | |
| | 2400-2483.5_802.11n HT20_CH01_2412MHz | |
| ANT | SISO | |
| Pol. | Horizontal | Fundamental |
| Peak | 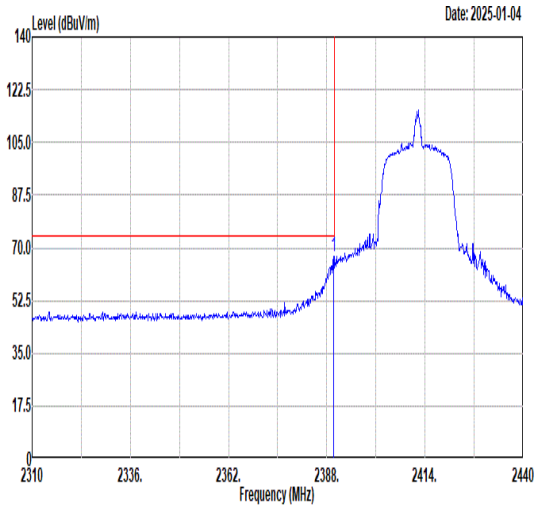 <br>Freq Level Limit Line Margin Read Level Ant Factor Cable Loss Preamp Factor APos TPos Remark<br>MHz dBuV/m dBuV/m dB dBuV dB/m dB dB cm deg<br>1 2389.82 67.01 74.00 -6.99 65.47 30.44 4.80 33.70 100 290 PEAK | 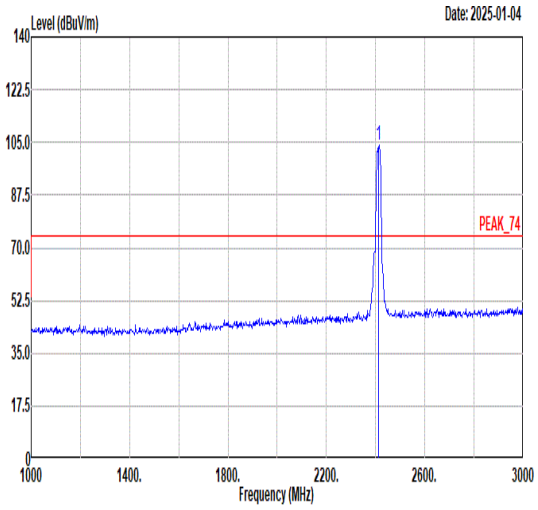 <br>Freq Level Limit Line Margin Read Level Ant Factor Cable Loss Preamp Factor APos TPos Remark<br>MHz dBuV/m dBuV/m dB dBuV dB/m dB dB cm deg<br>1 2412.00 104.05 ------ ------ 102.43 30.45 4.83 33.66 100 290 PEAK |
| Avg | 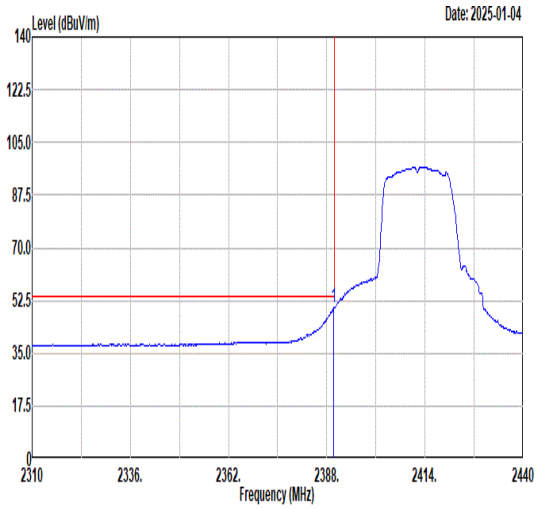 <br>Freq Level Limit Line Margin Read Level Ant Factor Cable Loss Preamp Factor APos TPos Remark<br>MHz dBuV/m dBuV/m dB dBuV dB/m dB dB cm deg<br>1 2389.82 50.28 54.00 -3.72 48.74 30.44 4.80 33.70 100 290 AVERAGE | 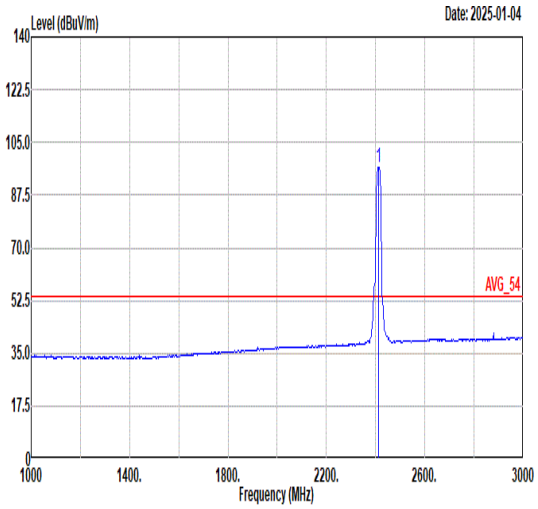 <br>Freq Level Limit Line Margin Read Level Ant Factor Cable Loss Preamp Factor APos TPos Remark<br>MHz dBuV/m dBuV/m dB dBuV dB/m dB dB cm deg<br>1 2412.00 96.66 ------ ------ 95.05 30.45 4.82 33.66 100 290 AVERAGE |

| Mode | 7 | |
|---|---|---|
| | Band Edge | |
| | 2400-2483.5_802.11n HT20_CH01_2412MHz | |
| ANT | SISO | |
| Pol. | Vertical | Fundamental |
| Peak | 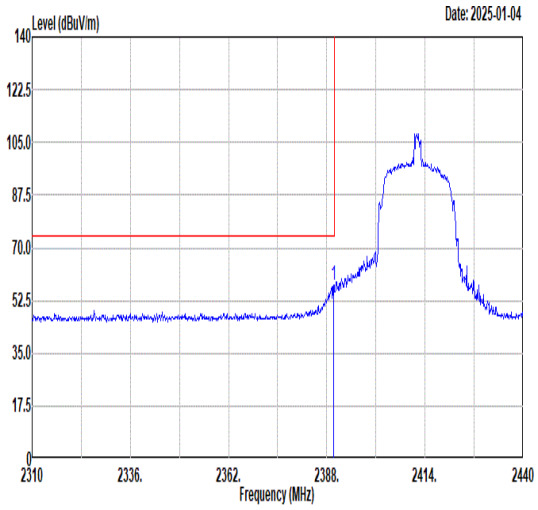 <br>Freq Level Limit Line Margin Read Level Ant Factor Cable Loss Preamp Factor APos TPos Remark<br>MHz dBuV/m dBuV/m dB dBuV dB/m dB dB cm deg<br>1 2389.82 57.59 74.00 -16.41 56.05 30.44 4.80 33.70 300 191 PEAK | 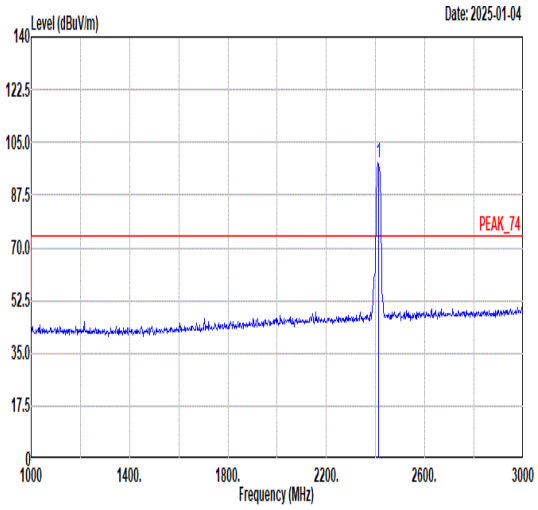 <br>Freq Level Limit Line Margin Read Level Ant Factor Cable Loss Preamp Factor APos TPos Remark<br>MHz dBuV/m dBuV/m dB dBuV dB/m dB dB cm deg<br>1 2412.00 98.10 ------ ------ 96.50 30.45 4.82 33.67 300 191 PEAK |
| Avg | 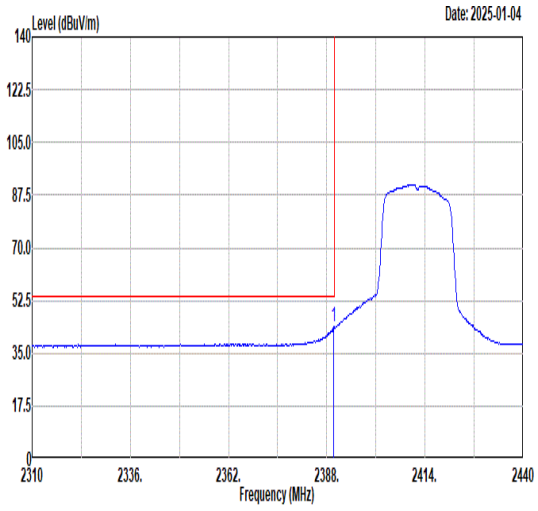 <br>Freq Level Limit Line Margin Read Level Ant Factor Cable Loss Preamp Factor APos TPos Remark<br>MHz dBuV/m dBuV/m dB dBuV dB/m dB dB cm deg<br>1 2389.82 43.86 54.00 -10.14 42.32 30.44 4.80 33.70 300 191 AVERAGE | 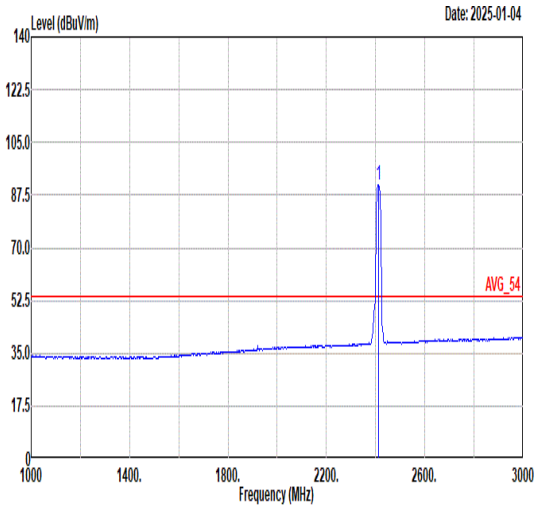 <br>Freq Level Limit Line Margin Read Level Ant Factor Cable Loss Preamp Factor APos TPos Remark<br>MHz dBuV/m dBuV/m dB dBuV dB/m dB dB cm deg<br>1 2412.00 90.70 ------ ------ 89.09 30.45 4.82 33.66 300 191 AVERAGE |

| Mode | 7 | |
|---|---|---|
| | Harmonic | |
| | 2400-2483.5_802.11n HT20_CH01_2412MHz | |
| ANT | SISO | |
| Pol. | Horizontal | Vertical |
| Peak<br>Avg | 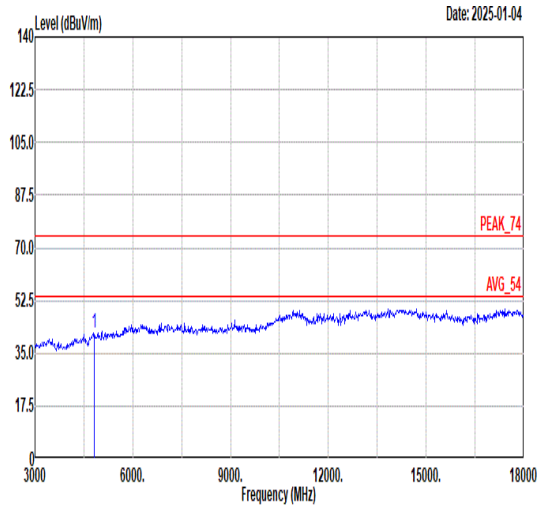 <br><br>Freq Level Limit Line Margin Read Level Ant Factor Cable Loss Preamp Factor APos TPos Remark<br>MHz dBuV/m dBuV/m dB dBuV dB/m dB dB cm deg<br>1 4824.00 42.00 74.00 -32.00 65.65 33.83 7.75 65.23 -- -- Peak | 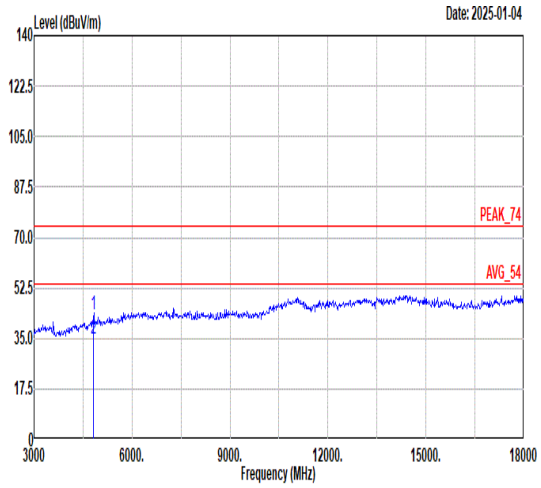 <br><br>Freq Level Limit Line Margin Read Level Ant Factor Cable Loss Preamp Factor APos TPos Remark<br>MHz dBuV/m dBuV/m dB dBuV dB/m dB dB cm deg<br>1 4824.00 43.20 74.00 -30.80 66.85 33.83 7.75 65.23 264 346 Peak<br>2 4824.00 35.05 54.00 -18.95 58.70 33.83 7.75 65.23 264 346 Average |

| Mode | 8 | |
|---|---|---|
| | Harmonic | |
| | 2400-2483.5_802.11n HT20_CH06_2437MHz | |
| ANT | SISO | |
| Pol. | Horizontal | Vertical |
| Peak<br>Avg | 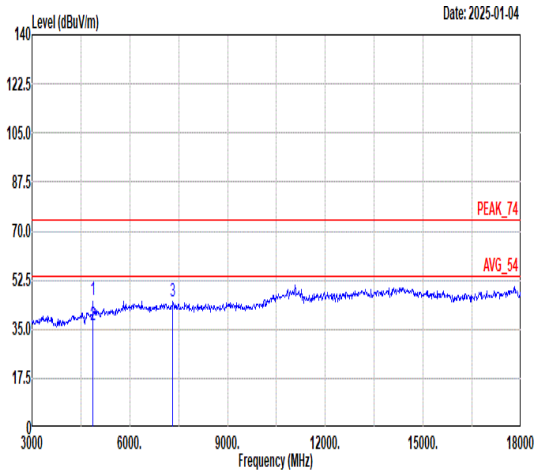 <br><br>Freq Level Limit Line Margin Read Level Ant Factor Cable Loss Preamp Factor APos TPos Remark<br>MHz dBuV/m dBuV/m dB dBuV dB/m dB dB cm deg<br>1 4874.00 45.25 74.00 -28.75 68.88 33.85 7.77 65.25 220 115 Peak<br>2 4874.00 36.44 54.00 -17.56 60.07 33.85 7.77 65.25 220 115 Average<br>3 7311.00 44.73 74.00 -29.27 64.15 36.30 8.93 64.65 -- -- Peak | 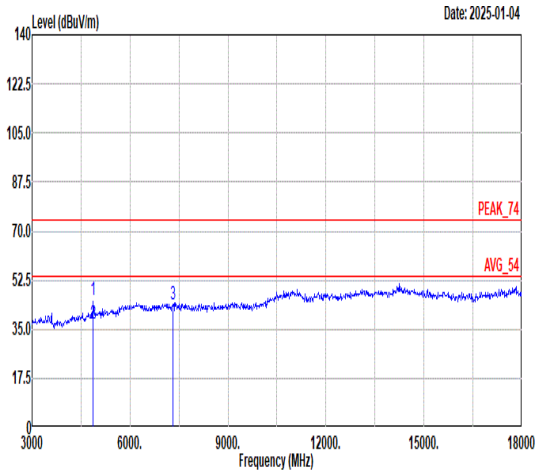 <br><br>Freq Level Limit Line Margin Read Level Ant Factor Cable Loss Preamp Factor APos TPos Remark<br>MHz dBuV/m dBuV/m dB dBuV dB/m dB dB cm deg<br>1 4874.00 45.25 74.00 -28.75 68.88 33.85 7.77 65.25 313 120 Peak<br>2 4874.00 36.77 54.00 -17.23 60.40 33.85 7.77 65.25 313 120 Average<br>3 7311.00 44.01 74.00 -29.99 63.43 36.30 8.93 64.65 -- -- Peak |

| Mode | 9 | |
|---|---|---|
| | Band Edge | |
| | 2400-2483.5_802.11n HT20_CH11_2462MHz | |
| ANT | SISO | |
| Pol. | Horizontal | Fundamental |
| Peak | 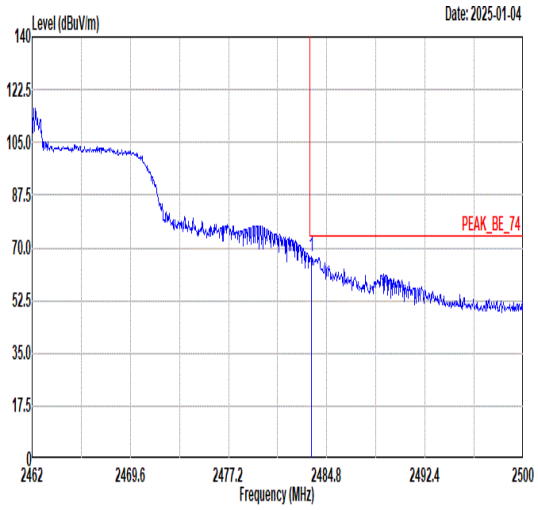 <br>Freq Level Limit Line Margin Read Level Ant Factor Cable Loss Preamp Factor APos TPos Remark<br>MHz dBuV/m dBuV/m dB dBuV dB/m dB dB cm deg<br>1 2483.62 66.86 74.00 -7.14 64.98 30.49 4.92 33.53 200 65 PEAK | 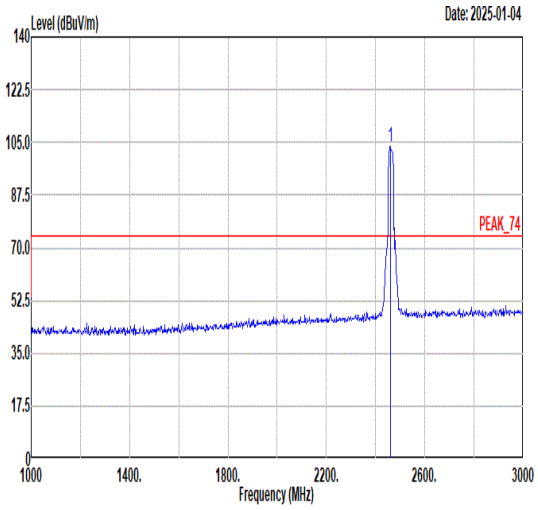 <br>Freq Level Limit Line Margin Read Level Ant Factor Cable Loss Preamp Factor APos TPos Remark<br>MHz dBuV/m dBuV/m dB dBuV dB/m dB dB cm deg<br>1 2462.00 103.46 ------ ------ 101.68 30.48 4.88 33.58 200 65 PEAK |
| Avg | 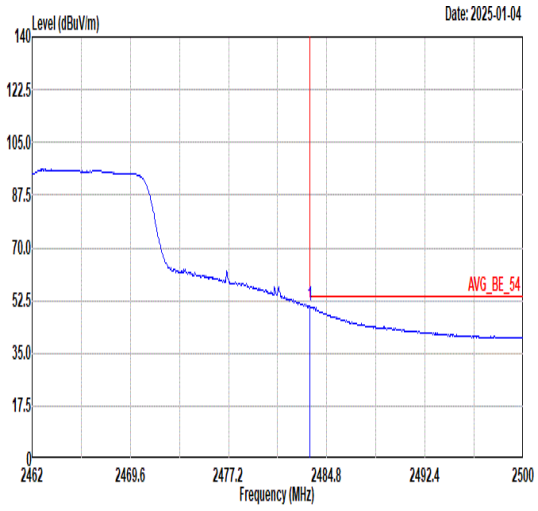 <br>Freq Level Limit Line Margin Read Level Ant Factor Cable Loss Preamp Factor APos TPos Remark<br>MHz dBuV/m dBuV/m dB dBuV dB/m dB dB cm deg<br>1 2483.51 50.64 54.00 -3.36 48.76 30.49 4.92 33.53 200 65 AVERAGE | 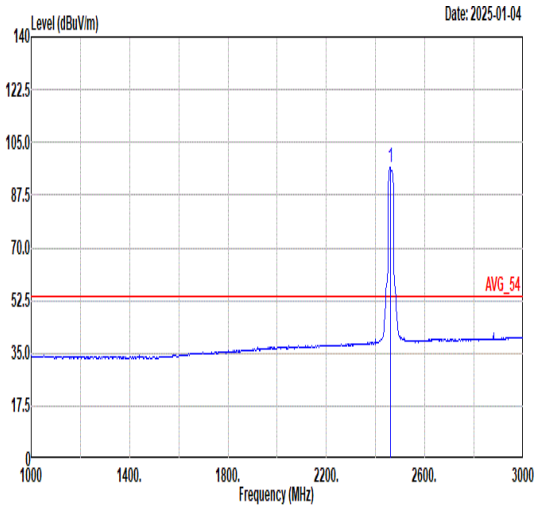 <br>Freq Level Limit Line Margin Read Level Ant Factor Cable Loss Preamp Factor APos TPos Remark<br>MHz dBuV/m dBuV/m dB dBuV dB/m dB dB cm deg<br>1 2462.00 96.60 ------ ------ 94.81 30.48 4.89 33.58 200 65 AVERAGE |

| Mode | 9 | |
|---|---|---|
| | Band Edge | |
| | 2400-2483.5_802.11n HT20_CH11_2462MHz | |
| ANT | SISO | |
| Pol. | Vertical | Fundamental |
| Peak | 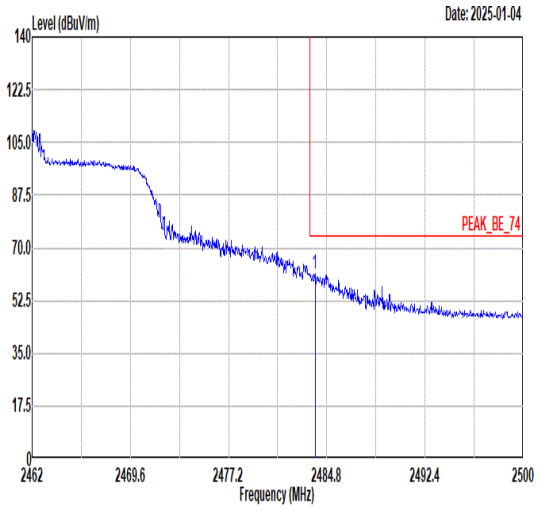 <br>Freq Level Limit Line Margin Read Level Ant Factor Cable Loss Preamp Factor APos TPos Remark<br>MHz dBuV/m dBuV/m dB dBuV dB/m dB dB cm deg<br>1 2483.89 61.47 74.00 -12.53 59.59 30.49 4.92 33.53 326 360 PEAK | 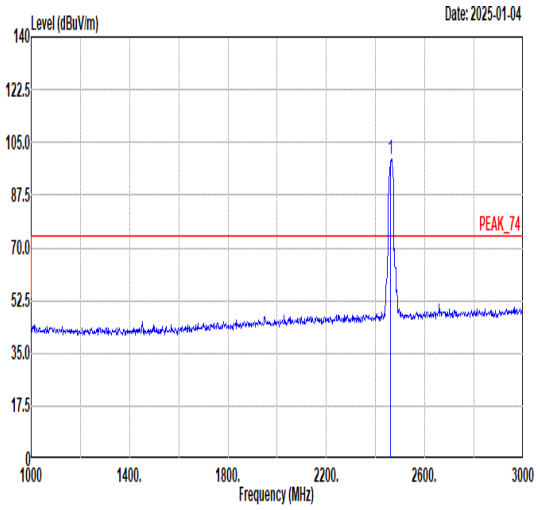 <br>Freq Level Limit Line Margin Read Level Ant Factor Cable Loss Preamp Factor APos TPos Remark<br>MHz dBuV/m dBuV/m dB dBuV dB/m dB dB cm deg<br>1 2462.00 99.42 ------ ------ 97.62 30.48 4.89 33.57 326 360 PEAK |
| Avg | 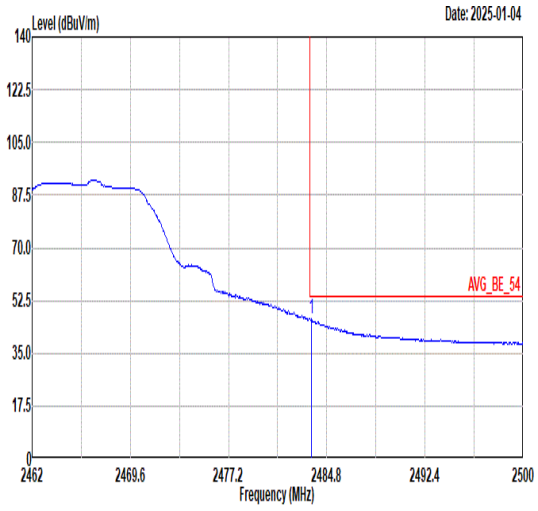 <br>Freq Level Limit Line Margin Read Level Ant Factor Cable Loss Preamp Factor APos TPos Remark<br>MHz dBuV/m dBuV/m dB dBuV dB/m dB dB cm deg<br>1 2483.58 46.42 54.00 -7.58 44.54 30.49 4.92 33.53 326 360 AVERAGE | 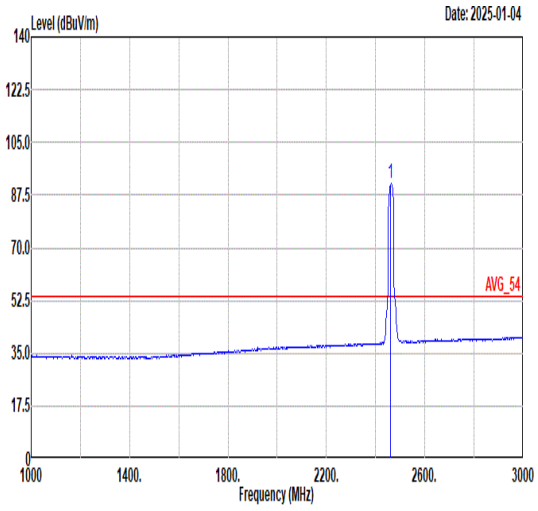 <br>Freq Level Limit Line Margin Read Level Ant Factor Cable Loss Preamp Factor APos TPos Remark<br>MHz dBuV/m dBuV/m dB dBuV dB/m dB dB cm deg<br>1 2462.00 91.18 ------ ------ 89.38 30.48 4.89 33.57 326 360 AVERAGE |

| Mode | 9 | |
|---|---|---|
| | Harmonic | |
| | 2400-2483.5_802.11n HT20_CH11_2462MHz | |
| ANT | SISO | |
| Pol. | Horizontal | Vertical |
| Peak<br>Avg | 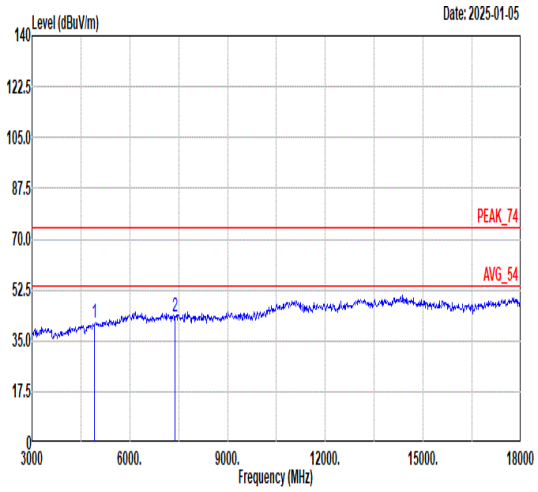 <br><br>Freq Level Limit Line Margin Read Level Ant Factor Cable Loss Preamp Factor APos TPos Remark<br>MHz dBuV/m dBuV/m dB dBuV dB/m dB dB cm deg<br>1 4924.00 41.15 74.00 -32.85 64.76 33.87 7.79 65.27 -- -- Peak<br>2 7386.00 43.50 74.00 -30.50 62.62 36.30 9.17 64.59 -- -- Peak | 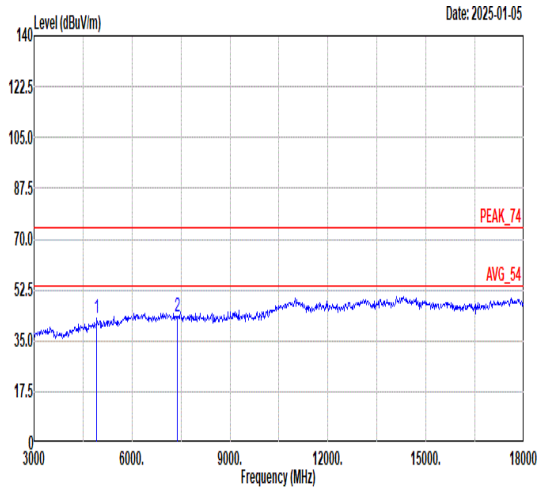 <br><br>Freq Level Limit Line Margin Read Level Ant Factor Cable Loss Preamp Factor APos TPos Remark<br>MHz dBuV/m dBuV/m dB dBuV dB/m dB dB cm deg<br>1 4924.00 43.00 74.00 -31.00 66.61 33.87 7.79 65.27 -- -- Peak<br>2 7386.00 43.51 74.00 -30.49 62.63 36.30 9.17 64.59 -- -- Peak |

| Mode | 10 | |
|---|---|---|
| | Band Edge - L | |
| | 2400-2483.5_802.11n HT40_CH03_2422MHz | |
| ANT | SISO | |
| Pol. | Horizontal | Fundamental |
| Peak | 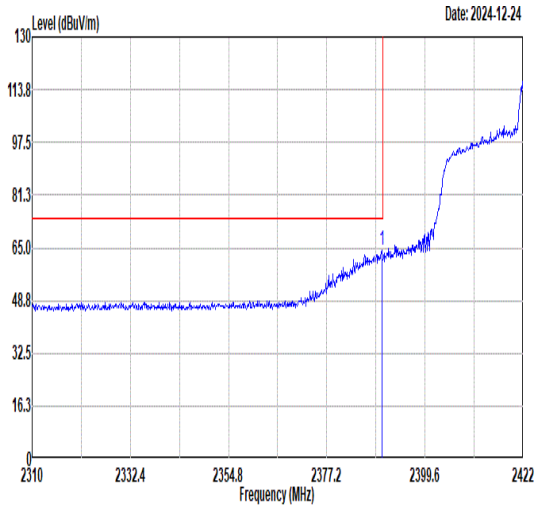 <br>Freq Level Limit Line Margin Read Level Ant Factor Cable Loss Preamp Factor APos TPos Remark<br>MHz dBuV/m dBuV/m dB dBuV dB/m dB dB cm deg<br>1 2389.74 64.05 74.00 -9.95 62.51 30.44 4.80 33.70 100 75 PEAK | 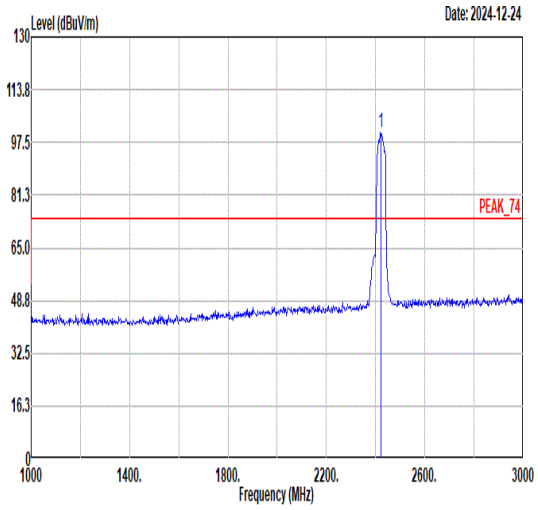 <br>Freq Level Limit Line Margin Read Level Ant Factor Cable Loss Preamp Factor APos TPos Remark<br>MHz dBuV/m dBuV/m dB dBuV dB/m dB dB cm deg<br>1 2422.00 100.67 ------ ------ 99.04 30.45 4.83 33.65 100 75 PEAK |
| Avg | 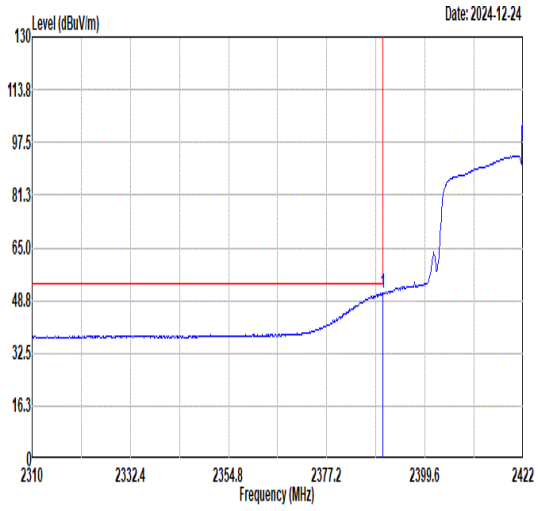 <br>Freq Level Limit Line Margin Read Level Ant Factor Cable Loss Preamp Factor APos TPos Remark<br>MHz dBuV/m dBuV/m dB dBuV dB/m dB dB cm deg<br>1 2389.97 50.83 54.00 -3.17 49.29 30.44 4.80 33.70 100 75 AVERAGE | 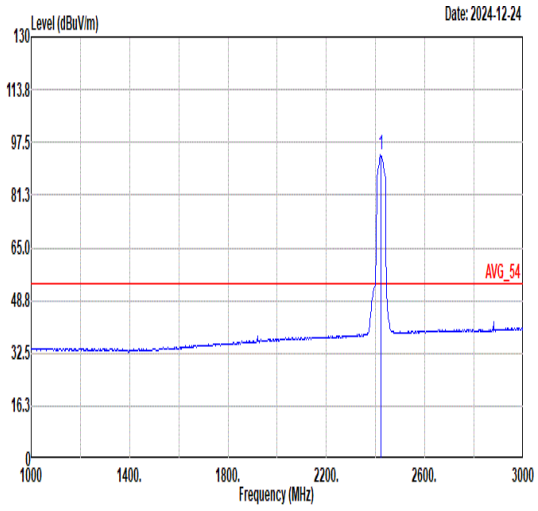 <br>Freq Level Limit Line Margin Read Level Ant Factor Cable Loss Preamp Factor APos TPos Remark<br>MHz dBuV/m dBuV/m dB dBuV dB/m dB dB cm deg<br>1 2422.00 93.72 ------ ------ 92.09 30.45 4.83 33.65 100 75 AVERAGE |

| Mode | 10 | |
|---|---|---|
| | Band Edge - R | |
| | 2400-2483.5_802.11n HT40_CH03_2422MHz | |
| ANT | SISO | |
| Pol. | Horizontal | Fundamental |
| Peak | 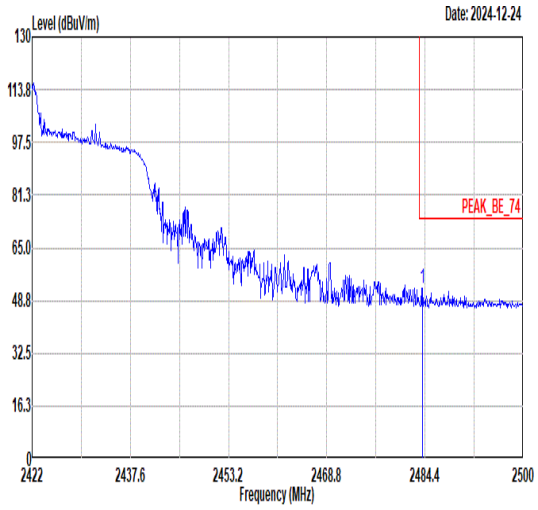 <br>Freq Level Limit Line Margin Read Level Ant Factor Cable Loss Preamp Factor APos TPos Remark<br>MHz dBuV/m dBuV/m dB dBuV dB/m dB dB cm deg<br>1 2484.01 52.54 74.00 -21.46 50.66 30.49 4.92 33.53 100 75 PEAK | Blank |
| Avg | 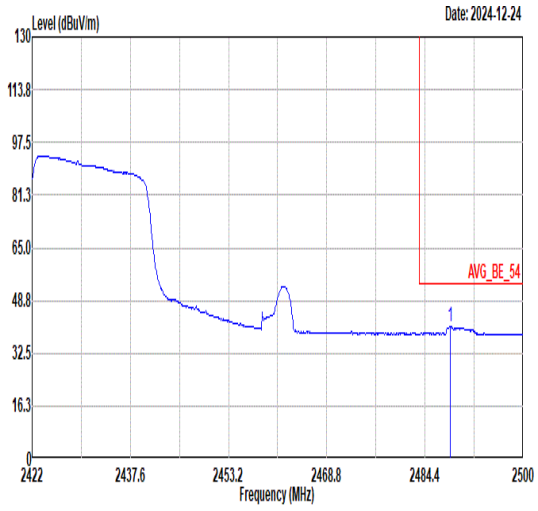 <br>Freq Level Limit Line Margin Read Level Ant Factor Cable Loss Preamp Factor APos TPos Remark<br>MHz dBuV/m dBuV/m dB dBuV dB/m dB dB cm deg<br>1 2488.46 40.86 54.00 -13.14 38.95 30.50 4.93 33.52 100 75 AVERAGE | Blank |

| Mode | 10 | |
|---|---|---|
| | Band Edge - L | |
| | 2400-2483.5_802.11n HT40_CH03_2422MHz | |
| ANT | SISO | |
| Pol. | Vertical | Fundamental |
| Peak | 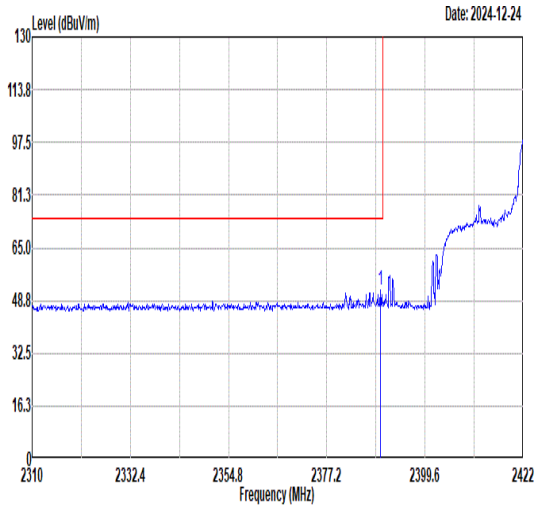 <br>Freq Level Limit Line Margin Read Level Ant Factor Cable Loss Preamp Factor APos TPos Remark<br>MHz dBuV/m dBuV/m dB dBuV dB/m dB dB cm deg<br>1 2389.52 52.22 74.00 -21.78 50.68 30.44 4.80 33.70 100 33 PEAK | 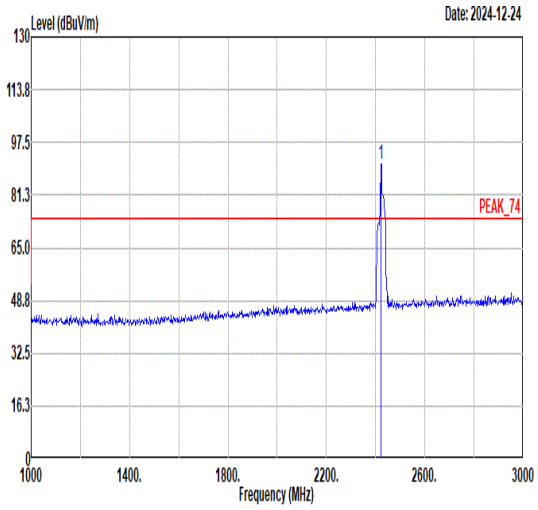 <br>Freq Level Limit Line Margin Read Level Ant Factor Cable Loss Preamp Factor APos TPos Remark<br>MHz dBuV/m dBuV/m dB dBuV dB/m dB dB cm deg<br>1 2422.00 90.75 ------ ------ 89.12 30.45 4.83 33.65 100 33 PEAK |
| Avg | 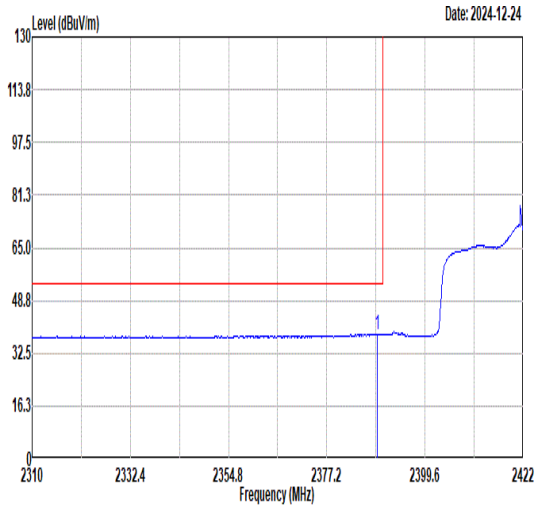 <br>Freq Level Limit Line Margin Read Level Ant Factor Cable Loss Preamp Factor APos TPos Remark<br>MHz dBuV/m dBuV/m dB dBuV dB/m dB dB cm deg<br>1 2388.74 38.41 54.00 -15.59 36.90 30.43 4.79 33.71 100 33 AVERAGE | 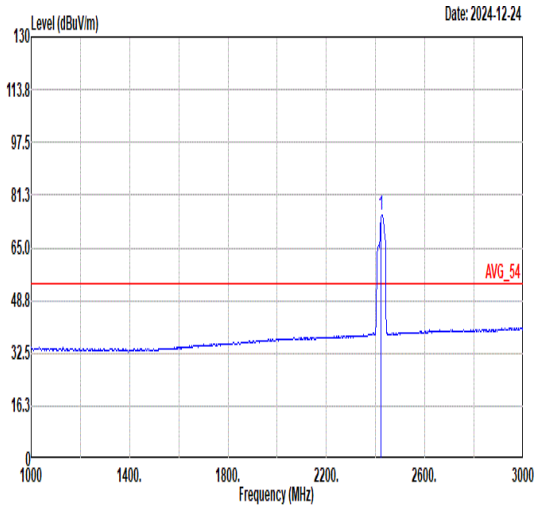 <br>Freq Level Limit Line Margin Read Level Ant Factor Cable Loss Preamp Factor APos TPos Remark<br>MHz dBuV/m dBuV/m dB dBuV dB/m dB dB cm deg<br>1 2422.00 75.19 ------ ------ 73.53 30.46 4.84 33.64 100 33 AVERAGE |

| Mode | 10 | |
|---|---|---|
| | Band Edge - R | |
| | 2400-2483.5_802.11n HT40_CH03_2422MHz | |
| ANT | SISO | |
| Pol. | Vertical | Fundamental |
| Peak | 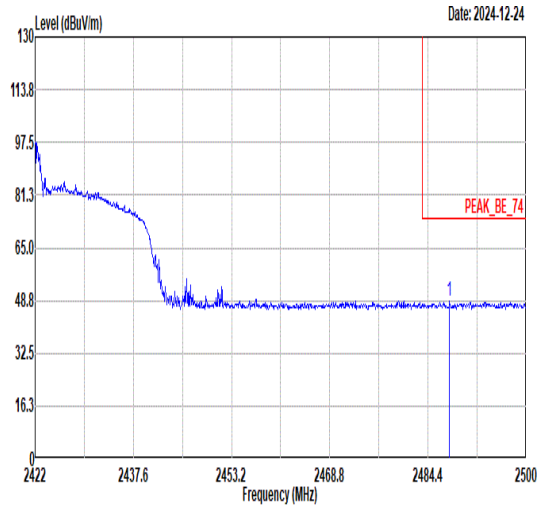 <br>Limit Read Ant Cable Preamp APos TPos<br>Freq Level Line Margin Level Factor Loss Factor Remark<br>MHz dBuV/m dBuV/m dB dBuV dB/m dB dB cm deg<br>1 2487.83 48.40 74.00 -25.60 46.50 30.50 4.93 33.53 100 33 PEAK | Blank |
| Avg | 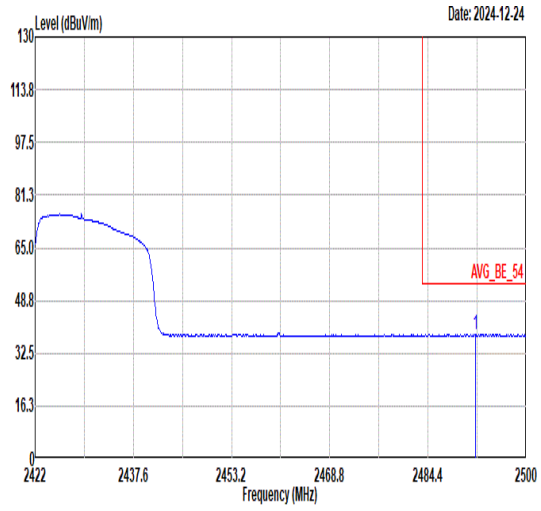 <br>Limit Read Ant Cable Preamp APos TPos<br>Freq Level Line Margin Level Factor Loss Factor Remark<br>MHz dBuV/m dBuV/m dB dBuV dB/m dB dB cm deg<br>1 2491.89 38.33 54.00 -15.67 36.42 30.50 4.93 33.52 100 33 AVERAGE | Blank |

| Mode | 11 | |
|---|---|---|
| | Band Edge - L | |
| | 2400-2483.5_802.11n HT40_CH09_2452MHz | |
| ANT | SISO | |
| Pol. | Horizontal | Fundamental |
| Peak | 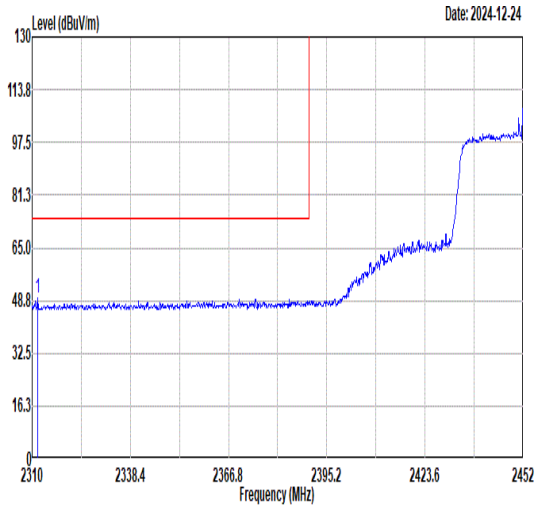 <br>Freq Level Limit Line Margin Read Level Ant Factor Cable Loss Preamp Factor APos TPos Remark<br>MHz dBuV/m dBuV/m dB dBuV dB/m dB dB cm deg<br>1 2311.70 49.41 74.00 -24.59 48.15 30.39 4.72 33.85 300 290 PEAK | 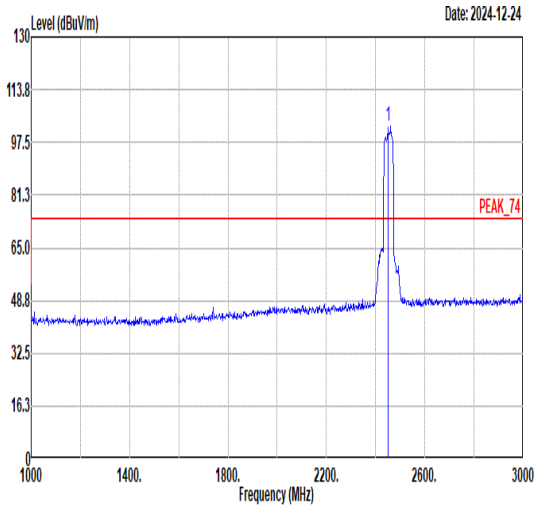 <br>Freq Level Limit Line Margin Read Level Ant Factor Cable Loss Preamp Factor APos TPos Remark<br>MHz dBuV/m dBuV/m dB dBuV dB/m dB dB cm deg<br>1 2452.00 102.70 ------ ------ 100.90 30.48 4.89 33.57 300 290 PEAK |
| Avg | 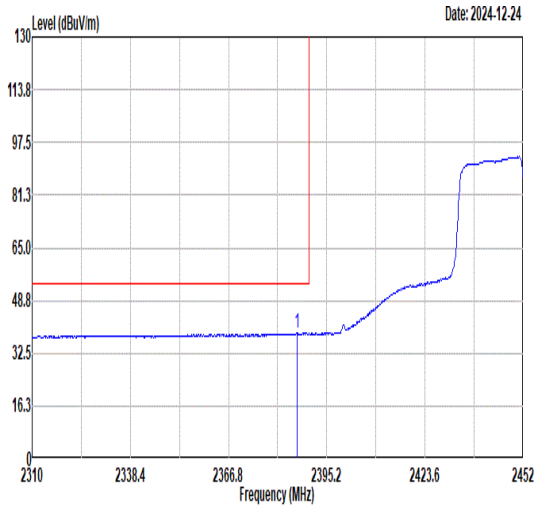 <br>Freq Level Limit Line Margin Read Level Ant Factor Cable Loss Preamp Factor APos TPos Remark<br>MHz dBuV/m dBuV/m dB dBuV dB/m dB dB cm deg<br>1 2386.68 38.76 54.00 -15.24 37.25 30.43 4.79 33.71 300 290 AVERAGE | 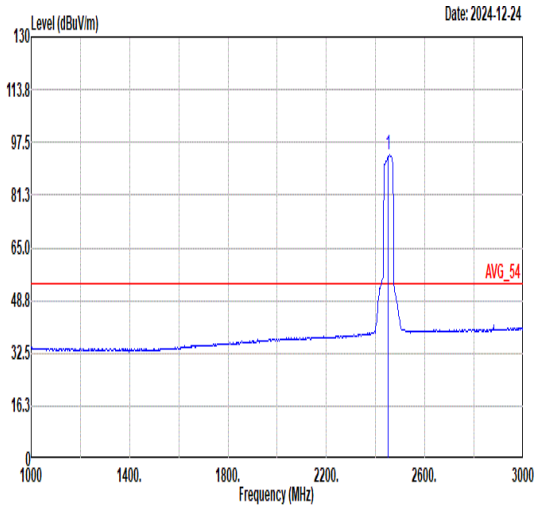 <br>Freq Level Limit Line Margin Read Level Ant Factor Cable Loss Preamp Factor APos TPos Remark<br>MHz dBuV/m dBuV/m dB dBuV dB/m dB dB cm deg<br>1 2452.00 93.65 ------ ------ 91.87 30.48 4.88 33.58 300 290 AVERAGE |

| Mode | 11 | |
|---|---|---|
| | Band Edge - R | |
| | 2400-2483.5_802.11n HT40_CH09_2452MHz | |
| ANT | SISO | |
| Pol. | Horizontal | Fundamental |
| Peak | 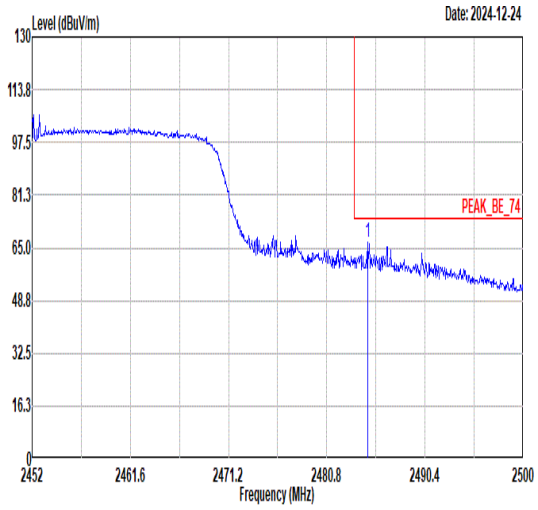 <br>Freq Level Limit Line Margin Read Level Ant Factor Cable Loss Preamp Factor APos TPos Remark<br>MHz dBuV/m dBuV/m dB dBuV dB/m dB dB cm deg<br>1 2484.78 66.83 74.00 -7.17 64.95 30.49 4.92 33.53 300 290 PEAK | Blank |
| Avg | 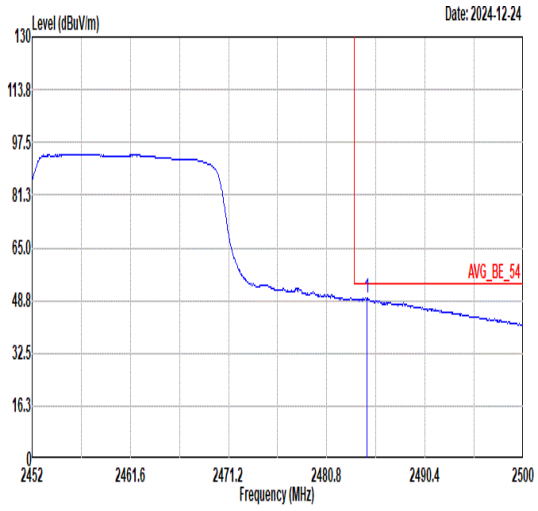 <br>Freq Level Limit Line Margin Read Level Ant Factor Cable Loss Preamp Factor APos TPos Remark<br>MHz dBuV/m dBuV/m dB dBuV dB/m dB dB cm deg<br>1 2484.74 49.55 54.00 -4.45 47.67 30.49 4.92 33.53 300 290 AVERAGE | Blank |

| Mode | 11 | |
|---|---|---|
| | Band Edge - L | |
| | 2400-2483.5_802.11n HT40_CH09_2452MHz | |
| ANT | SISO | |
| Pol. | Vertical | Fundamental |
| Peak | 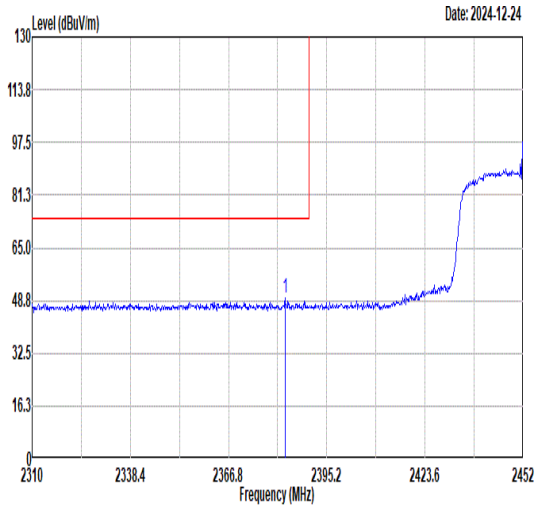 <br>Freq Level Limit Line Margin Read Level Ant Factor Cable Loss Preamp Factor APos TPos Remark<br>MHz dBuV/m dBuV/m dB dBuV dB/m dB dB cm deg<br>1 2383.13 49.31 74.00 -24.69 47.81 30.43 4.79 33.72 282 360 PEAK | 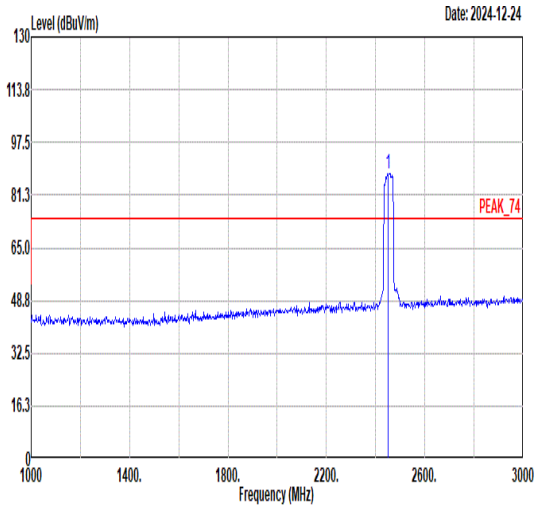 <br>Freq Level Limit Line Margin Read Level Ant Factor Cable Loss Preamp Factor APos TPos Remark<br>MHz dBuV/m dBuV/m dB dBuV dB/m dB dB cm deg<br>1 2452.00 87.88 ------ ------ 86.10 30.48 4.88 33.58 282 360 PEAK |
| Avg | 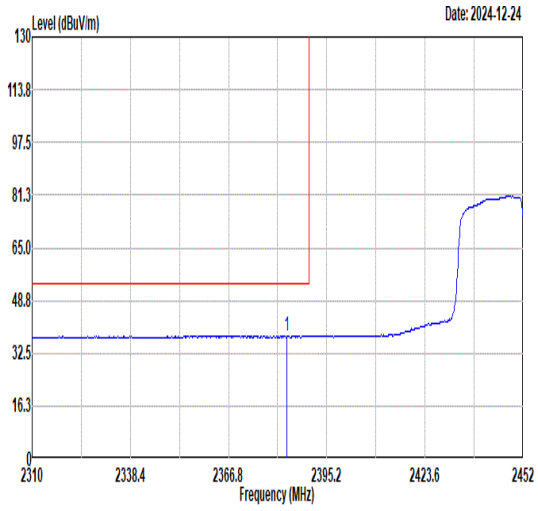 <br>Freq Level Limit Line Margin Read Level Ant Factor Cable Loss Preamp Factor APos TPos Remark<br>MHz dBuV/m dBuV/m dB dBuV dB/m dB dB cm deg<br>1 2383.56 37.89 54.00 -16.11 36.39 30.43 4.79 33.72 282 360 AVERAGE | 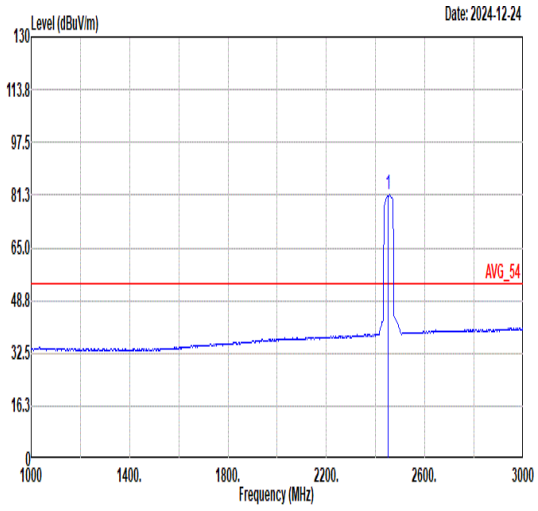 <br>Freq Level Limit Line Margin Read Level Ant Factor Cable Loss Preamp Factor APos TPos Remark<br>MHz dBuV/m dBuV/m dB dBuV dB/m dB dB cm deg<br>1 2452.00 81.37 ------ ------ 79.59 30.48 4.88 33.58 282 360 AVERAGE |

| Mode | 11 | |
|---|---|---|
| | Band Edge - R | |
| | 2400-2483.5_802.11n HT40_CH09_2452MHz | |
| ANT | SISO | |
| Pol. | Vertical | Fundamental |
| Peak | 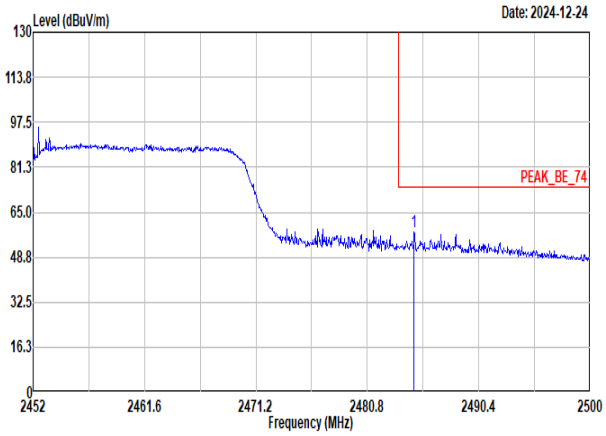 <br>Limit Read Ant Cable Preamp APos TPos<br>Freq Level Line Margin Level Factor Loss Factor Remark<br>MHz dBuV/m dBuV/m dB dBuV dB/m dB dB cm deg<br>1 2484.83 58.13 74.00 -15.87 56.25 30.49 4.92 33.53 282 360 PEAK | Blank |
| Avg | 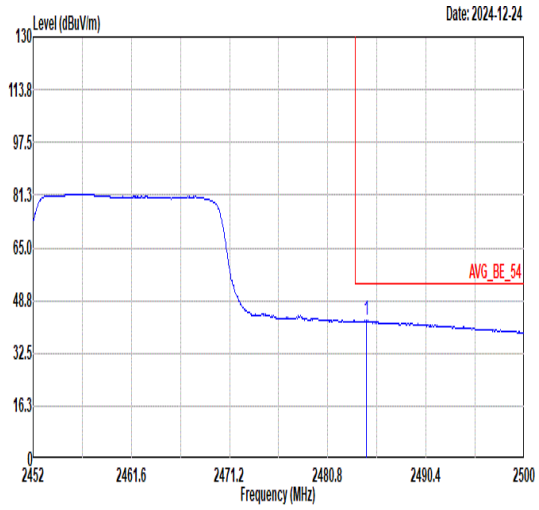 <br>Limit Read Ant Cable Preamp APos TPos<br>Freq Level Line Margin Level Factor Loss Factor Remark<br>MHz dBuV/m dBuV/m dB dBuV dB/m dB dB cm deg<br>1 2484.59 42.56 54.00 -11.44 40.68 30.49 4.92 33.53 282 360 AVERAGE | Blank |

| Mode | 12 | |
|---|---|---|
| | LF | |
| | 2400-2483.5_802.11n HT40_CH03_LF_2422MHz | |
| ANT | SISO | |
| Pol. | Horizontal | Vertical |
| QP/ Peak | 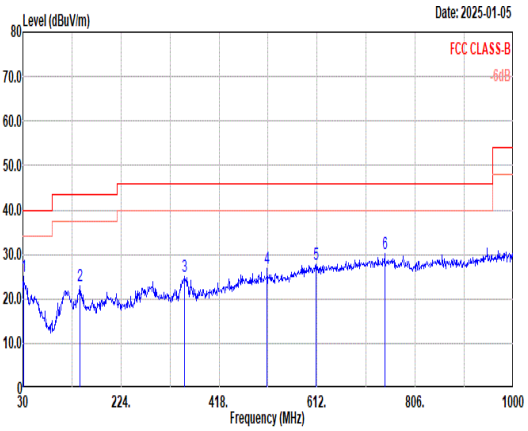 | 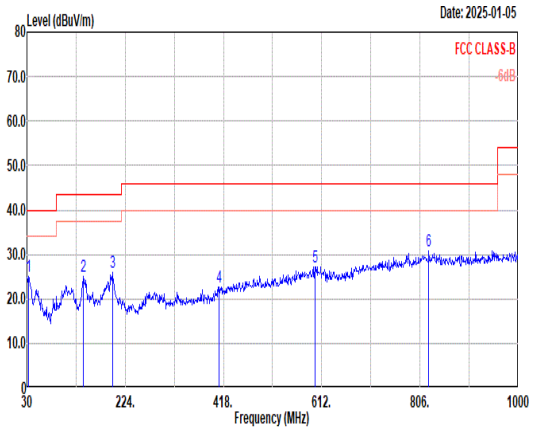 |



| | Freq MHz | Level dBuV/m | Limit Line dBuV/m | Margin dB | Read Level dBuV | Ant Factor dB/m | Cable Loss dB | Preamp Factor dB | APos cm | TPos deg | Remark |
|---|---|---|---|---|---|---|---|---|---|---|---|
| 1 | 30.97 | 24.92 | 40.00 | -15.08 | 41.36 | 17.78 | 0.55 | 34.77 | -- | -- | Peak |
| 2 | 142.52 | 22.81 | 43.50 | -20.69 | 37.93 | 18.35 | 1.25 | 34.72 | -- | -- | Peak |
| 3 | 349.13 | 24.91 | 46.00 | -21.09 | 37.37 | 20.20 | 1.94 | 34.60 | -- | -- | Peak |
| 4 | 513.06 | 26.81 | 46.00 | -19.19 | 35.35 | 23.57 | 2.39 | 34.50 | -- | -- | Peak |
| 5 | 610.06 | 27.79 | 46.00 | -18.21 | 33.62 | 26.12 | 2.63 | 34.58 | -- | -- | Peak |
| 6 | 745.86 | 30.13 | 46.00 | -15.87 | 34.04 | 27.55 | 2.94 | 34.40 | -- | -- | Peak |



| | Freq MHz | Level dBuV/m | Limit Line dBuV/m | Margin dB | Read Level dBuV | Ant Factor dB/m | Cable Loss dB | Preamp Factor dB | APos cm | TPos deg | Remark |
|---|---|---|---|---|---|---|---|---|---|---|---|
| 1 | 33.88 | 24.98 | 40.00 | -15.02 | 40.82 | 18.46 | 0.57 | 34.87 | -- | -- | Peak |
| 2 | 141.55 | 25.03 | 43.50 | -18.47 | 40.23 | 18.27 | 1.25 | 34.72 | -- | -- | Peak |
| 3 | 198.78 | 25.84 | 43.50 | -17.66 | 43.01 | 16.05 | 1.48 | 34.70 | -- | -- | Peak |
| 4 | 409.27 | 22.75 | 46.00 | -23.25 | 33.45 | 21.67 | 2.13 | 34.50 | -- | -- | Peak |
| 5 | 598.42 | 27.24 | 46.00 | -18.76 | 33.20 | 26.02 | 2.61 | 34.59 | -- | -- | Peak |
| 6 | 823.46 | 30.78 | 46.00 | -15.22 | 33.73 | 28.29 | 3.06 | 34.30 | -- | -- | Peak |

| Mode | 13 | |
|---|---|---|
| | Band Edge | |
| | 2400-2483.5_802.11g_CH02_2417MHz | |
| ANT | SISO | |
| Pol. | Horizontal | Fundamental |
| Peak | 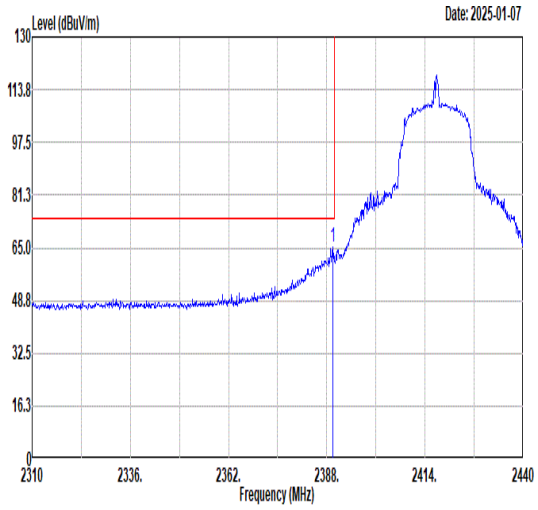 <br>Freq Level Limit Line Margin Read Level Ant Factor Cable Loss Preamp Factor APos TPos Remark<br>MHz dBuV/m dBuV/m dB dBuV dB/m dB dB cm deg<br>1 2389.69 65.33 74.00 -8.67 63.79 30.44 4.80 33.70 100 76 PEAK | 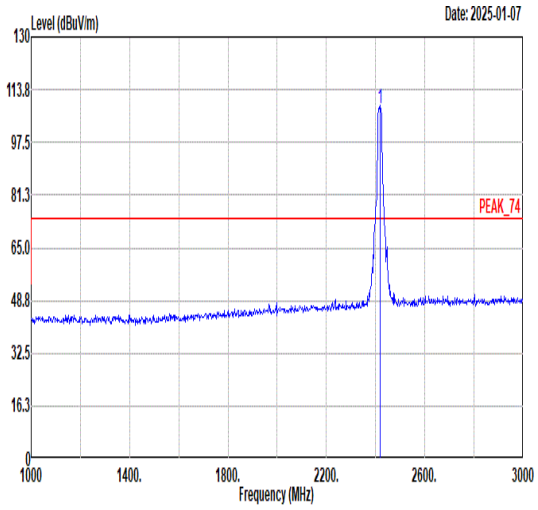 <br>Freq Level Limit Line Margin Read Level Ant Factor Cable Loss Preamp Factor APos TPos Remark<br>MHz dBuV/m dBuV/m dB dBuV dB/m dB dB cm deg<br>1 2417.00 108.16 ------ ------ 106.53 30.45 4.83 33.65 100 76 PEAK |
| Avg | 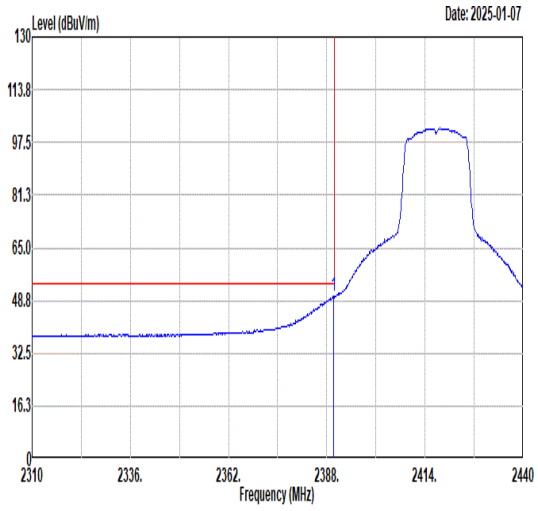 <br>Freq Level Limit Line Margin Read Level Ant Factor Cable Loss Preamp Factor APos TPos Remark<br>MHz dBuV/m dBuV/m dB dBuV dB/m dB dB cm deg<br>1 2389.82 49.97 54.00 -4.03 48.43 30.44 4.80 33.70 100 76 AVERAGE | 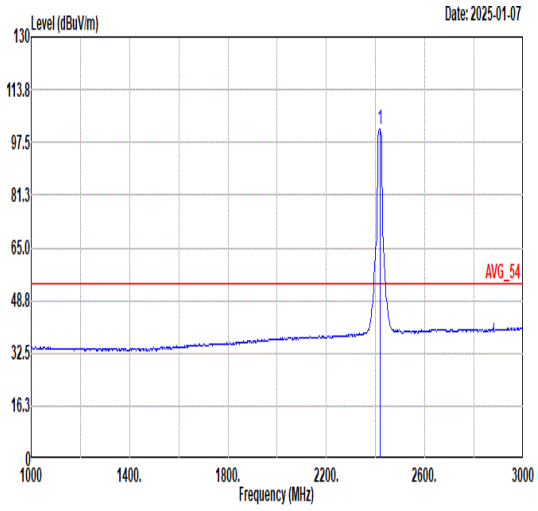 <br>Freq Level Limit Line Margin Read Level Ant Factor Cable Loss Preamp Factor APos TPos Remark<br>MHz dBuV/m dBuV/m dB dBuV dB/m dB dB cm deg<br>1 2417.00 101.60 ------ ------ 99.97 30.45 4.83 33.65 100 76 AVERAGE |

| Mode | 13 | |
|---|---|---|
| | Band Edge | |
| | 2400-2483.5_802.11g_CH02_2417MHz | |
| ANT | SISO | |
| Pol. | Vertical | Fundamental |
| Peak | 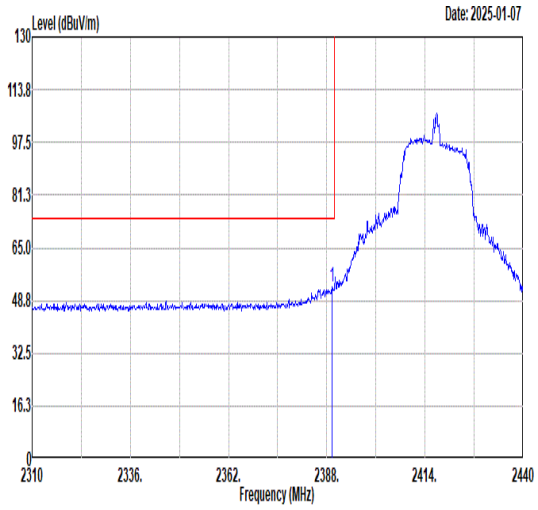 <br>Freq Level Limit Line Margin Read Level Ant Factor Cable Loss Preamp Factor APos TPos Remark<br>MHz dBuV/m dBuV/m dB dBuV dB/m dB dB cm deg<br>1 2389.30 53.06 74.00 -20.94 51.54 30.44 4.79 33.71 347 360 PEAK | 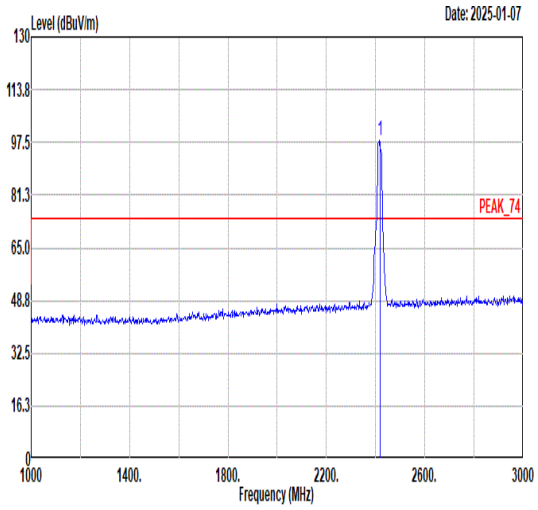 <br>Freq Level Limit Line Margin Read Level Ant Factor Cable Loss Preamp Factor APos TPos Remark<br>MHz dBuV/m dBuV/m dB dBuV dB/m dB dB cm deg<br>1 2417.00 97.97 ------ ------ 96.36 30.45 4.82 33.66 347 360 PEAK |
| Avg | 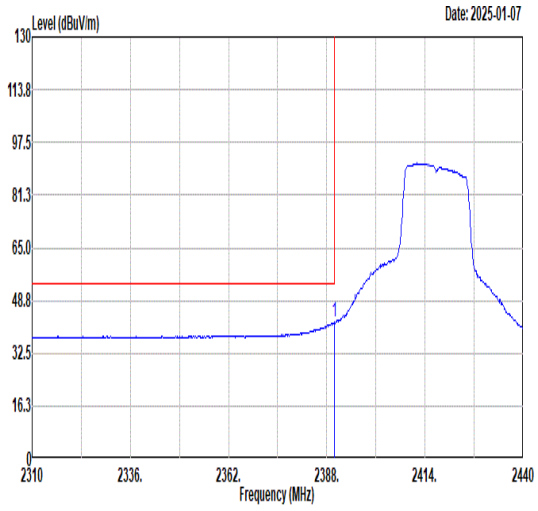 <br>Freq Level Limit Line Margin Read Level Ant Factor Cable Loss Preamp Factor APos TPos Remark<br>MHz dBuV/m dBuV/m dB dBuV dB/m dB dB cm deg<br>1 2389.95 42.14 54.00 -11.86 40.60 30.44 4.80 33.70 347 360 AVERAGE | 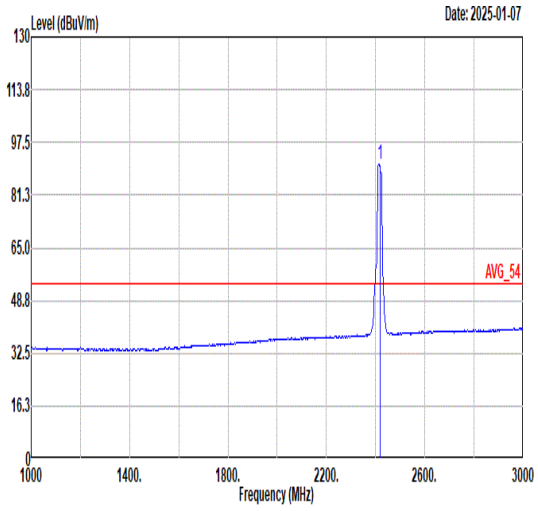 <br>Freq Level Limit Line Margin Read Level Ant Factor Cable Loss Preamp Factor APos TPos Remark<br>MHz dBuV/m dBuV/m dB dBuV dB/m dB dB cm deg<br>1 2417.00 90.88 ------ ------ 89.27 30.45 4.82 33.66 347 360 AVERAGE |

| Mode | 14 | |
|---|---|---|
| | Band Edge | |
| | 2400-2483.5_802.11g_CH10_2457MHz | |
| ANT | SISO | |
| Pol. | Horizontal | Fundamental |
| Peak | 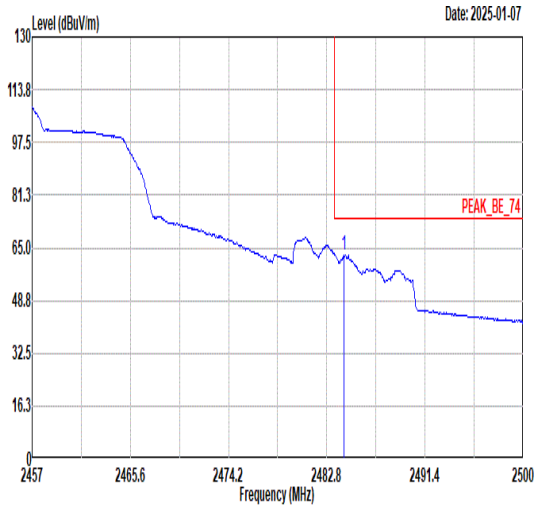 <br>Freq Level Limit Line Margin Read Level Ant Factor Cable Loss Preamp Factor APos TPos Remark<br>MHz dBuV/m dBuV/m dB dBuV dB/m dB dB cm deg<br>1 2484.31 62.64 74.00 -11.36 60.76 30.49 4.92 33.53 300 75 PEAK | 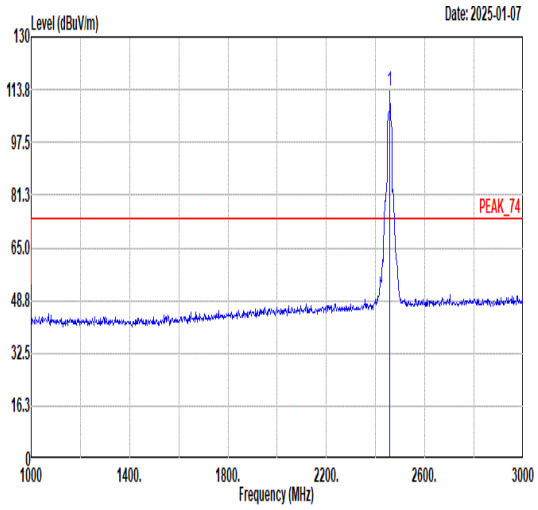 <br>Freq Level Limit Line Margin Read Level Ant Factor Cable Loss Preamp Factor APos TPos Remark<br>MHz dBuV/m dBuV/m dB dBuV dB/m dB dB cm deg<br>1 2457.00 113.27 ------ ------ 111.49 30.48 4.88 33.58 300 75 PEAK |
| Avg | 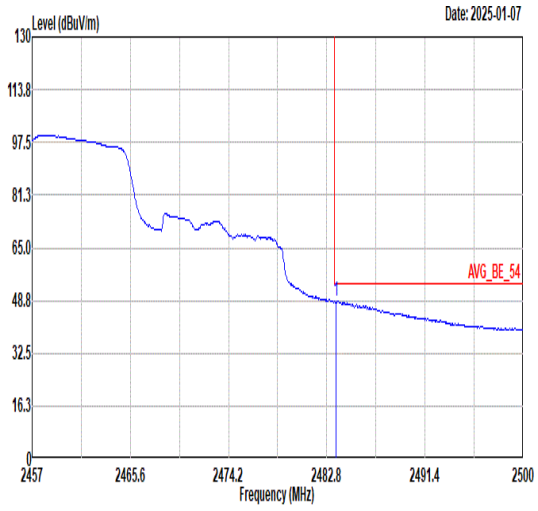 <br>Freq Level Limit Line Margin Read Level Ant Factor Cable Loss Preamp Factor APos TPos Remark<br>MHz dBuV/m dBuV/m dB dBuV dB/m dB dB cm deg<br>1 2483.62 48.68 54.00 -5.32 46.80 30.49 4.92 33.53 300 75 AVERAGE | 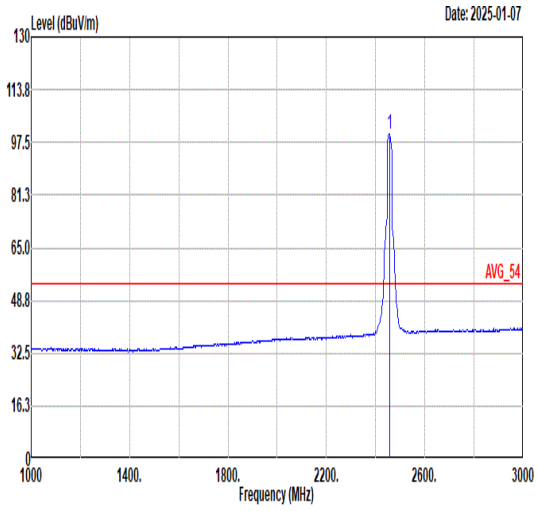 <br>Freq Level Limit Line Margin Read Level Ant Factor Cable Loss Preamp Factor APos TPos Remark<br>MHz dBuV/m dBuV/m dB dBuV dB/m dB dB cm deg<br>1 2457.00 100.12 ------ ------ 98.36 30.47 4.88 33.59 300 75 AVERAGE |

| Mode | 14 | |
|---|---|---|
| | Band Edge | |
| | 2400-2483.5_802.11g_CH10_2457MHz | |
| ANT | SISO | |
| Pol. | Vertical | Fundamental |
| Peak | 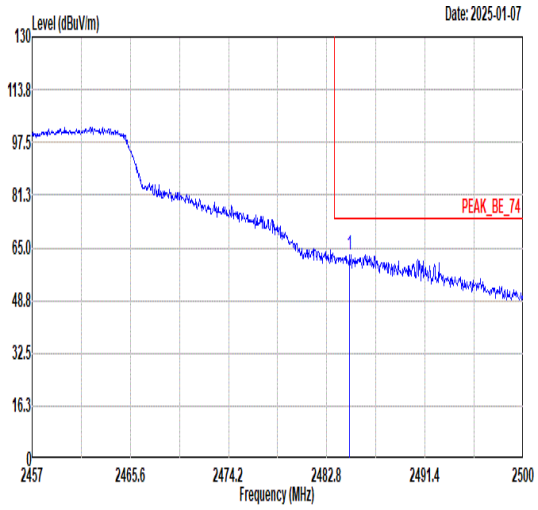 <br>Freq Level Limit Line Margin Read Level Ant Factor Cable Loss Preamp Factor APos TPos Remark<br>MHz dBuV/m dBuV/m dB dBuV dB/m dB dB cm deg<br>1 2484.82 62.97 74.00 -11.03 61.09 30.49 4.92 33.53 400 142 PEAK | 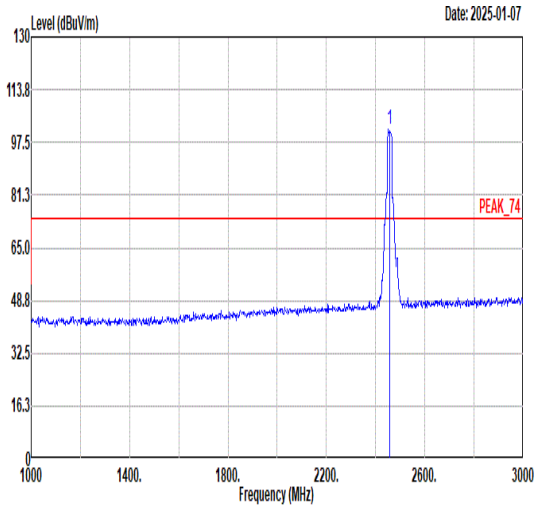 <br>Freq Level Limit Line Margin Read Level Ant Factor Cable Loss Preamp Factor APos TPos Remark<br>MHz dBuV/m dBuV/m dB dBuV dB/m dB dB cm deg<br>1 2457.00 101.52 ------ ------ 99.77 30.47 4.87 33.59 400 142 PEAK |
| Avg | 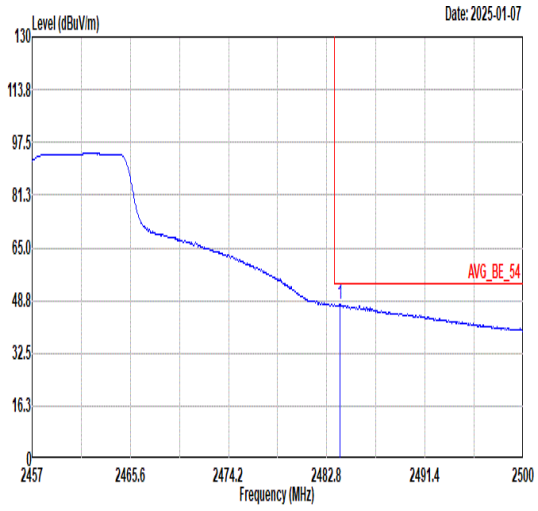 <br>Freq Level Limit Line Margin Read Level Ant Factor Cable Loss Preamp Factor APos TPos Remark<br>MHz dBuV/m dBuV/m dB dBuV dB/m dB dB cm deg<br>1 2483.96 47.53 54.00 -6.47 45.65 30.49 4.92 33.53 400 142 AVERAGE | 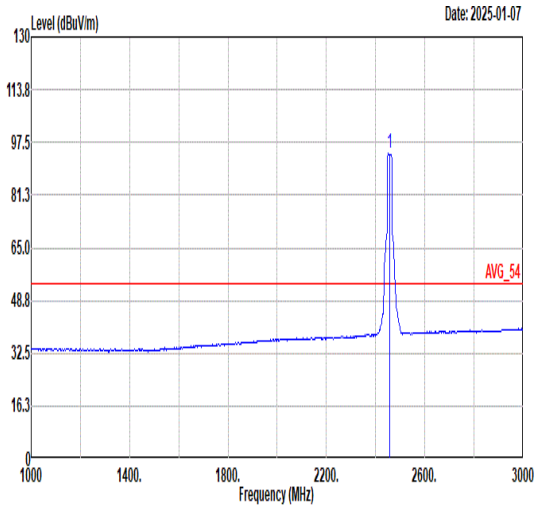 <br>Freq Level Limit Line Margin Read Level Ant Factor Cable Loss Preamp Factor APos TPos Remark<br>MHz dBuV/m dBuV/m dB dBuV dB/m dB dB cm deg<br>1 2457.00 94.13 ------ ------ 92.37 30.47 4.88 33.59 400 142 AVERAGE |

| Mode | 15 | |
|---|---|---|
| | Band Edge | |
| | 2400-2483.5_802.11n HT20_CH2_2417MHz | |
| ANT | SISO | |
| Pol. | Horizontal | Fundamental |
| Peak | 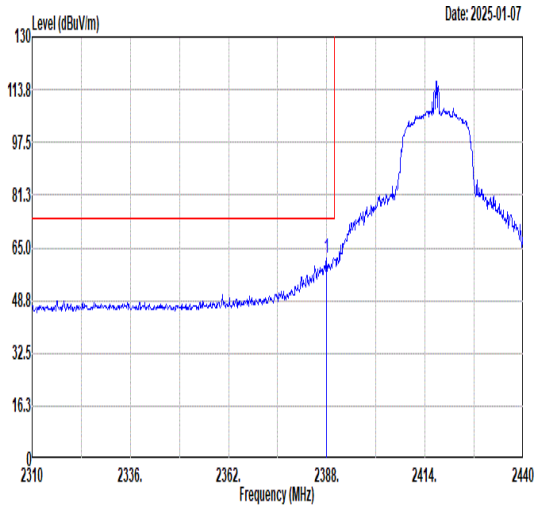 <br>Freq Level Limit Line Margin Read Level Ant Factor Cable Loss Preamp Factor APos TPos Remark<br>MHz dBuV/m dBuV/m dB dBuV dB/m dB dB cm deg<br>1 2388.00 61.90 74.00 -12.10 60.39 30.43 4.79 33.71 100 72 PEAK | 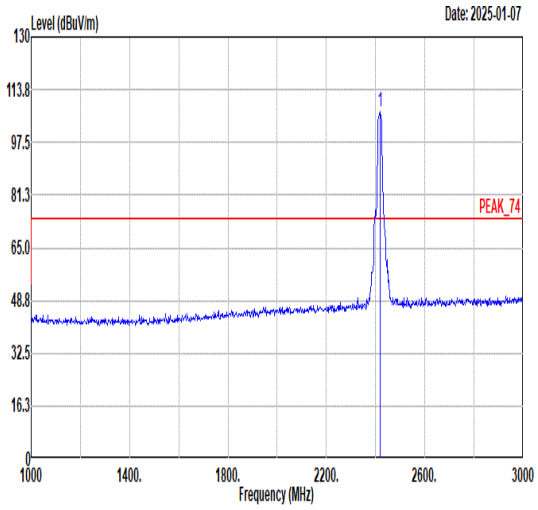 <br>Freq Level Limit Line Margin Read Level Ant Factor Cable Loss Preamp Factor APos TPos Remark<br>MHz dBuV/m dBuV/m dB dBuV dB/m dB dB cm deg<br>1 2417.00 107.12 ------ ------ 105.49 30.45 4.83 33.65 100 72 PEAK |
| Avg | 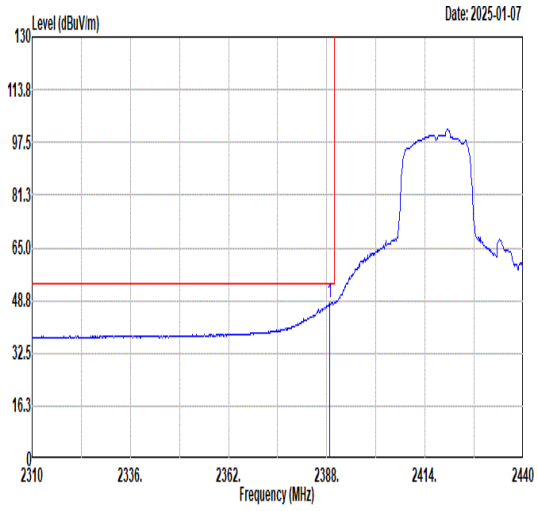 <br>Freq Level Limit Line Margin Read Level Ant Factor Cable Loss Preamp Factor APos TPos Remark<br>MHz dBuV/m dBuV/m dB dBuV dB/m dB dB cm deg<br>1 2388.78 48.26 54.00 -5.74 46.75 30.43 4.79 33.71 100 72 AVERAGE | 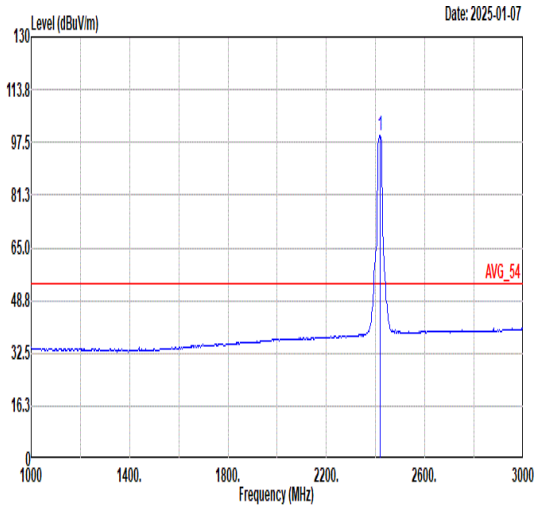 <br>Freq Level Limit Line Margin Read Level Ant Factor Cable Loss Preamp Factor APos TPos Remark<br>MHz dBuV/m dBuV/m dB dBuV dB/m dB dB cm deg<br>1 2417.00 99.74 ------ ------ 98.11 30.45 4.83 33.65 100 72 AVERAGE |

| Mode | 15 | |
|---|---|---|
| | Band Edge | |
| | 2400-2483.5_802.11n HT20_CH2_2417MHz | |
| ANT | SISO | |
| Pol. | Vertical | Fundamental |
| Peak | 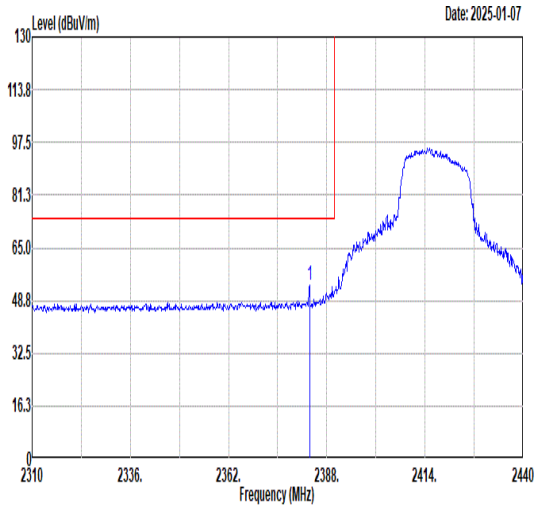 <br>Freq Level Limit Line Margin Read Level Ant Factor Cable Loss Preamp Factor APos TPos Remark<br>MHz dBuV/m dBuV/m dB dBuV dB/m dB dB cm deg<br>1 2383.45 53.42 74.00 -20.58 51.92 30.43 4.79 33.72 241 0 PEAK | 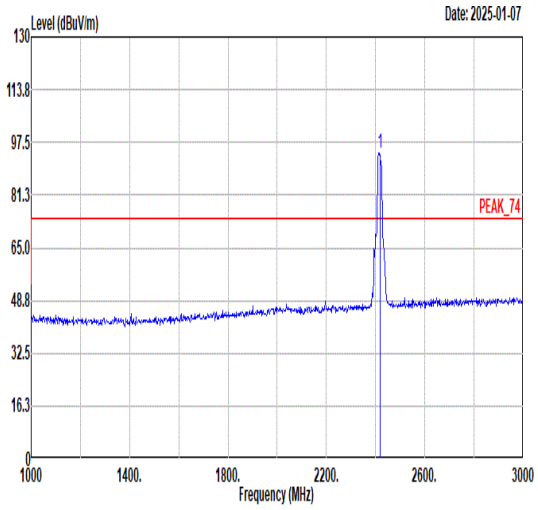 <br>Freq Level Limit Line Margin Read Level Ant Factor Cable Loss Preamp Factor APos TPos Remark<br>MHz dBuV/m dBuV/m dB dBuV dB/m dB dB cm deg<br>1 2417.00 94.29 ------ ------ 92.68 30.45 4.82 33.66 241 0 PEAK |
| Avg | 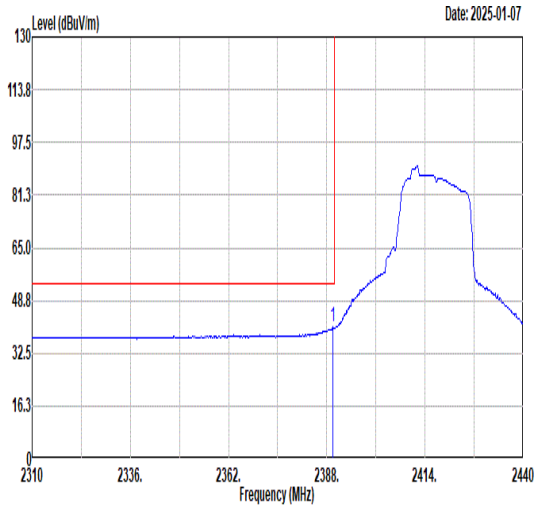 <br>Freq Level Limit Line Margin Read Level Ant Factor Cable Loss Preamp Factor APos TPos Remark<br>MHz dBuV/m dBuV/m dB dBuV dB/m dB dB cm deg<br>1 2389.56 40.57 54.00 -13.43 39.03 30.44 4.80 33.70 241 0 AVERAGE | 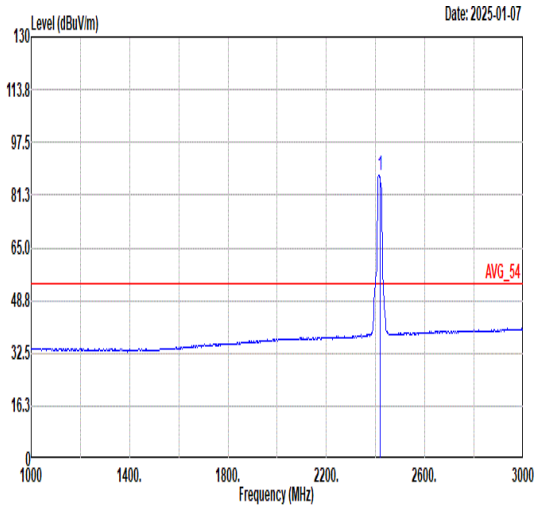 <br>Freq Level Limit Line Margin Read Level Ant Factor Cable Loss Preamp Factor APos TPos Remark<br>MHz dBuV/m dBuV/m dB dBuV dB/m dB dB cm deg<br>1 2417.00 87.52 ------ ------ 85.91 30.45 4.82 33.66 241 0 AVERAGE |

| Mode | 16 | |
|---|---|---|
| | Band Edge | |
| | 2400-2483.5_802.11n HT20_CH10_2457MHz | |
| ANT | SISO | |
| Pol. | Horizontal | Fundamental |
| Peak | 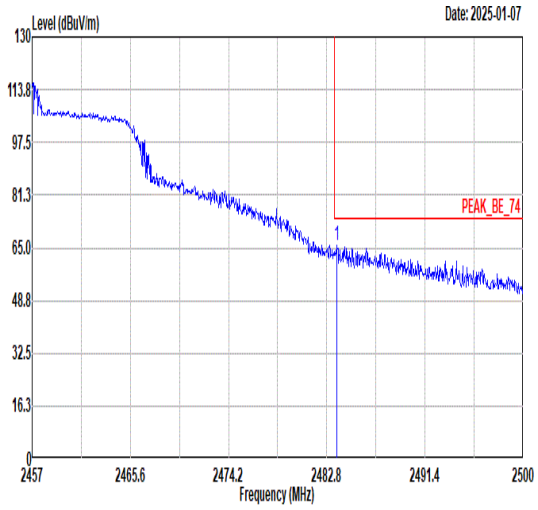 <br>Freq Level Limit Line Margin Read Level Ant Factor Cable Loss Preamp Factor APos TPos Remark<br>MHz dBuV/m dBuV/m dB dBuV dB/m dB dB cm deg<br>1 2483.66 65.74 74.00 -8.26 63.86 30.49 4.92 33.53 166 79 PEAK | 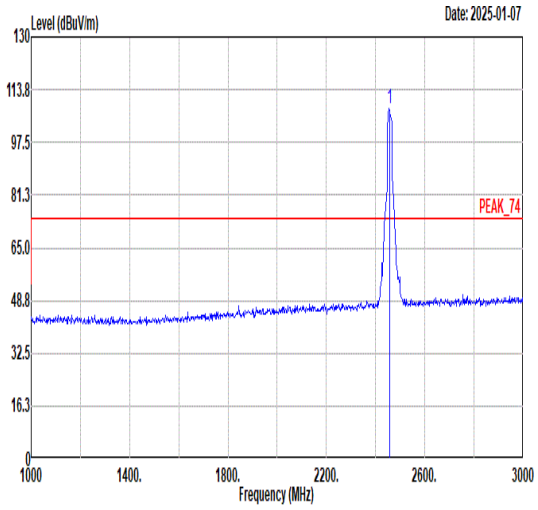 <br>Freq Level Limit Line Margin Read Level Ant Factor Cable Loss Preamp Factor APos TPos Remark<br>MHz dBuV/m dBuV/m dB dBuV dB/m dB dB cm deg<br>1 2457.00 107.74 ------ ------ 105.98 30.47 4.88 33.59 166 79 PEAK |
| Avg | 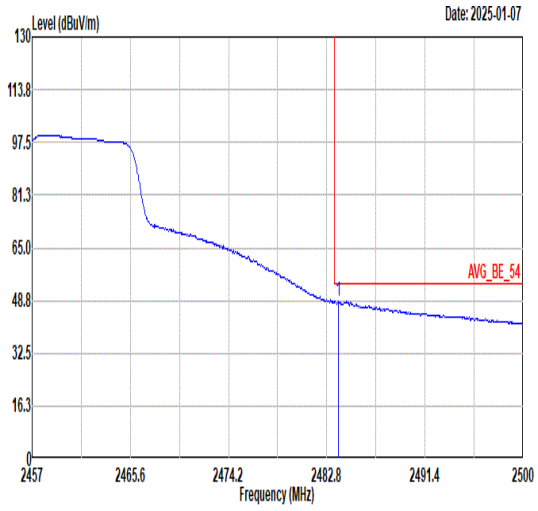 <br>Freq Level Limit Line Margin Read Level Ant Factor Cable Loss Preamp Factor APos TPos Remark<br>MHz dBuV/m dBuV/m dB dBuV dB/m dB dB cm deg<br>1 2483.83 48.46 54.00 -5.54 46.58 30.49 4.92 33.53 166 79 AVERAGE | 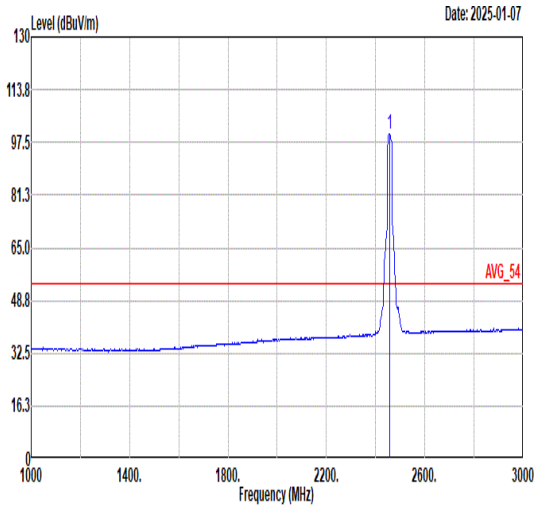 <br>Freq Level Limit Line Margin Read Level Ant Factor Cable Loss Preamp Factor APos TPos Remark<br>MHz dBuV/m dBuV/m dB dBuV dB/m dB dB cm deg<br>1 2457.00 100.00 ------ ------ 98.22 30.48 4.88 33.58 166 79 AVERAGE |

| Mode | 16 | |
|---|---|---|
| | Band Edge | |
| | 2400-2483.5_802.11n HT20_CH10_2457MHz | |
| ANT | SISO | |
| Pol. | Vertical | Fundamental |
| Peak | 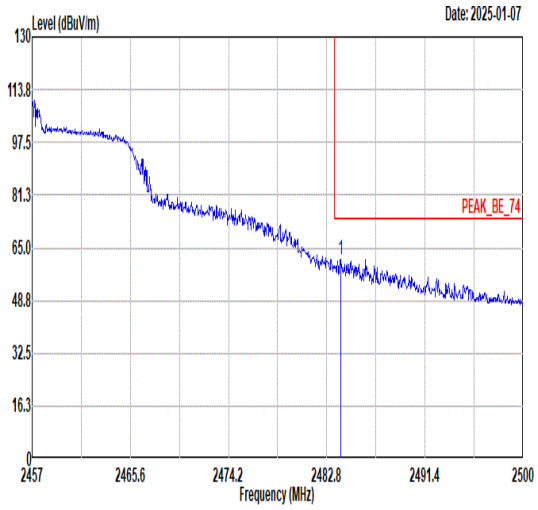 <br>Freq Level Limit Line Margin Read Level Ant Factor Cable Loss Preamp Factor APos TPos Remark<br>MHz dBuV/m dBuV/m dB dBuV dB/m dB dB cm deg<br>1 2484.00 61.13 74.00 -12.87 59.25 30.49 4.92 33.53 330 360 PEAK | 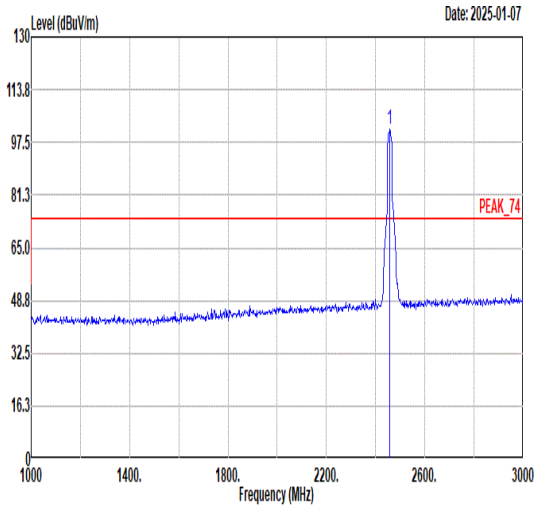 <br>Freq Level Limit Line Margin Read Level Ant Factor Cable Loss Preamp Factor APos TPos Remark<br>MHz dBuV/m dBuV/m dB dBuV dB/m dB dB cm deg<br>1 2457.00 101.66 ------ ------ 99.88 30.48 4.88 33.58 330 360 PEAK |
| Avg | 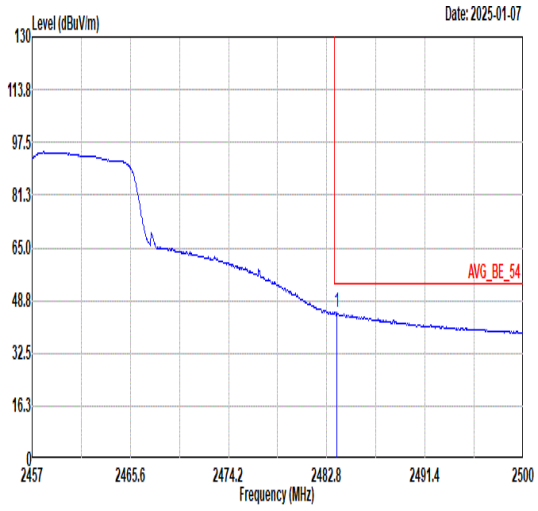 <br>Freq Level Limit Line Margin Read Level Ant Factor Cable Loss Preamp Factor APos TPos Remark<br>MHz dBuV/m dBuV/m dB dBuV dB/m dB dB cm deg<br>1 2483.66 45.01 54.00 -8.99 43.13 30.49 4.92 33.53 330 360 AVERAGE | 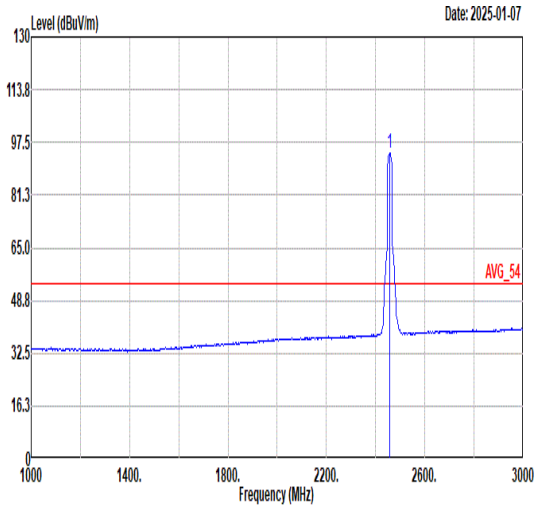 <br>Freq Level Limit Line Margin Read Level Ant Factor Cable Loss Preamp Factor APos TPos Remark<br>MHz dBuV/m dBuV/m dB dBuV dB/m dB dB cm deg<br>1 2457.00 94.34 ------ ------ 92.56 30.48 4.88 33.58 330 360 AVERAGE |

| Mode | 17 | |
|---|---|---|
| | Band Edge - L | |
| | 2400-2483.5_802.11n HT40_CH06_2437MHz | |
| ANT | SISO | |
| Pol. | Horizontal | Fundamental |
| Peak | 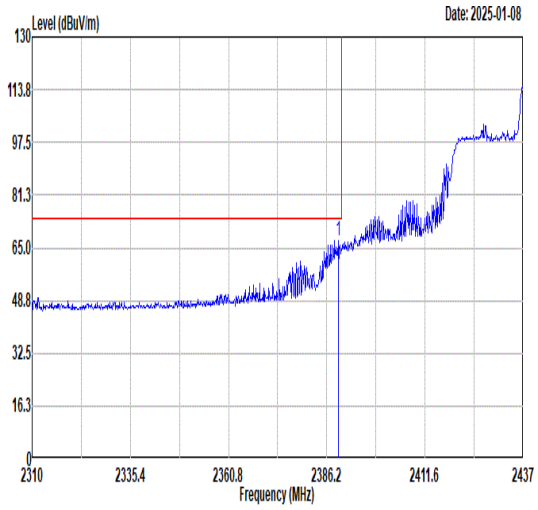 <br>Freq Level Limit Line Margin Read Level Ant Factor Cable Loss Preamp Factor APos TPos Remark<br>MHz dBuV/m dBuV/m dB dBuV dB/m dB dB cm deg<br>1 2389.12 67.16 74.00 -6.84 65.65 30.43 4.79 33.71 100 77 PEAK | 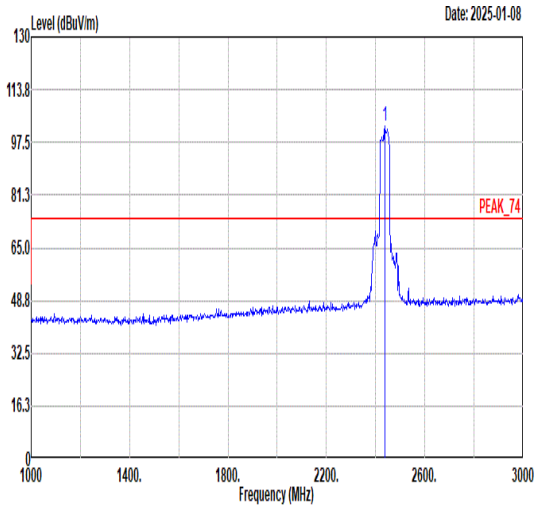 <br>Freq Level Limit Line Margin Read Level Ant Factor Cable Loss Preamp Factor APos TPos Remark<br>MHz dBuV/m dBuV/m dB dBuV dB/m dB dB cm deg<br>1 2437.00 102.29 ------ ------ 100.59 30.46 4.86 33.62 100 77 PEAK |
| Avg | 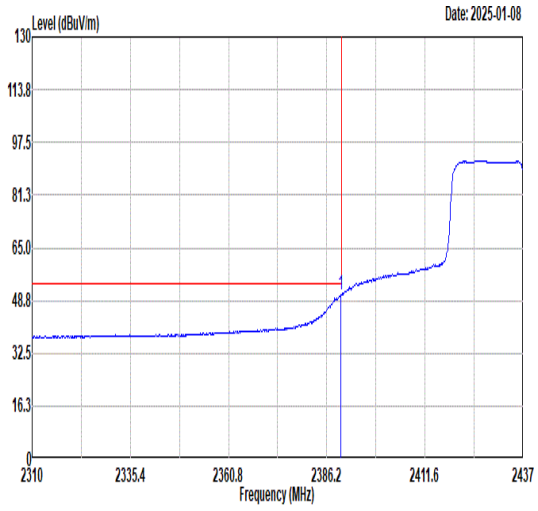 <br>Freq Level Limit Line Margin Read Level Ant Factor Cable Loss Preamp Factor APos TPos Remark<br>MHz dBuV/m dBuV/m dB dBuV dB/m dB dB cm deg<br>1 2389.88 50.31 54.00 -3.69 48.77 30.44 4.80 33.70 100 77 AVERAGE | 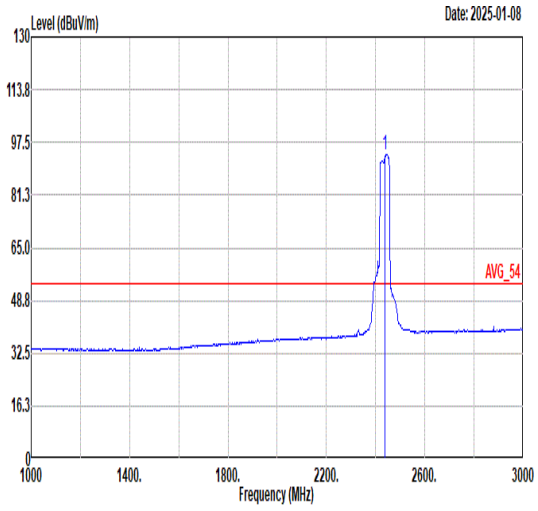 <br>Freq Level Limit Line Margin Read Level Ant Factor Cable Loss Preamp Factor APos TPos Remark<br>MHz dBuV/m dBuV/m dB dBuV dB/m dB dB cm deg<br>1 2437.00 93.78 ------ ------ 92.04 30.47 4.87 33.60 100 77 AVERAGE |

| Mode | 17 | |
|---|---|---|
| | Band Edge - R | |
| | 2400-2483.5_802.11n HT40_CH06_2437MHz | |
| ANT | SISO | |
| Pol. | Horizontal | Fundamental |
| Peak | 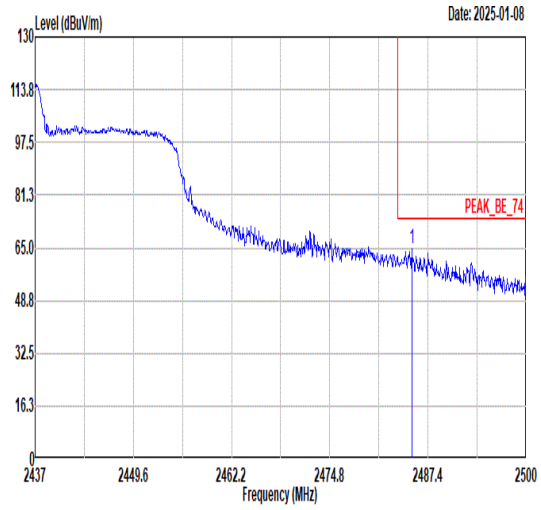 <br>Freq Level Limit Line Margin Read Level Ant Factor Cable Loss Preamp Factor APos TPos Remark<br>MHz dBuV/m dBuV/m dB dBuV dB/m dB dB cm deg<br>1 2485.32 64.61 74.00 -9.39 62.73 30.49 4.92 33.53 100 77 PEAK | Blank |
| Avg | 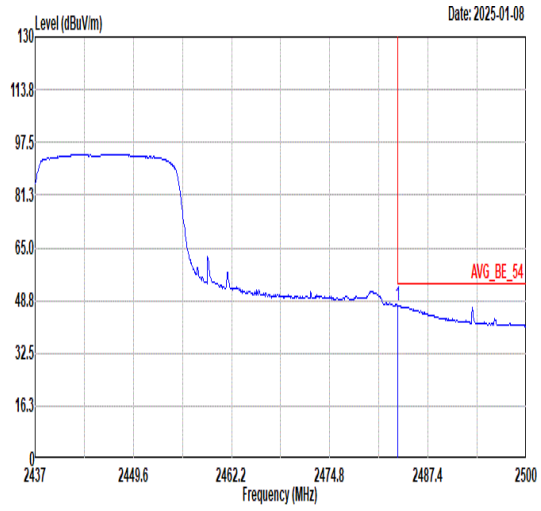 <br>Freq Level Limit Line Margin Read Level Ant Factor Cable Loss Preamp Factor APos TPos Remark<br>MHz dBuV/m dBuV/m dB dBuV dB/m dB dB cm deg<br>1 2483.56 47.17 54.00 -6.83 45.29 30.49 4.92 33.53 100 77 AVERAGE | Blank |

| Mode | 17 | |
|---|---|---|
| | Band Edge - L | |
| | 2400-2483.5_802.11n HT40_CH06_2437MHz | |
| ANT | SISO | |
| Pol. | Vertical | Fundamental |
| Peak | 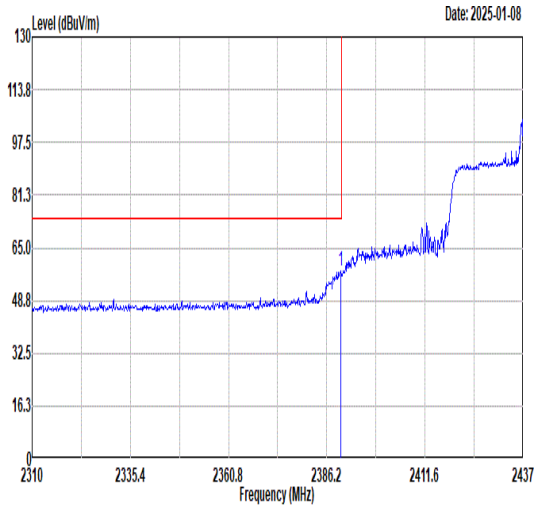 <br>Freq Level Limit Line Margin Read Level Ant Factor Cable Loss Preamp Factor APos TPos Remark<br>MHz dBuV/m dBuV/m dB dBuV dB/m dB dB cm deg<br>1 2389.76 57.86 74.00 -16.14 56.32 30.44 4.80 33.70 359 360 PEAK | 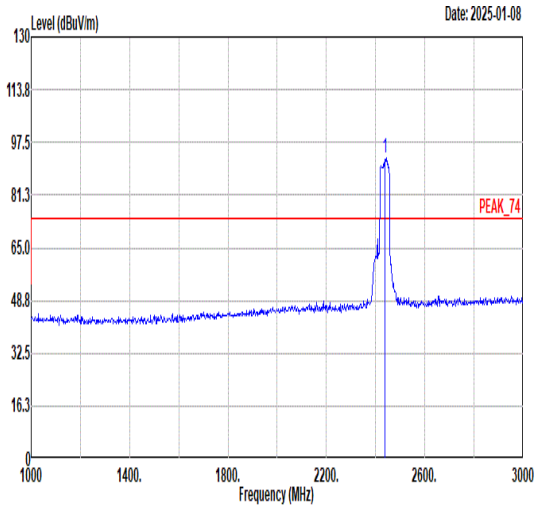 <br>Freq Level Limit Line Margin Read Level Ant Factor Cable Loss Preamp Factor APos TPos Remark<br>MHz dBuV/m dBuV/m dB dBuV dB/m dB dB cm deg<br>1 2437.00 92.49 ------ ------ 90.76 30.47 4.87 33.61 359 360 PEAK |
| Avg | 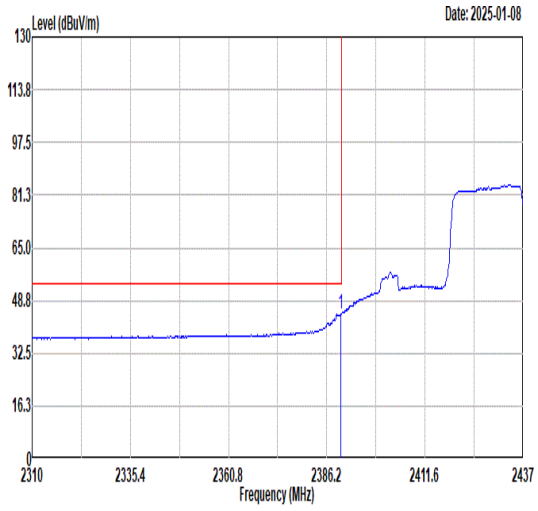 <br>Freq Level Limit Line Margin Read Level Ant Factor Cable Loss Preamp Factor APos TPos Remark<br>MHz dBuV/m dBuV/m dB dBuV dB/m dB dB cm deg<br>1 2389.88 44.46 54.00 -9.54 42.92 30.44 4.80 33.70 359 360 AVERAGE | 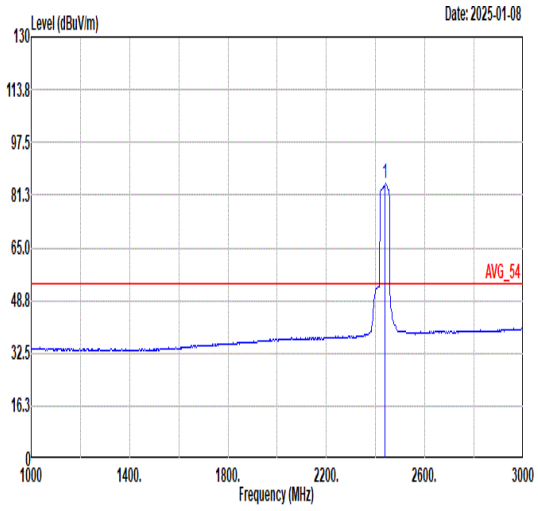 <br>Freq Level Limit Line Margin Read Level Ant Factor Cable Loss Preamp Factor APos TPos Remark<br>MHz dBuV/m dBuV/m dB dBuV dB/m dB dB cm deg<br>1 2437.00 84.69 ------ ------ 82.97 30.47 4.86 33.61 359 360 AVERAGE |

| Mode | 17 | |
|---|---|---|
| | Band Edge - R | |
| | 2400-2483.5_802.11n HT40_CH06_2437MHz | |
| ANT | SISO | |
| Pol. | Vertical | Fundamental |
| Peak | 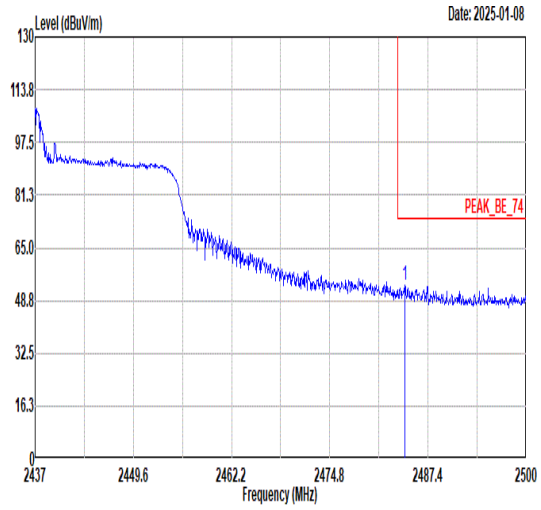 <br>Limit Read Ant Cable Preamp APos TPos<br>Freq Level Line Margin Level Factor Loss Factor Remark<br>MHz dBuV/m dBuV/m dB dBuV dB/m dB dB cm deg<br>1 2484.44 53.58 74.00 -20.42 51.70 30.49 4.92 33.53 359 360 PEAK | Blank |
| Avg | 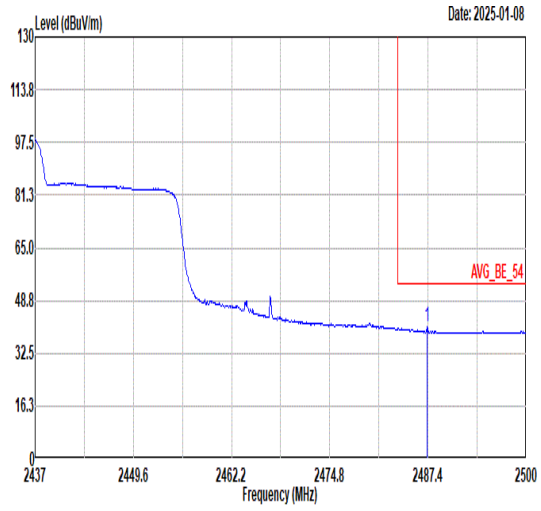 <br>Limit Read Ant Cable Preamp APos TPos<br>Freq Level Line Margin Level Factor Loss Factor Remark<br>MHz dBuV/m dBuV/m dB dBuV dB/m dB dB cm deg<br>1 2487.27 40.64 54.00 -13.36 38.75 30.49 4.93 33.53 359 360 AVERAGE | Blank |

# Appendix D. Duty Cycle Plots

| Band | Duty Cycle(%) | T(ms) | 1/T(kHz) | VBW Setting |
|---|---|---|---|---|
| 802.11b | 100 | - | - | 10Hz |
| 802.11g | 100 | - | - | 10Hz |
| 802.11n HT20 | 100 | - | - | 10Hz |
| 802.11n HT40 | 99.63 | - | - | 10Hz |

802.11b

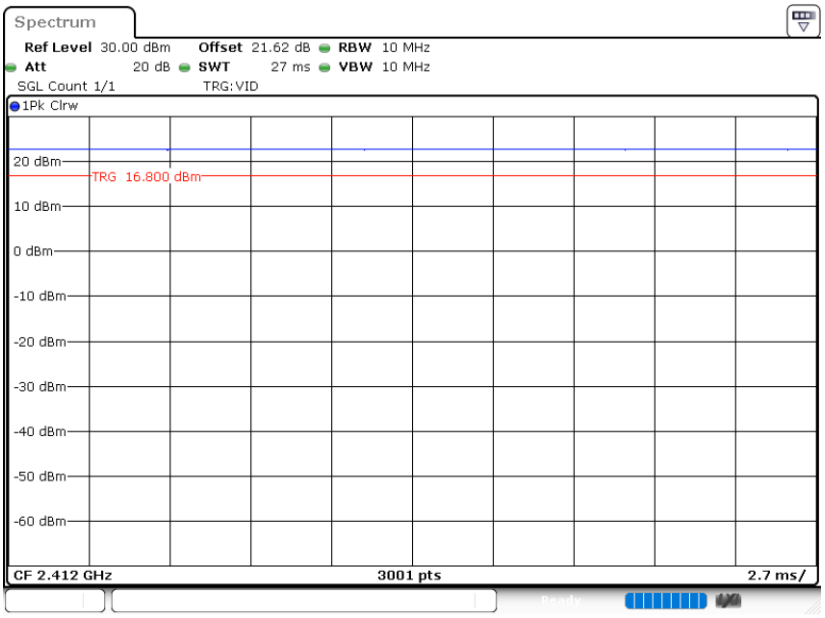

802.11g

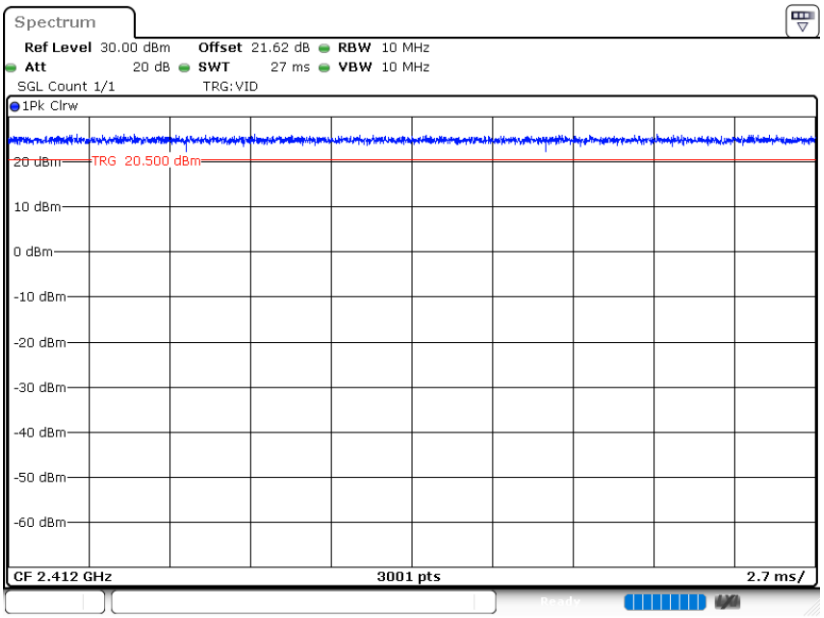


802.11n HT20

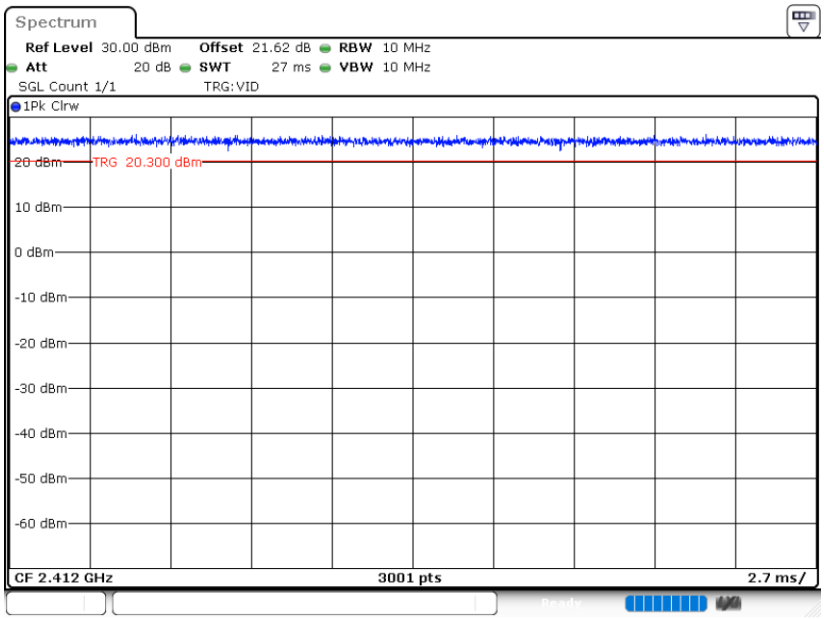

802.11n HT40

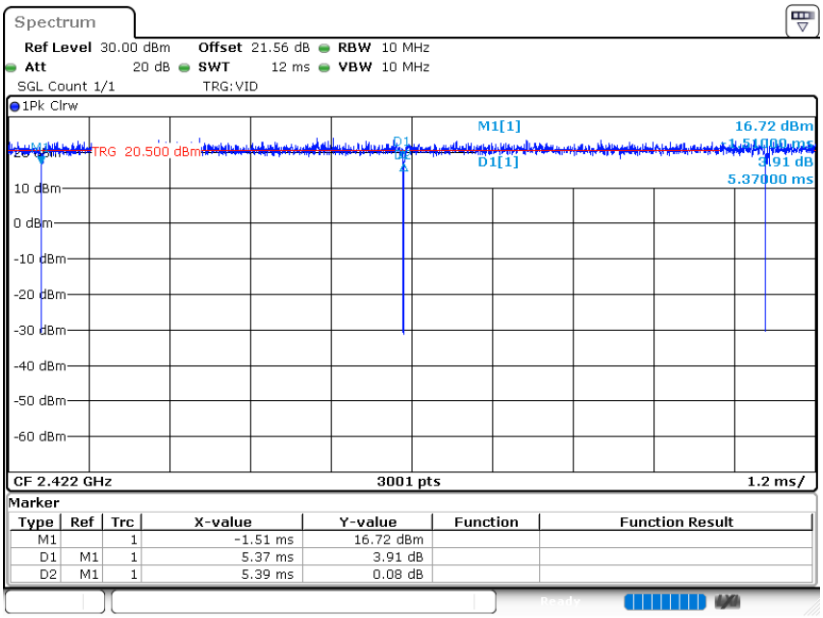
Spectrum
Ref Level 30.00 dBm Offset 21.56 dB RBW 10 MHz
Att 20 dB SWT 12 ms VBW 10 MHz
SGL Count 1/1 TRG:VID
1Pk Clrw
M1[1] 16.72 dBm
-1.51000 ms
TRG 20.500 dBm
D1[1] 3.91 dB
5.37000 ms
10 dBm
0 dBm
-10 dBm
-20 dBm
-30 dBm
-40 dBm
-50 dBm
-60 dBm
CF 2.422 GHz 3001 pts 1.2 ms/
Marker
Type Ref Trc X-value Y-value Function Function Result
M1 1 -1.51 ms 16.72 dBm
D1 M1 1 5.37 ms 3.91 dB
D2 M1 1 5.39 ms 0.08 dB