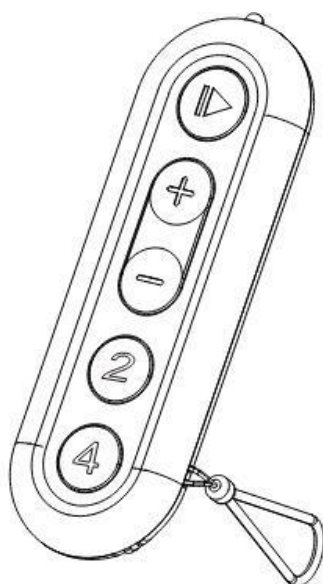


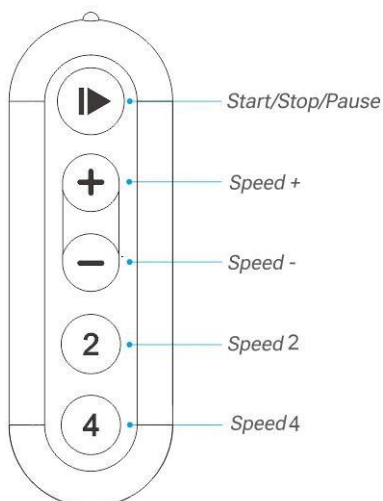
Remote control Instruction

Model: SH02-B



IMPORTANT! Please read this manual before assembling and using. Retain owner's manual for using instructions.

Remote controller




Remote control instructions:

- ▶ Key: Press button to start walking belt, the default initial speed setting is 0.6 miles.
Press button to have a pause in working mode, to resume workout, re-press it again.
Hold press this button to stop walking belt when your workout is completed.
- + Key: Each time you press the + key during operation, the speed will increase by 0.2mph; long press the + key to continuously increase the speed at 0.2mph.
- Key: Press the - key once during operation, the speed will decrease by 0.2mph; long press the-key to continuously decrease the speed at 0.2mph.
- 2 Key: Press 2 key the speed will go to 2mph gradually, when under running status.
- 4 Key: Press 4 key the speed will go to 4mph gradually, when under running status.

WARNING!

A button battery is installed in the remote controller. When using or replacing the battery, please be safe and keep away from children.

⚠ WARNING	
<p>INGESTION HAZARD: This product contains a button cell or coin battery. DEATH or serious injury can occur if ingested. A swallowed button cell or coin battery can cause Internal Chemical Burns in as little as 2 hours. KEEP new and used batteries OUT OF REACH of CHILDREN Seek immediate medical attention if a battery is suspected to be swallowed or inserted inside any part of the body.</p>	

FCC Statement

This equipment has been tested and found to comply with the limits for a Class B digital device, pursuant to part 15 of the FCC Rules. These limits are designed to provide reasonable protection against harmful interference in a residential installation. This equipment generates, uses and can radiate radio frequency energy and, if not installed and used in accordance with the instructions, may cause harmful interference to radio communications. However, there is no guarantee that interference will not occur in a particular installation. If this equipment does cause harmful interference to radio or television reception, which can be determined by turning the equipment off and on, the user is encouraged to try to correct the interference by one or more of the following measures:

- Reorient or relocate the receiving antenna.
- Increase the separation between the equipment and receiver.
- Connect the equipment into an outlet on a circuit different from that to which the receiver is connected.
- Consult the dealer or an experienced radio/TV technician for help.

Caution: Any changes or modifications to this device not explicitly approved by manufacturer could void your authority to operate this equipment.

This device complies with part 15 of the FCC Rules. Operation is subject to the following two conditions: (1) This device may not cause harmful interference, and (2) this device must accept any interference received, including interference that may cause undesired operation.

RF Exposure Information

The device has been evaluated to meet general RF exposure requirement.

The device can be used in portable exposure condition, compliance with exposure requirements.

ISED Statement

English: This device contains licence-exempt transmitter(s)/receiver(s) that comply with Innovation, Science and Economic Development Canada's licence-exempt RSS(s). Operation is subject to the following two conditions:

(1) This device may not cause interference.

(2) This device must accept any interference, including interference that may cause undesired operation of the device.

The digital apparatus complies with Canadian CAN ICES-3 (B)/NMB-3(B).

French: Cet appareil contient des émetteurs/récepteurs exempts de licence qui sont conformes aux RSS exemptés de licence d'Innovation, Sciences et Développement économique Canada.

L'exploitation est soumise aux deux conditions suivantes :

(1) Cet appareil ne doit pas provoquer d'interférences.

(2) Cet appareil doit accepter toute interférence, y compris les interférences susceptibles de provoquer un fonctionnement indésirable de l'appareil.

L'appareil numérique du ciem conforme canadien peut - 3 (b) / nmb - 3 (b).

This device meets the exemption from the routine evaluation limits in section 2.5 of RSS 102 and compliance with RSS 102 RF exposure, users can obtain Canadian information on RF exposure and compliance.

Cet appareil est conforme à l'exemption des limites d'évaluation courante dans la section 2.5 du cnr - 102 et conformité avec rss 102 de l'exposition aux rf, les utilisateurs peuvent obtenir des données canadiennes sur l'exposition aux champs rf et la conformité.

This equipment complies with Canada radiation exposure limits set forth for an uncontrolled environment.

Cet équipement est conforme aux limites d'exposition aux rayonnements du Canada établies pour un environnement non contrôlé.

The device has been evaluated to meet general RF exposure requirement. This equipment should be installed and operated with minimum distance 0mm between the radiator & your body.

L'appareil a été évalué pour répondre aux exigences générales d'exposition aux RF.

Cet équipement doit être installé et utilisé avec une distance minimale de 0 mm entre le radiateur et votre corps.