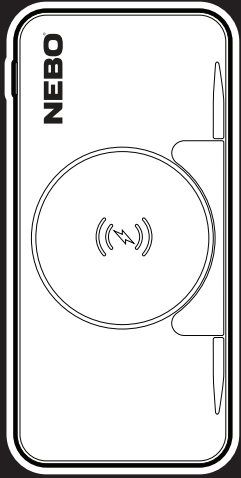


NEBO®

10K POWERBANK

WIRELESS



USER MANUAL

SAFETY INSTRUCTIONS

FOR ALL QUESTIONS RELATED TO SAFETY, WARRANTY
OR EXCHANGE REQUESTS, PLEASE CONTACT US.

1-800-255-6061

YOUR SAFETY IS IMPORTANT TO US.

Please read instructions carefully and utilize the proper precautions before operating this equipment. Save instructions for future reference.

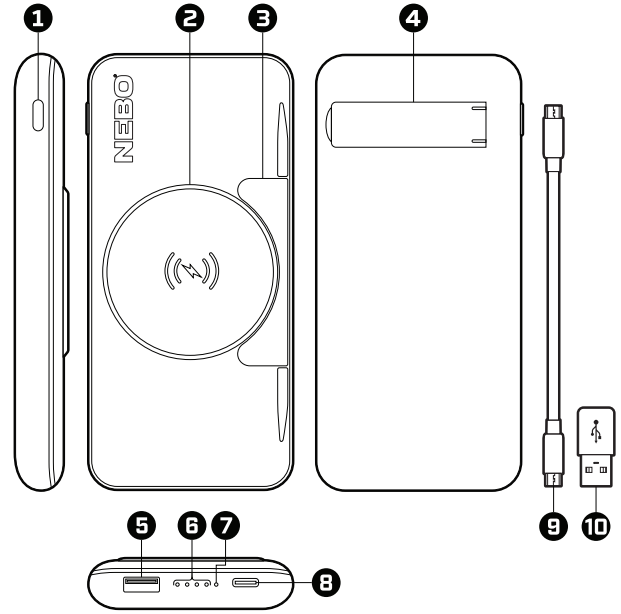
- When used correctly, lithium-ion rechargeable batteries provide a safe and dependable source of portable power. However, if they are misused or abused, this may result in leakage, burns, fire, or explosion, causing personal injury or damage to other devices.
- Misusing or incorrectly connecting your power bank may cause electric shock to users and damage equipment.
- Keep your power bank dry and away from moisture, water, and corrosive materials.
- Do not expose your power bank to moisture, water, rain, or snow.
- Keep your power bank away from heat sources, including open flames, radiators, stoves, ovens, and any other devices that produce heat.
- Do not expose to fire or excessive temperature. Do not expose to heat above 212°F (100°C) or incinerate.
- In the unlikely event of leakage or explosion use sand or a chemical fire extinguisher.
- Your power bank may become warm under extended high power operation. Do not cover, wrap, or otherwise restrict air flow around the power bank during operation.
- Do not disassemble your power bank. There are no user-serviceable parts inside. Incorrect reassembly may result in shock or fire hazard.
- Do not drop or subject to strong impacts. Do not operate your power bank if it has received a sharp blow, or has otherwise been damaged in any way.
- Do not puncture, crush, or subject to mechanical shock.
- Keep away from children and pets. The power bank, along with its accessories are not toys.
- Make sure the power bank's charging ports do not become contaminated with lint or other debris. Use a canned-air type of product periodically to ensure that the port openings are clear.



IF THE PRODUCT OVERHEATS, BECOMES SWOLLEN,
OR IS DEFORMED IN ANY WAY, IMMEDIATELY STOP USING
AND CONTACT CUSTOMER SERVICE.

OVERVIEW

- NEBO 10K WIRELESS POWER BANK
- USB-C to USB-C Cable
- USB-C to USB-A Adapter



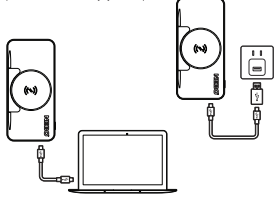
- | | |
|---------------------------|----------------------------------|
| 1 Power ON/OFF Button | 6 Battery Indicators |
| 2 Wireless Charging Pad | 7 PD/QC and Wireless Indicator |
| 3 Flip Out Phone Holder | 8 USB-C Bi-directional Port |
| 4 Integrated Kickstand | 9 USB-C to USB-C Cable |
| 5 USB-A Output Port | 10 USB-C to USB-A Adapter |

OPERATING INSTRUCTIONS

CHARGING YOUR 10K WIRELESS POWER BANK

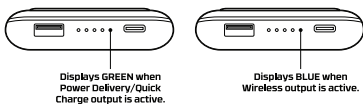
IMPORTANT: Before using your product for the first time, fully charge it.

The product can be charged using the USB-C bi-directional port. The USB-C port allows faster charging (4-5 hours approx).



- NOTE:**
- While charging, the LED indicators will illuminate indicating the charge percentage.
 - When fully charged, disconnect the charging cable.

POWER DELIVERY/QUICK CHARGE AND WIRELESS INDICATOR DISPLAY



POWER LEVEL INDICATOR

INDICATOR LIGHTS	AMOUNT OF CHARGE
• • • • •	0% - 24%
• • • • •	25% - 49%
• • • • •	50% - 74%
• • • • •	75% - 100%
•	
Blinking light indicates recharging	Solid lights indicate fully charged

CHARGING YOUR ELECTRONIC DEVICES

Use the appropriate charging cable that came with the product to charge your electronic device. You can charge up to three devices simultaneously. Once your electronic device is connected, it will begin charging automatically.

- NOTE:**
- You may also use the USB cable that was supplied with your electronic device.
 - The product may be charged and discharged simultaneously.

WIRELESS CHARGING A COMPATIBLE SMARTPHONE

Place your wireless-compatible device on top of the wireless charging pad and press the Power ON/OFF Button. Charging will begin.



- NOTE:**
- Ensure there is no metal obstruction on the back of the phone or phone case, or credit cards inside the phone case while wirelessly charging.

- Your NEBO 10K WIRELESS is equipped with an integrated kickstand and fold-out phone holder, so that you can easily watch your favorite movie or TV series while charging your phone. Works with most small to mid-size smartphones.

SPECIFICATIONS

Battery Capacity.....	10,000mAh / 37Wh 3.7V
USB-C Input.....	5V 3A, 9V 2A
USB-C Output.....	5V 3A, 9V 2.22A, 12V 1.67A
USB-A Output.....	5V 3A, 9V 2A, 12V 1.5A
Wireless Output.....	15W
Max Output.....	20W
Total Output (USB-C + USB-A).....	5V 3A
Dimensions.....	5.83 x 2.7 x 0.75in (148 x 68.5 x 19mm)
Weight.....	0.53lbs (240g)
Operating Temperature.....	Charge: 50°F - 113°F (10°C - 45°C) Discharge: 14°F - 131°F (-10°C - 55°C)
Storage Temperature.....	4°F - 113°F (-20°C - 45°C)

FCC WARNING

This device complies with Part 15 of the FCC Rules. Operation is subject to the following two conditions:

(1) This device may not cause harmful interference, and (2) this device must accept any interference received, including interference that may cause undesired operation.

NOTE 1: This equipment has been tested and found to comply with the limits for a Class B digital device, pursuant to part 15 of the FCC Rules. These limits are designed to provide reasonable protection against harmful interference in a residential installation. This equipment generates, uses and can radiate radio frequency energy and, if not installed and used in accordance with the instructions, may cause harmful interference to radio communications. However, there is no guarantee that interference will not occur in a particular installation. If this equipment does cause harmful interference to radio or television reception, which can be determined by turning the equipment off and on, the user is encouraged to try to correct the interference by one or more of the following measures:

- Reorient or relocate the receiving antenna.
- Increase the separation between the equipment and receiver.
- Connect the equipment into an outlet on a circuit different from that to which the receiver is connected.
- Consult the dealer or an experienced radio/TV technician for help.

NOTE 2: Any changes or modifications to this unit not expressly approved by the party responsible for compliance could void the user's authority to operate the equipment.

The device has been evaluated to meet general RF exposure requirement. The device can be used in portable exposure condition without restriction.

All copyrighted and copyrightable materials, including, without limitation, the logo, design, text, graphics, pictures, copywriting and the selection and arrangement ("Materials") thereof are ALL RIGHTS RESERVED
Copyright © 2024 Alliance Sports Group, L.P.

Alliance Consumer Group
700 Henrietta Creek Road
Roanoke, Texas 76262
800.255.6061



WARNING
Cancer and Reproductive Harm
www.P65Warnings.ca.gov

NEBO®

FILE NAME

NEB-PBK-0015_10K-Wireless-Power-Bank_UM

SIZE

309mm x 140mm

UPC

044435921738

DATE

09.13.2024

COLOR

