



正特_ZTH1遙控器_快速配對指南貼紙

- 尺寸：41.5mm x 59mm
- 白底黑字，消銀龍材質
- 貼紙格式：

Pair the remote control

- Insert batteries into the remote control
- Plug your pergola into a power socket
- Within 5 minutes, press and hold both  and  to pair the remote control
- All louvers will move back and forth once to indicate successful pairing

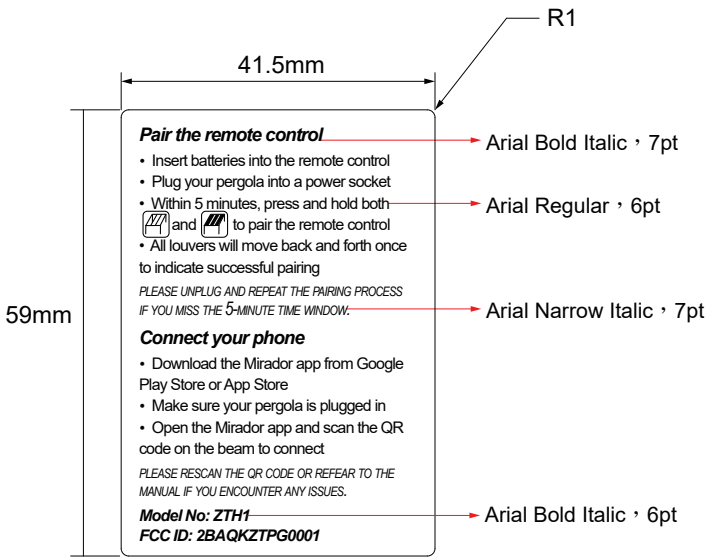
PLEASE UNPLUG AND REPEAT THE PAIRING PROCESS IF YOU MISS THE 5-MINUTE TIME WINDOW.

Connect your phone

- Download the Mirador app from Google Play Store or App Store
- Make sure your pergola is plugged in
- Open the Mirador app and scan the QR code on the beam to connect

PLEASE RESCAN THE QR CODE OR REFER TO THE MANUAL IF YOU ENCOUNTER ANY ISSUES.

Model No: ZTH1
FCC ID: 2BAQKZTPG0001



- 標貼位置：

