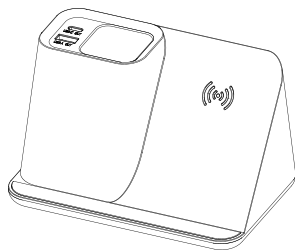


正面

尺寸: 85x55mm 红色是折痕线 日期: 2023.3.30

Wireless Charging Pen Holder

USER MANUAL




Specifications

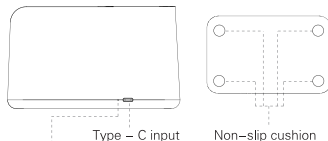
Version 10W

Input:	9V \approx 2A, 5V \approx 3A
Wireless Charging Output:	10W/7.5W/5W
USB Output:	5V \approx 2A(Max)

Package contents

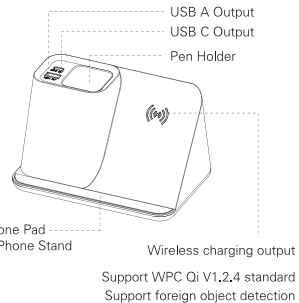


Product Layout



Indicator light:

When the power supply is connected, the blue indicator light flashes three times, and then the indicator remains blue. When using the wireless charger, the blue indicator light is always on.



Cautions:

1. Please do not place magnetic objects and any metal objects between the mobile phone and wireless charger.
2. Wireless charging output takes precedence over USB outputs.
3. Please do not put it in damp or dusty environment.

Warning:

This equipment generates, uses and can radiate radio frequency energy; if not installed and used in accordance with the instructions, maybe cause harmful interference to radio communications. However, there is no guarantee that interference will not occur in a particular installation. If this equipment does cause harmful interference to radio or television reception, which can be determined by turning the equipment off and on, the user is encouraged to try to correct the interference by one or more of the following measures:

Reorient or relocate the receiving antenna.

Increase the separation between the equipment and receiver.

Connect the equipment into and outlet on a circuit different from that to which the receiver is connected.

Consult the dealer or an experienced radio/TV technician for help.

This equipment must be installed and operated with a minimum distance of 15 cm between the radiator and user body.