


User Manual

Model: K84
Wireless Keyboard



Note: Please read the manual carefully before using.

EN

Made in China

Preface:

Dear customer, thank you for purchasing EDJO products. In order for you to have a better understanding of the product, please read this user manual carefully before using. Have a nice experience.

Product Warranty Service:

1. Thank you very much for your purchase. Hope it can bring a comfortable experience. We provide 12 Months Warranty.
2. If you have any questions about products please contact our customer support directly via our Email.

EDJO Team:

Service Email: Service@sz-deying.com

You will receive:



① Wireless Keyboard X 1
② User Manual X 1
③ USB Receiver X 1

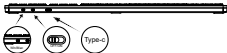
Specifications

2.4GHz Wireless/Bluetooth Keyboard Parameters

Number of Keys:	84 Keys
Battery Capacity:	250mAh
Standby Time:	120 Hours
Working Frequency:	Bluetooth
Key Life:	10 Millions Strokes
Operating Voltage:	3.7V
Working Distance Within:	Within 10 Meters
Compatibility:	Mac OS/OS/95/98/2000/ME XP Vista /Win7/Win 8/ Win 10
Charging Current/Time:	250mAh/1 Hour
Wake Up Button:	Any Button
Weight:	1.15 Pounds
Material:	ABS
Dimensions:	12.42 x 5.24 x 0.55 inches

Function Keys of Windows/Mac System :

FN+F1		Screen Brightness(-)	FN+F2		Screen Brightness(+)
FN+F3		Multitasking Windows	FN+F4		Search
FN+F5		Microphone	FN+F6		Sleep Mode
FN+F7		Previous Track	FN+F8		Play/Pause
FN+F9		Next Track	FN+F10		Mute
FN+F11		Decrease Volume(-)	FN+F12		Increase Volume(+)



Keyboard Instructions:

Power supply instructions: Switch the power to the ON position, the power indicator light is red, the power light turns on for 1 second and then turns off, indicating successful startup. If the power indicator keeps flashing red light during use, it means that the battery is low and need to charge.

Note: When the keyboard charging, the power indicator light is green and turns off when fully charged.

Method 2: Bluetooth Connection

The Bluetooth names of BT1, BT2 and BT3 are K84-BT1, K84-BT2 and K84-BT3 respectively. When you need to use Bluetooth connection, you need to press and hold FN+BT to switch channels, and then press and hold FN+BT for 3 seconds to enter the pairing state. The white light flashes and goes out after successful connection. If the pairing is not successful, it will go out after 2 minutes.

WARNING

Do not expose this product to water. Prevent liquid from entering this product. Water or humidity may cause shortcircuit and damage this keyboard. Do not drop or hit this product. Shocks may damage the components inside. Do not put this product near extreme heat or fire. Do not try to disassemble or modify this product on your own.

WARRANTY COVERAGE:

30-day unconditional money-back guarantee. If you are not completely satisfied with this product for any reason, We will gladly refund your purchase price within 30 days of purchase(from the date of retail purchase). 1-year limited warranty. ONE YEAR from the date of retail purchase. If a hardware defect arises (not due to personal alterations or attempted repairs) and a valid claim is received within the Warranty Period, We will either:

- (1) Repair the product at no charge.
- (2) Exchange the product with a product that is new or which has been manufactured from serviceable used parts and is at least functionally equivalent to the original product.
- (3) Refund the purchase price of the product. We may request that you send the product back to our address for the replacement/refund. The location will change according to your area of residence. Please contact our customer service for confirmation. We will NOT cover the shipping cost. We only offers warranty service for our official Amazon store and distributors. We need the order information, for example, the Amazon order number to verify your order.

FCC ID WARNING:

This device complies with Part 15 of the FCC Rules. Operation is subject to the following two conditions: (1) this device may not cause harmful interference, and (2) this device must accept any interference received, including interference that may cause undesired operation.

Changes or modifications to this unit not expressly approved by the party responsible for compliance could void the user's authority to operate the equipment.

NOTE: This equipment has been tested and found to comply with the limits for a Class B digital device, pursuant to Part 15 of the FCC Rules. These limits are designed to provide reasonable protection against harmful interference in a residential installation. This equipment generates uses and can radiate radio frequency energy and, if not installed and used in accordance with the instructions, may cause harmful interference to radio communications. However, there is no guarantee that interference will not occur in a particular installation. If this equipment does cause harmful interference to radio or television reception, which can be determined by turning the equipment off and on, the user is encouraged to try to correct the interference by one or more of the following measures:

- Reorient or relocate the receiving antenna.
- Increase the separation between the equipment and receiver.
- Connect the equipment into an outlet on a circuit different from that to which the receiver is connected.
- Consult the dealer or an experienced radio/TV technician for help.

This device and its antenna(s) must not be co-located or operation in conjunction with any other antenna or transmitter.

Radiation Exposure Statement

The device has been evaluated to meet general RF exposure requirement in portable exposure condition without restriction.