11G_Ant1_2412_30~1000

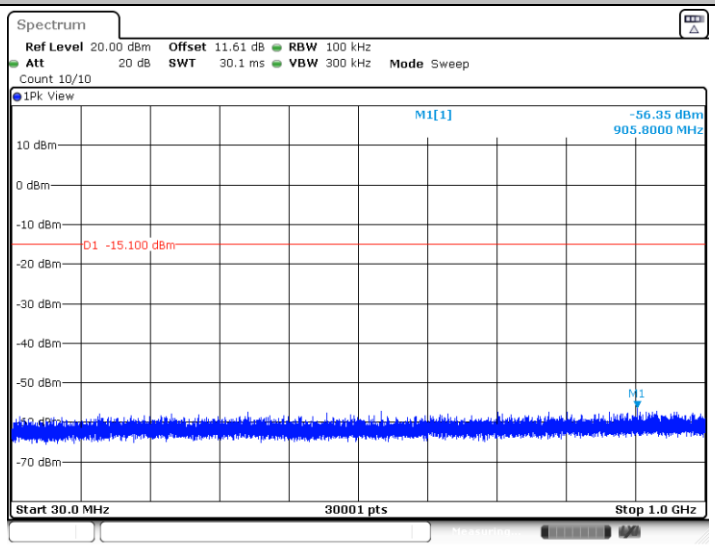

Date: 14.JAN.2024 14:54:16

11G_Ant1_2412_1000~26500

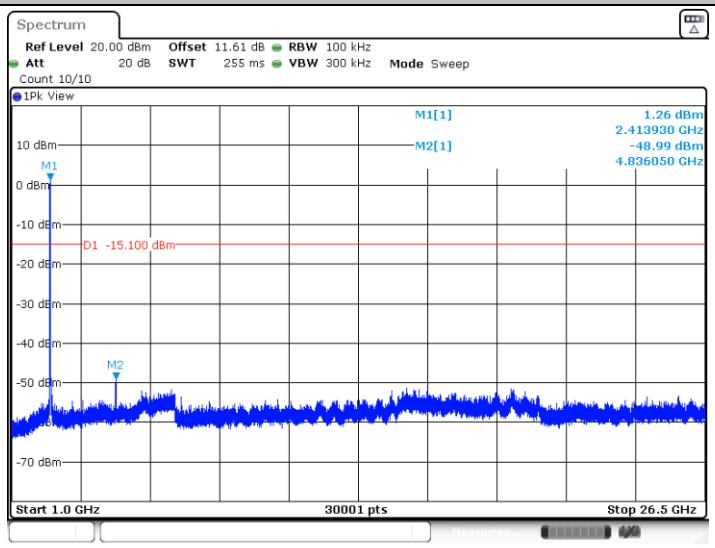

Date: 14.JAN.2024 14:54:32

11G_Ant1_2417_30~1000

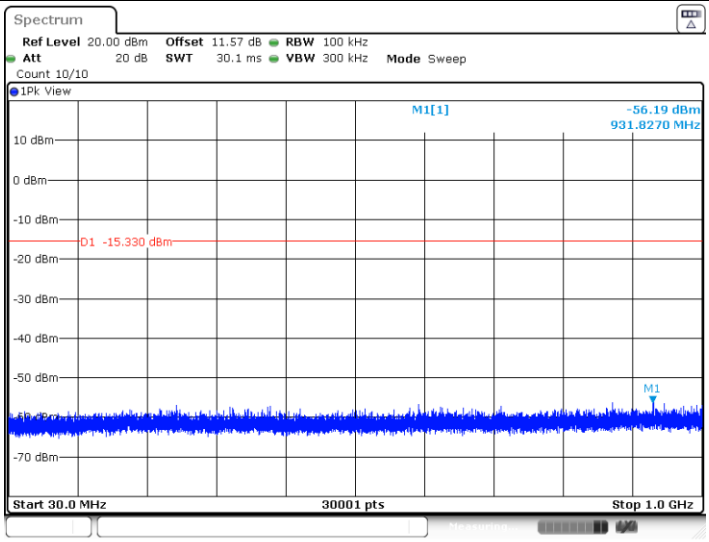

Date: 25.MAR.2024 17:12:22

11G_Ant1_2417_1000~26500

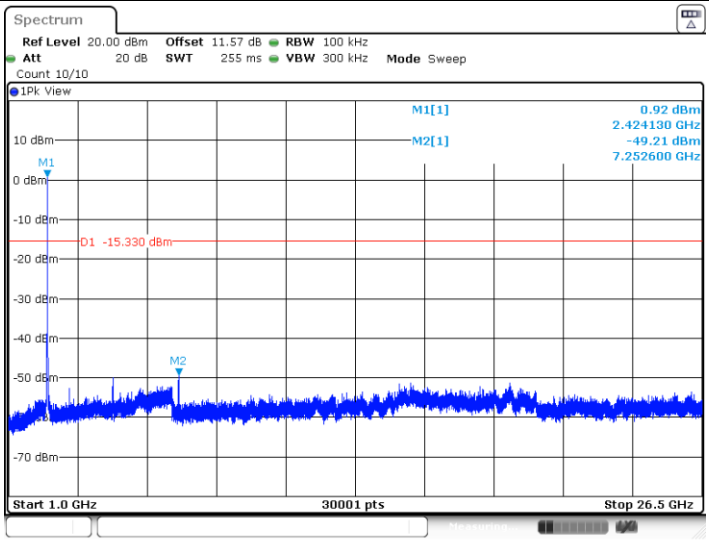

Date: 25.MAR.2024 17:12:38

11G_Ant1_2437_30~1000

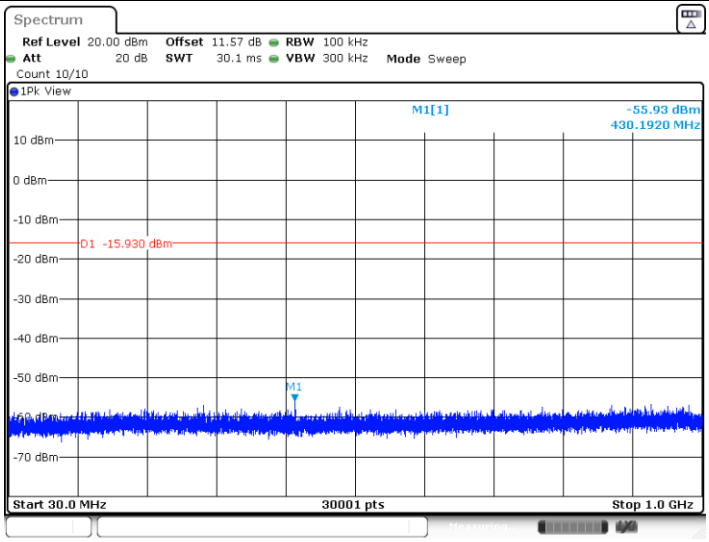

Date: 14.JAN.2024 14:55:45

11G_Ant1_2437_1000~26500

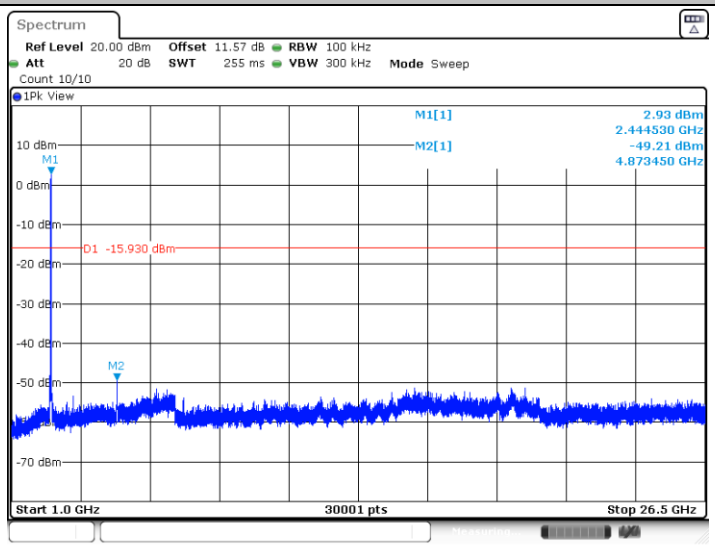

Date: 14.JAN.2024 14:56:01

11G_Ant1_2462_30~1000

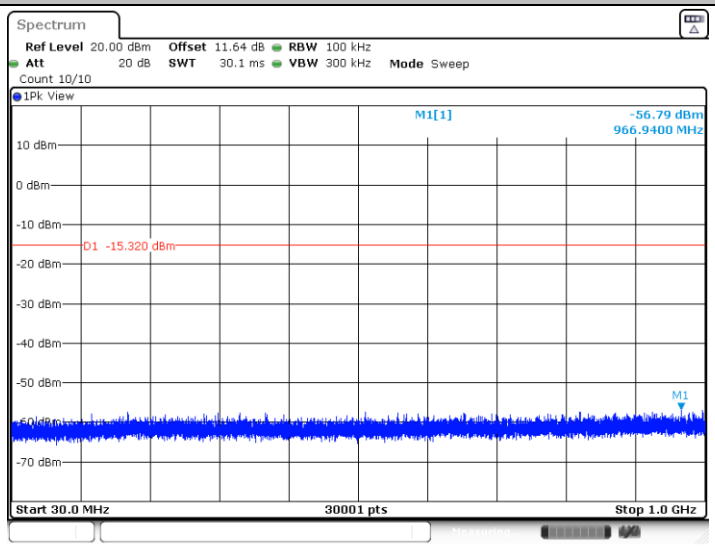

Date: 14.JAN.2024 14:57:16

11G_Ant1_2462_1000~26500

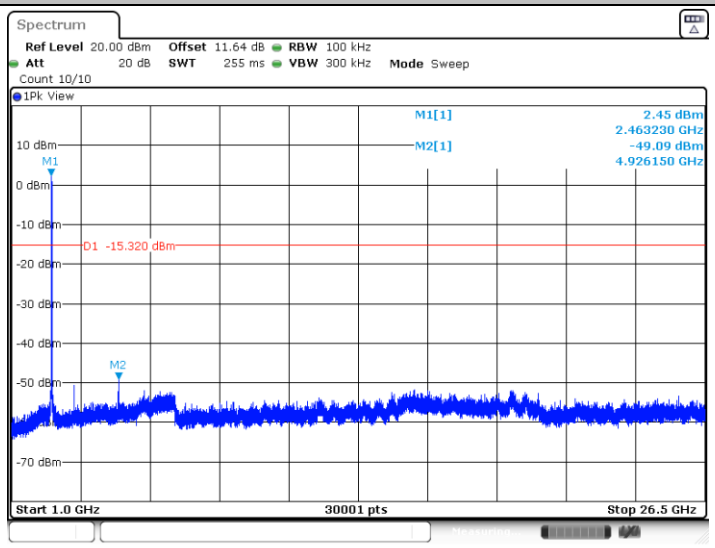

Date: 14.JAN.2024 14:57:32

11N20SISO_Ant1_2412_30~1000

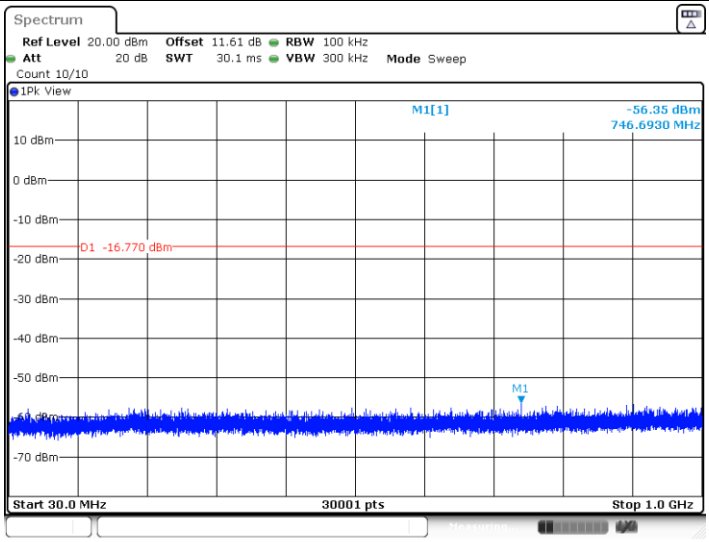

Date: 14.JAN.2024 14:59:24

11N20SISO_Ant1_2412_1000~26500

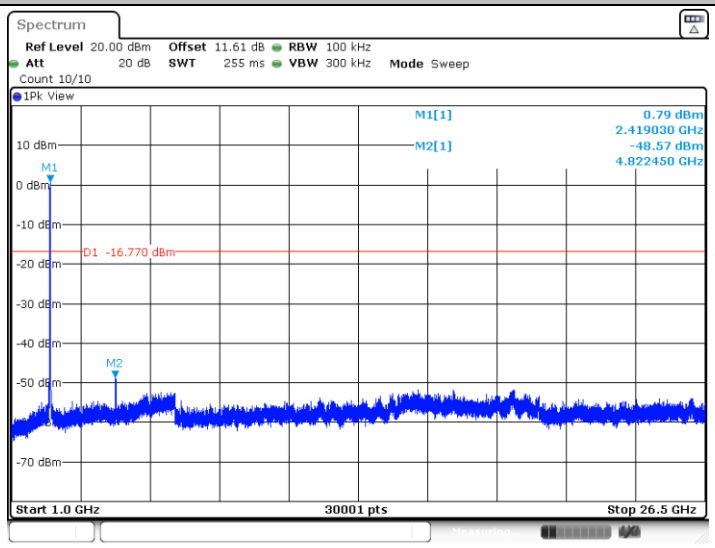

Date: 14.JAN.2024 14:59:39

11N20SISO_Ant1_2417_30~1000

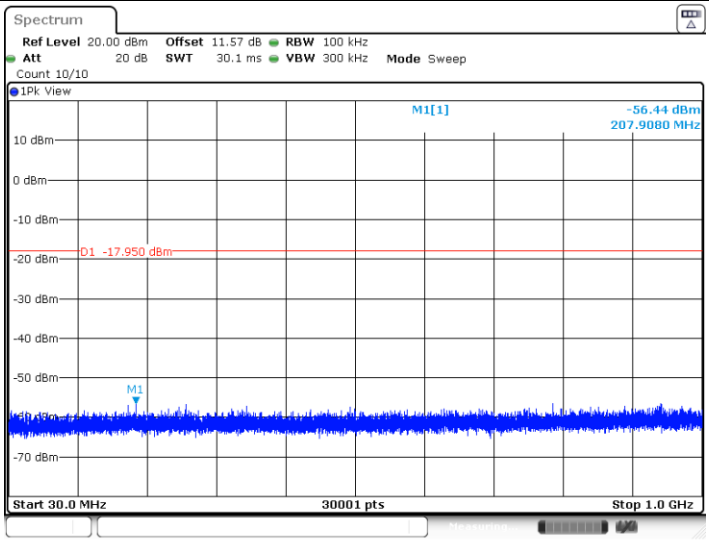

Date: 25.MAR.2024 17:17:28

11N20SISO_Ant1_2417_1000~26500

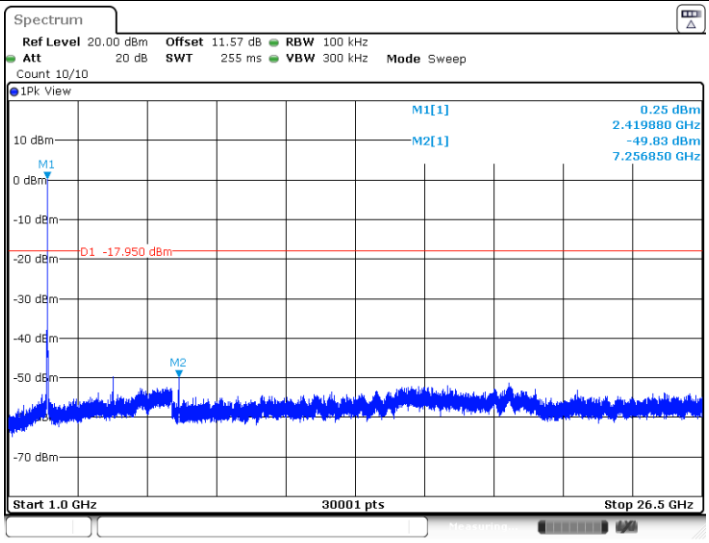

Date: 25.MAR.2024 17:17:45

11N20SISO_Ant1_2437_30~1000

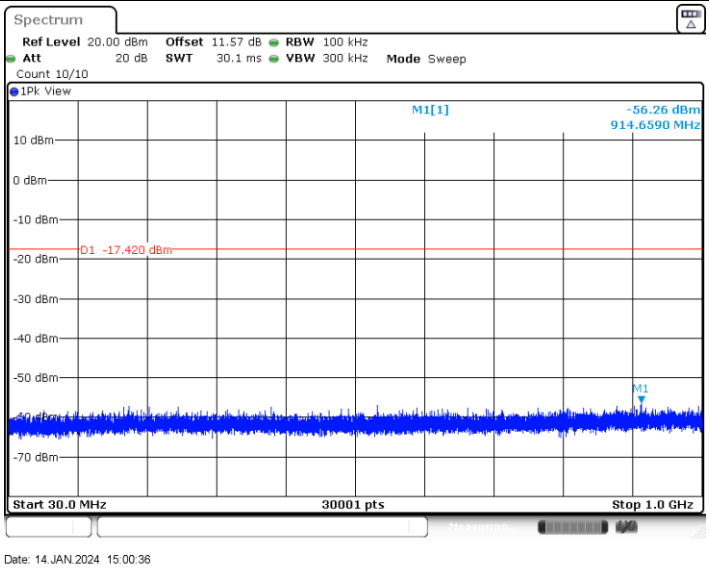

11N20SISO_Ant1_2437_1000~26500

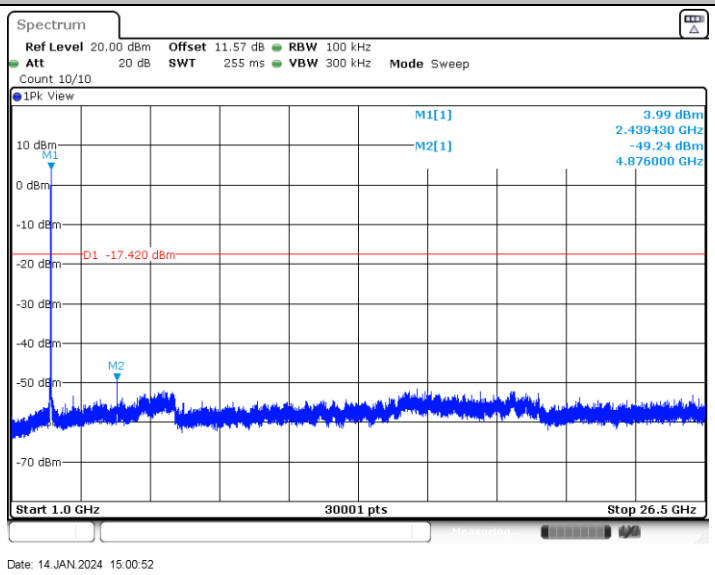

11N20SISO_Ant1_2462_30~1000

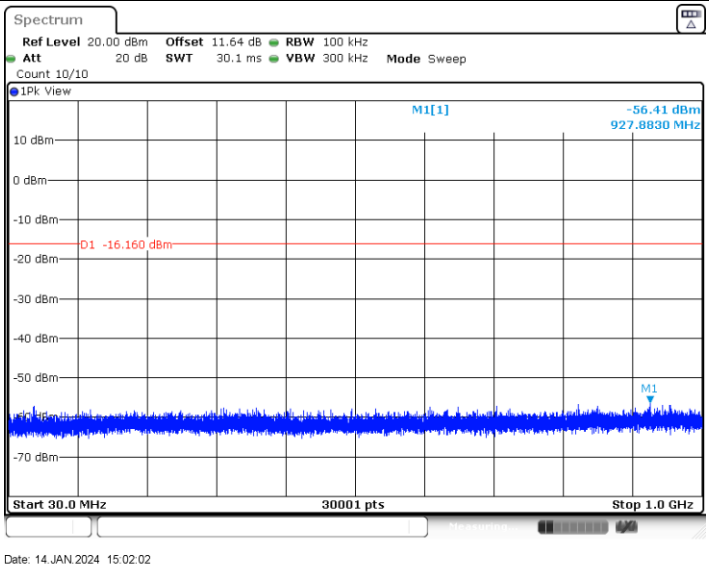

Date: 14.JAN.2024 15:02:02

11N20SISO_Ant1_2462_1000~26500

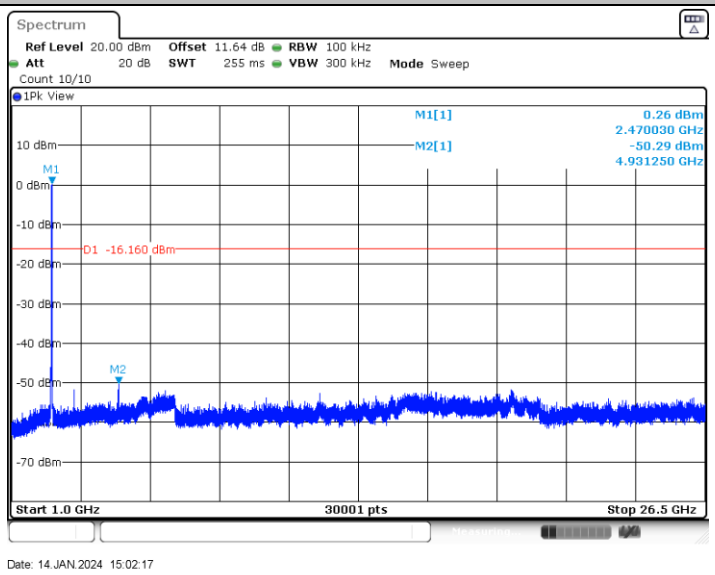

Date: 14.JAN.2024 15:02:17

11N40SISO_Ant1_2422_30~1000

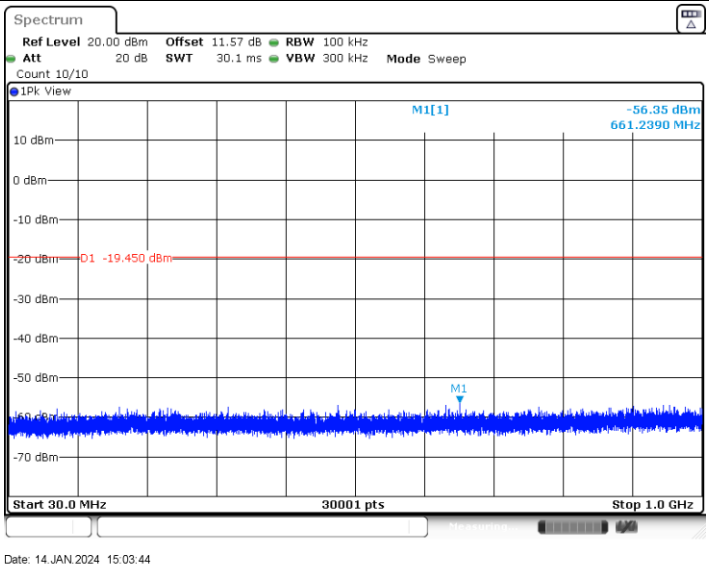

11N40SISO_Ant1_2422_1000~26500

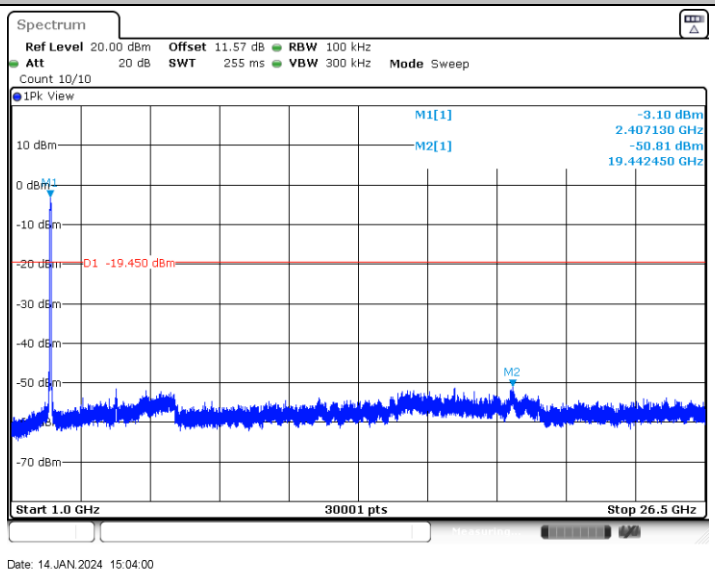

11N40SISO_Ant1_2427_30~1000

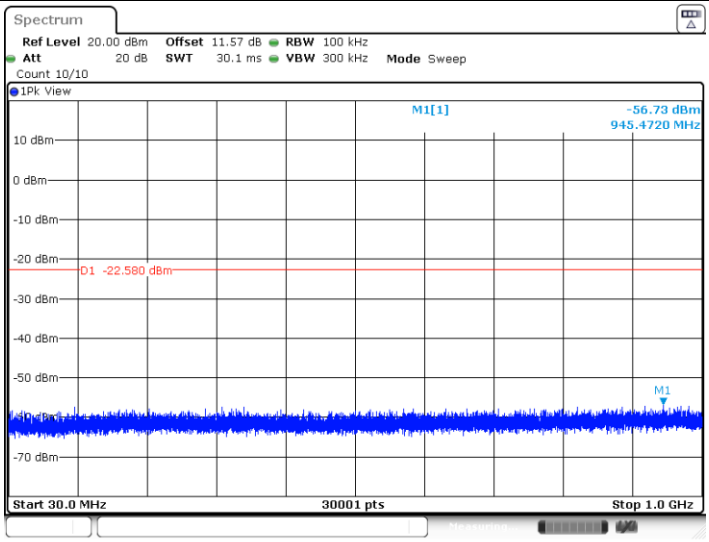

Date: 25.MAR.2024 17:23:19

11N40SISO_Ant1_2427_1000~26500

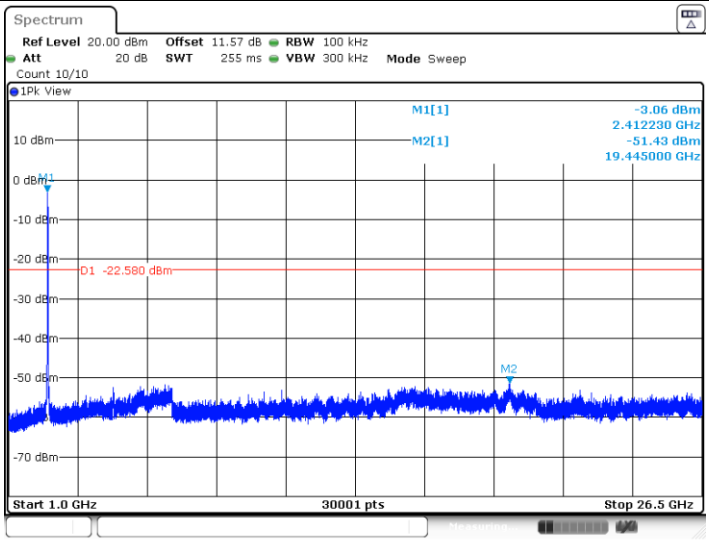

Date: 25.MAR.2024 17:23:36

11N40SISO_Ant1_2432_30~1000

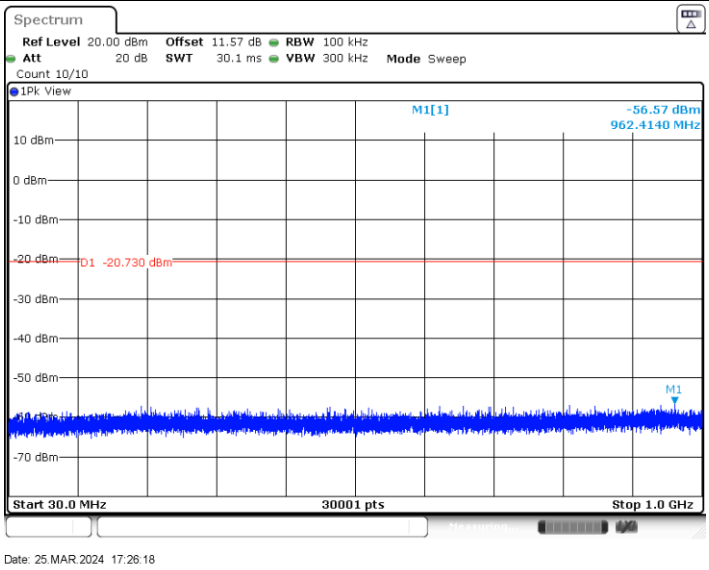

11N40SISO_Ant1_2432_1000~26500

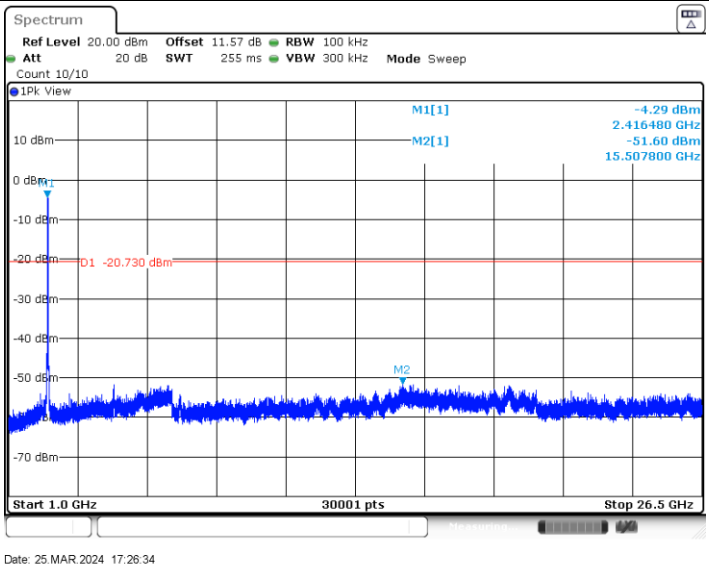

11N40SISO_Ant1_2437_30~1000

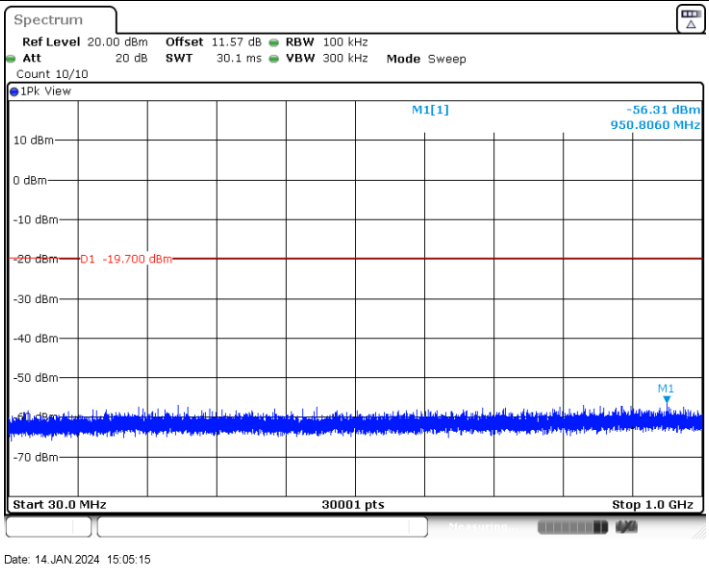

11N40SISO_Ant1_2437_1000~26500

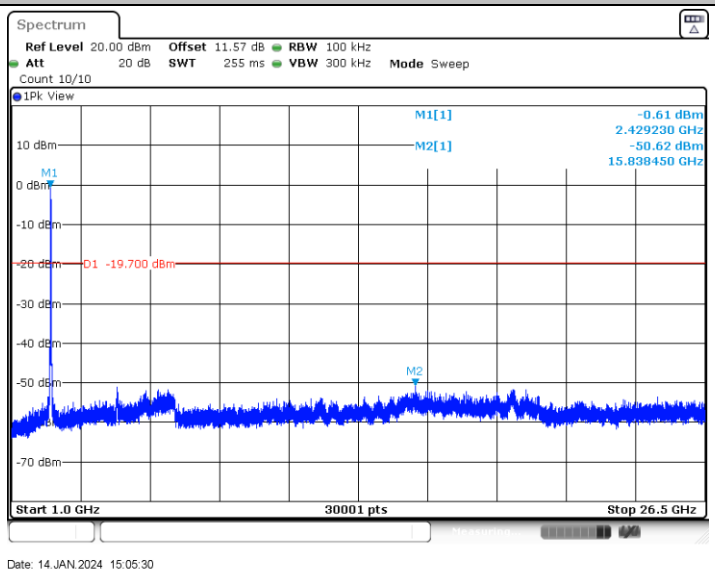

11N40SISO_Ant1_2452_30~1000

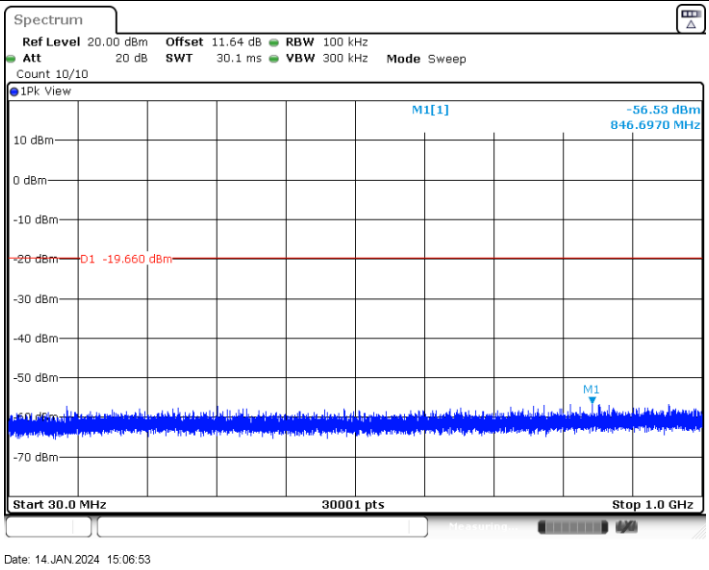

11N40SISO_Ant1_2452_1000~26500

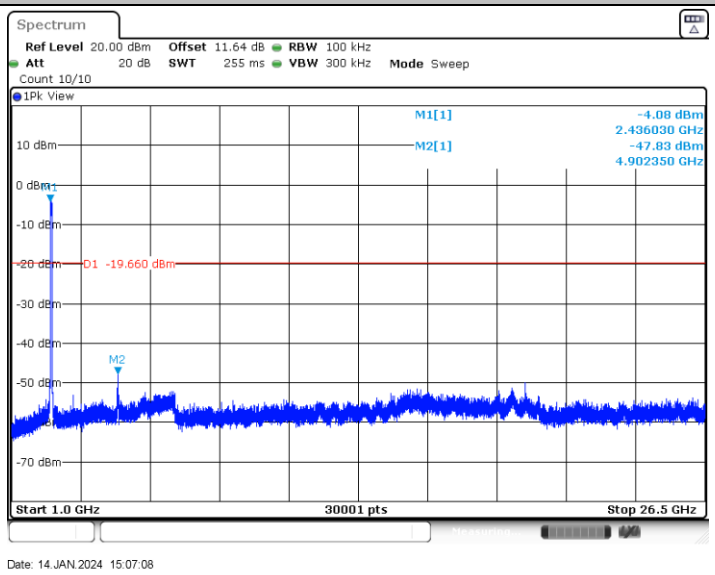

Appendix B. AC Conducted Emission Test Results

Test Engineer :	Amos Zhang	**Temperature :**	25.3~26.2℃
		Relative Humidity :	38~40%
Test Voltage :	120Vac / 60Hz	**2.4G Phase :**	Line
Remark :	All emissions not reported here are more than 10 dB below the prescribed limit.		

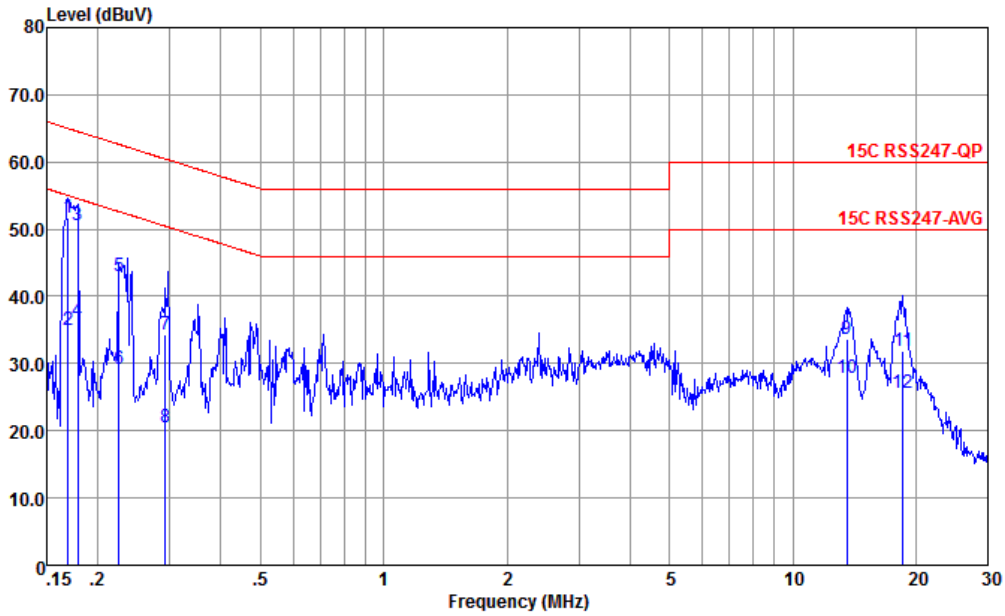

Site : CO01-KS
Condition : 15C RSS247-QP LISN-060105-L 2023 LINE

	Freq	Level	Over Limit	Limit Line	Read Level	LISN Factor	Cable Loss	Remark
	MHz	dBuV	dB	dBuV	dBuV	dB	dB	
1 *	0.169	51.66	-13.33	64.99	41.20	0.04	10.42	QP
2	0.169	35.06	-19.93	54.99	24.60	0.04	10.42	Average
3	0.179	50.65	-13.90	64.55	40.20	0.04	10.41	QP
4	0.179	36.25	-18.30	54.55	25.80	0.04	10.41	Average
5	0.226	43.02	-19.59	62.61	32.60	0.03	10.39	QP
6	0.226	29.12	-23.49	52.61	18.70	0.03	10.39	Average
7	0.292	34.28	-26.18	60.46	23.90	0.04	10.34	QP
8	0.292	20.58	-29.88	50.46	10.20	0.04	10.34	Average
9	13.551	33.58	-26.42	60.00	22.60	-0.13	11.11	QP
10	13.551	27.88	-22.12	50.00	16.90	-0.13	11.11	Average
11	18.622	31.90	-28.10	60.00	20.90	-0.31	11.31	QP
12	18.622	25.70	-24.30	50.00	14.70	-0.31	11.31	Average

Test Engineer :	Amos Zhang	**Temperature :**	25.3~26.2℃
		Relative Humidity :	38~40%
Test Voltage :	120Vac / 60Hz	**2.4G Phase :**	Neutral
Remark :	All emissions not reported here are more than 10 dB below the prescribed limit.		

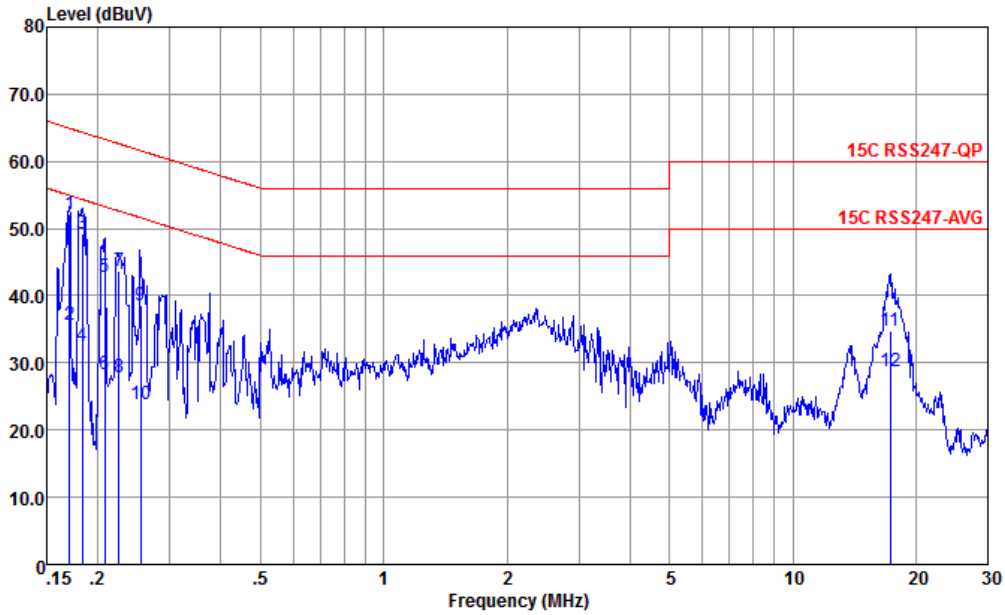

Site : CO01-KS
Condition : 15C RSS247-QP LISN-060105-N 2023 NEUTRAL

		Freq	Level	Over Limit	Limit Line	Read Level	LISN Factor	Cable Loss	Remark
		MHz	dBuV	dB	dBuV	dBuV	dB	dB	
1	*	0.170	52.06	-12.88	64.94	41.60	0.04	10.42	QP
2		0.170	35.56	-19.38	54.94	25.10	0.04	10.42	Average
3		0.183	49.16	-15.17	64.33	38.70	0.05	10.41	QP
4		0.183	32.56	-21.77	54.33	22.10	0.05	10.41	Average
5		0.208	42.74	-20.53	63.27	32.30	0.04	10.40	QP
6		0.208	28.34	-24.93	53.27	17.90	0.04	10.40	Average
7		0.226	43.71	-18.90	62.61	33.30	0.02	10.39	QP
8		0.226	27.81	-24.80	52.61	17.40	0.02	10.39	Average
9		0.255	38.56	-23.04	61.60	28.20	0.00	10.36	QP
10		0.255	23.86	-27.74	51.60	13.50	0.00	10.36	Average
11		17.291	34.69	-25.31	60.00	23.60	-0.18	11.27	QP
12		17.291	28.69	-21.31	50.00	17.60	-0.18	11.27	Average

Note:

1. Level(dBμV) = Read Level(dBμV) + LISN Factor(dB) + Cable Loss(dB)
2. Over Limit(dB) = Level(dBμV) – Limit Line(dBμV)

Appendix C. Radiated Spurious Emission Test Data

Test Engineer :	levi zhao	Relative Humidity :	41 ~ 42 %
		Temperature :	22 ~ 23 ℃

Radiated Spurious Emission Test Modes

Mode	Band (MHz)	Antenna	Modulation	Channel	Frequency	Data Rate	RU	Remark
Mode 1	2400-2483.5	1	802.11b	01	2412	1Mbps	-	-
Mode 2	2400-2483.5	1	802.11b	06	2437	1Mbps	-	-
Mode 3	2400-2483.5	1	802.11b	11	2462	1Mbps	-	-
Mode 4	2400-2483.5	1	802.11g	01	2412	6Mbps	-	-
Mode 5	2400-2483.5	1	802.11g	06	2437	6Mbps	-	-
Mode 6	2400-2483.5	1	802.11g	11	2462	6Mbps	-	-
Mode 7	2400-2483.5	1	802.11n HT20	01	2412	MCS0	-	-
Mode 8	2400-2483.5	1	802.11n HT20	06	2437	MCS0	-	-
Mode 9	2400-2483.5	1	802.11n HT20	11	2462	MCS0	-	-
Mode 10	2400-2483.5	1	802.11n HT40	03	2422	MCS0	-	-
Mode 11	2400-2483.5	1	802.11n HT40	06	2437	MCS0	-	-
Mode 12	2400-2483.5	1	802.11n HT40	09	2452	MCS0	-	-
Mode 13	2400-2483.5	1	802.11g	02	2417	6Mbps	-	-
Mode 14	2400-2483.5	1	802.11n HT20	02	2417	MCS0	-	-
Mode 15	2400-2483.5	1	802.11n HT40	04	2427	MCS0	-	-
Mode 16	2400-2483.5	1	802.11n HT40	05	2432	MCS0	-	-

Summary of each worse mode

Mode	Modulation	Ch.	Freq. (MHz)	Level (dBuV/m)	Limit (dBuV/m)	Margin (dB)	Pol.	Peak Avg.	Result	Remark
1	802.11b	01	1038.00	49.79	54.00	-4.21	H	Average	Pass	Band Edge
	802.11b	01	4824.00	50.75	54.00	-3.25	H	AVERAGE	Pass	Harmonic
2	802.11b	06	-	-	-	-	-	-	-	Band Edge
	802.11b	06	4874.00	50.90	54.00	-3.10	H	AVERAGE	Pass	Harmonic
3	802.11b	11	1038.00	49.77	54.00	-4.23	H	Average	Pass	Band Edge
	802.11b	11	4924.00	50.71	54.00	-3.29	H	AVERAGE	Pass	Harmonic
4	802.11g	01	2389.95	52.33	54.00	-1.67	H	AVERAGE	Pass	Band Edge
	802.11g	01	4824.00	40.08	54.00	-13.92	H	AVERAGE	Pass	Harmonic
5	802.11g	06	-	-	-	-	-	-	-	Band Edge
	802.11g	06	7311.00	45.97	54.00	-8.03	H	AVERAGE	Pass	Harmonic
6	802.11g	11	2483.68	52.51	54.00	-1.49	H	AVERAGE	Pass	Band Edge
	802.11g	11	4924.00	45.04	54.00	-8.96	H	AVERAGE	Pass	Harmonic
7	802.11n HT20	01	2389.95	52.31	54.00	-1.69	H	AVERAGE	Pass	Band Edge
	802.11n HT20	01	4824.00	38.52	54.00	-15.48	H	AVERAGE	Pass	Harmonic
8	802.11n HT20	06	-	-	-	-	-	-	-	Band Edge
	802.11n HT20	06	7311.00	43.08	54.00	-10.92	H	AVERAGE	Pass	Harmonic
9	802.11n HT20	11	2483.50	52.31	54.00	-1.69	H	AVERAGE	Pass	Band Edge
	802.11n HT20	11	4924.00	45.45	54.00	-8.55	H	AVERAGE	Pass	Harmonic
10	802.11n HT40	03	2389.95	52.61	54.00	-1.39	H	AVERAGE	Pass	Band Edge
	802.11n HT40	03	7266.00	40.69	54.00	-13.31	H	AVERAGE	Pass	Harmonic
11	802.11n HT40	06	1038.00	50.93	54.00	-3.07	H	Average	Pass	Band Edge
	802.11n HT40	06	7311.00	39.66	54.00	-14.34	H	AVERAGE	Pass	Harmonic
12	802.11n HT40	09	2483.50	52.36	54.00	-1.64	H	AVERAGE	Pass	Band Edge
	802.11n HT40	09	4904.00	40.27	54.00	-13.73	H	AVERAGE	Pass	Harmonic
13	802.11g	02	2389.82	52.10	54.00	-1.90	H	AVERAGE	Pass	Band Edge
	802.11g	02	7251.00	51.97	54.00	-2.03	H	AVERAGE	Pass	Harmonic
14	802.11n HT20	02	2389.95	51.33	54.00	-2.67	H	AVERAGE	Pass	Band Edge
	802.11n HT20	02	7251.00	51.19	54.00	-2.81	H	AVERAGE	Pass	Harmonic
15	802.11n HT40	04	2389.97	52.12	54.00	-1.88	H	AVERAGE	Pass	Band Edge
	802.11n HT40	04	7281.00	39.12	54.00	-14.88	H	AVERAGE	Pass	Harmonic
16	802.11n HT40	05	2389.82	52.38	54.00	-1.62	H	AVERAGE	Pass	Band Edge
	802.11n HT40	05	7296.00	43.77	54.00	-10.23	H	AVERAGE	Pass	Harmonic

Mode	1	
	Band Edge	
	2400-2483.5_802.11b_CH01_2412MHz	
ANT	1	
Pol.	Horizontal	Fundamental
Peak	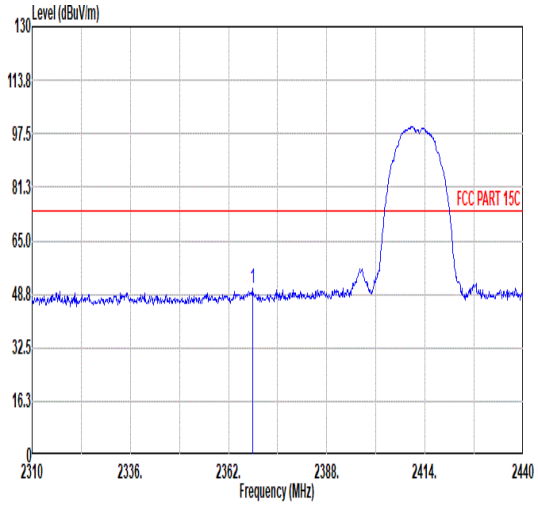 Freq Level Limit Line Margin Read Level Ant Factor Cable Loss Preamp Factor Aux Factor APos TPos Remark MHz dBuV/m dBuV/m dB dBuV dB/m dB dB dB cm deg 1 2368.37 50.36 74.00 -23.64 42.34 32.01 7.07 37.06 6.00 155 244 PEAK	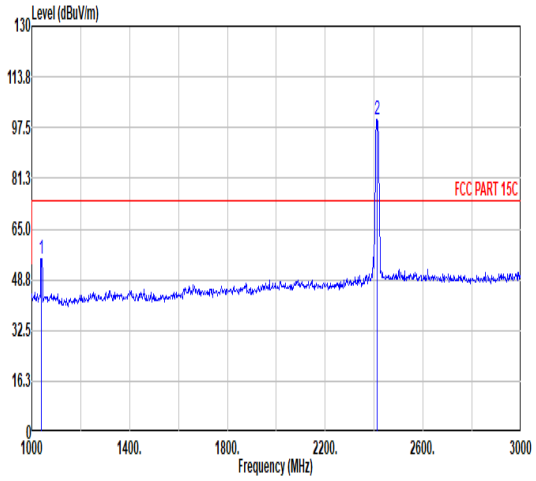 Freq Level Limit Line Margin Read Level Ant Factor Cable Loss Preamp Factor Aux Factor APos TPos Remark MHz dBuV/m dBuV/m dB dBuV dB/m dB dB dB cm deg 1 1038.00 55.63 74.00 -18.37 54.04 28.13 4.67 37.21 6.00 155 244 Peak 2 2412.00 100.16 ------ ------ 91.89 32.15 7.14 37.02 6.00 155 244 PEAK
Avg	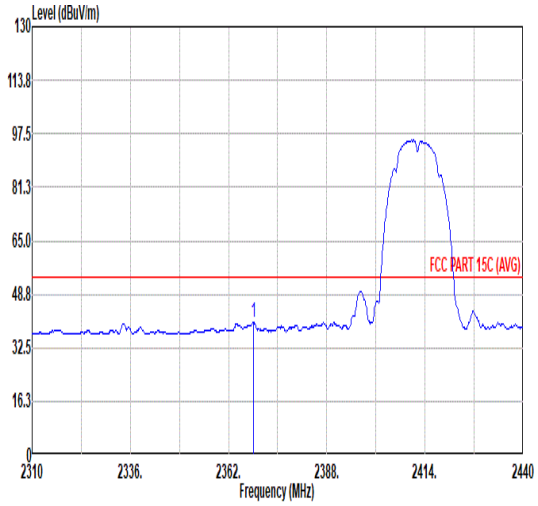 Freq Level Limit Line Margin Read Level Ant Factor Cable Loss Preamp Factor Aux Factor APos TPos Remark MHz dBuV/m dBuV/m dB dBuV dB/m dB dB dB cm deg 1 2368.63 40.30 54.00 -13.70 32.28 32.01 7.07 37.06 6.00 155 244 AVERAGE	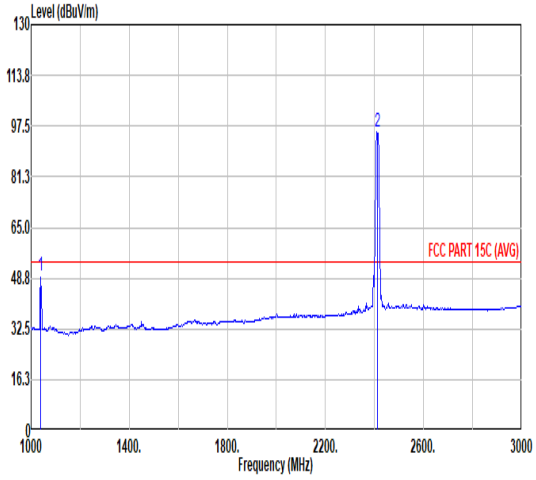 Freq Level Limit Line Margin Read Level Ant Factor Cable Loss Preamp Factor Aux Factor APos TPos Remark MHz dBuV/m dBuV/m dB dBuV dB/m dB dB dB cm deg 1 1038.00 49.79 54.00 -4.21 48.20 28.13 4.67 37.21 6.00 155 244 Average 2 2412.00 95.43 ------ ------ 87.16 32.15 7.14 37.02 6.00 155 244 AVERAGE

Mode	1	
	Band Edge	
	2400-2483.5_802.11b_CH01_2412MHz	
ANT	1	
Pol.	Vertical	Fundamental
Peak	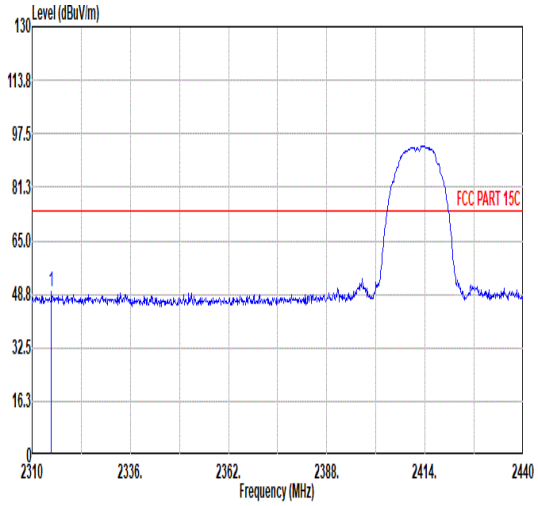 Freq Level Limit Line Margin Read Level Ant Factor Cable Loss Preamp Factor Aux Factor APos TPos Remark MHz dBuV/m dBuV/m dB dBuV dB/m dB dB dB cm deg 1 2315.07 49.55 74.00 -24.45 41.79 31.85 6.99 37.08 6.00 300 168 PEAK	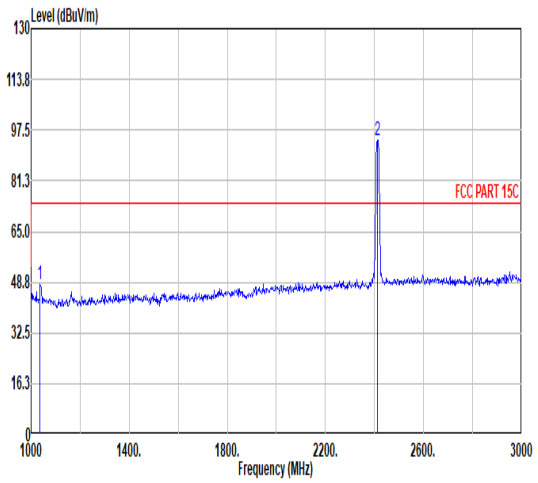 Freq Level Limit Line Margin Read Level Ant Factor Cable Loss Preamp Factor Aux Factor APos TPos Remark MHz dBuV/m dBuV/m dB dBuV dB/m dB dB dB cm deg 1 1036.00 47.89 74.00 -26.11 46.27 28.16 4.67 37.21 6.00 300 168 Peak 2 2412.00 94.33 ------ ------ 86.03 32.17 7.14 37.01 6.00 300 168 PEAK
Avg	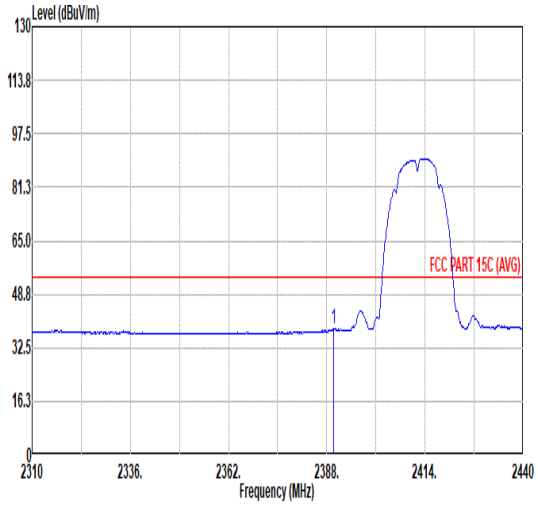 Freq Level Limit Line Margin Read Level Ant Factor Cable Loss Preamp Factor Aux Factor APos TPos Remark MHz dBuV/m dBuV/m dB dBuV dB/m dB dB dB cm deg 1 2389.82 38.08 54.00 -15.92 29.95 32.07 7.11 37.05 6.00 300 168 AVERAGE	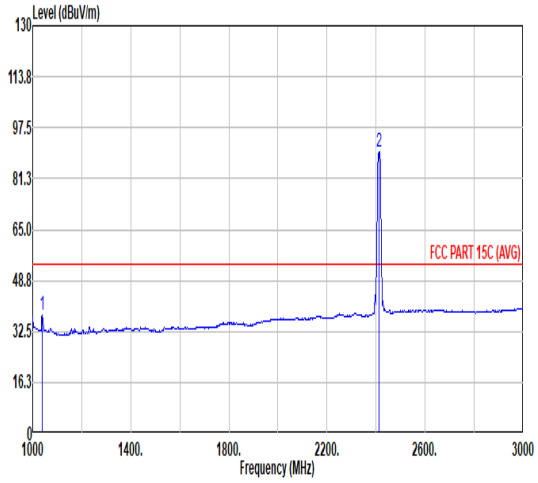 Freq Level Limit Line Margin Read Level Ant Factor Cable Loss Preamp Factor Aux Factor APos TPos Remark MHz dBuV/m dBuV/m dB dBuV dB/m dB dB dB cm deg 1 1038.00 37.90 54.00 -16.10 36.31 28.13 4.67 37.21 6.00 300 168 Average 2 2412.00 89.84 ------ ------ 81.54 32.17 7.14 37.01 6.00 300 168 AVERAGE

Mode	1	
	Harmonic	
	2400-2483.5_802.11b_CH01_2412MHz	
ANT	1	
Pol.	Horizontal	Vertical
Peak Avg	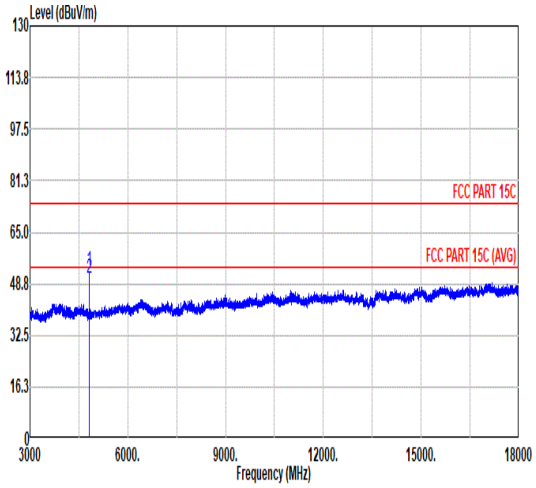 Freq Level Limit Line Margin Read Level Ant Factor Cable Loss Preamp Factor Aux Factor APos TPos Remark MHz dBuV/m dBuV/m dB dBuV dB/m dB dB dB cm deg 1 4824.00 52.84 74.00 -21.16 73.96 33.90 10.23 65.25 0.00 100 313 PEAK 2 4824.00 50.75 54.00 -3.25 71.87 33.90 10.23 65.25 0.00 100 313 AVERAGE	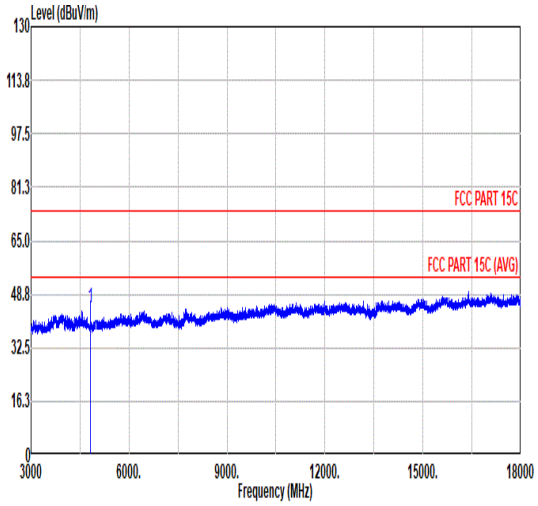 Freq Level Limit Line Margin Read Level Ant Factor Cable Loss Preamp Factor Aux Factor APos TPos Remark MHz dBuV/m dBuV/m dB dBuV dB/m dB dB dB cm deg 1 4824.00 44.44 74.00 -29.56 65.56 33.90 10.23 65.25 0.00 -- -- PEAK

Mode	2	
	Harmonic	
	2400-2483.5_802.11b_CH06_2437MHz	
ANT	1	
Pol.	Horizontal	Vertical
Peak Avg	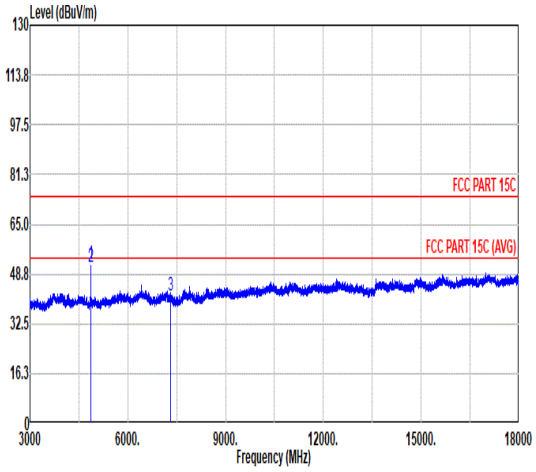 Freq Level Limit Line Margin Read Level Ant Factor Cable Loss Preamp Factor Aux Factor APos TPos Remark MHz dBuV/m dBuV/m dB dBuV dB/m dB dB dB cm deg 1 4874.00 52.18 74.00 -21.82 73.26 33.90 10.29 65.27 0.00 100 312 PEAK 2 4874.00 50.90 54.00 -3.10 71.98 33.90 10.29 65.27 0.00 100 312 AVERAGE 3 7311.00 41.46 74.00 -32.54 59.49 35.70 12.72 66.45 0.00 -- -- PEAK	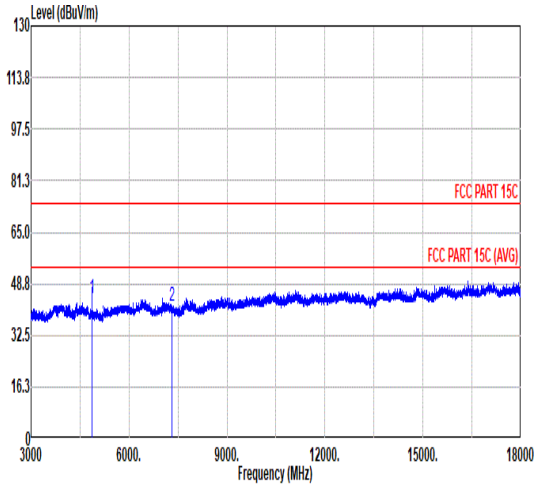 Freq Level Limit Line Margin Read Level Ant Factor Cable Loss Preamp Factor Aux Factor APos TPos Remark MHz dBuV/m dBuV/m dB dBuV dB/m dB dB dB cm deg 1 4874.00 44.12 74.00 -29.88 65.20 33.90 10.29 65.27 0.00 -- -- PEAK 2 7311.00 41.78 74.00 -32.22 59.81 35.70 12.72 66.45 0.00 -- -- PEAK

Mode	3	
	Band Edge - L	
	2400-2483.5_802.11b_CH11_2462MHz	
ANT	1	
Pol.	Horizontal	Fundamental
Peak	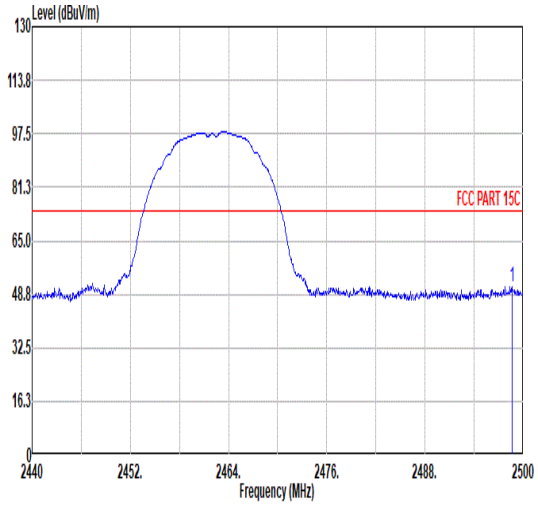 Freq Level Limit Line Margin Read Level Ant Factor Cable Loss Preamp Factor Aux Factor APos TPos Remark MHz dBuV/m dBuV/m dB dBuV dB/m dB dB dB cm deg 1 2498.62 51.21 74.00 -22.79 42.15 32.59 7.28 36.81 6.00 196 245 PEAK	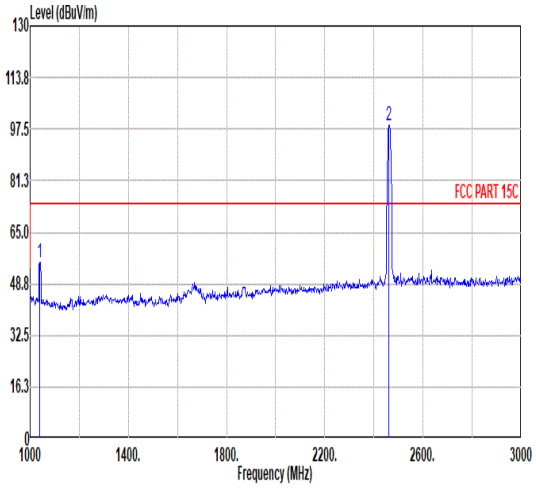 Freq Level Limit Line Margin Read Level Ant Factor Cable Loss Preamp Factor Aux Factor APos TPos Remark MHz dBuV/m dBuV/m dB dBuV dB/m dB dB dB cm deg 1 1038.00 55.47 74.00 -18.53 53.88 28.13 4.67 37.21 6.00 196 245 Peak 2 2462.00 98.56 ------ ------ 89.81 32.42 7.22 36.89 6.00 196 245 PEAK
Avg	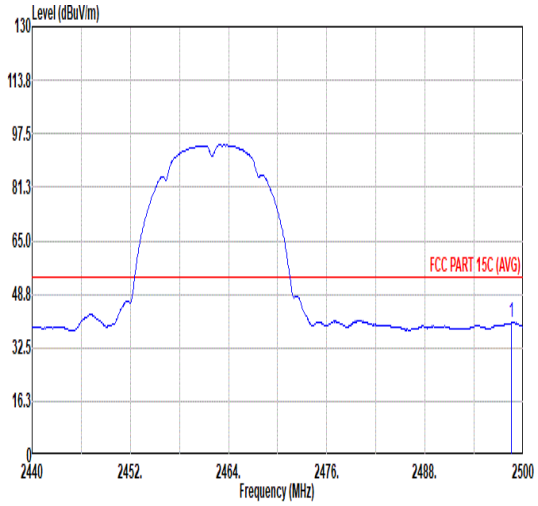 Freq Level Limit Line Margin Read Level Ant Factor Cable Loss Preamp Factor Aux Factor APos TPos Remark MHz dBuV/m dBuV/m dB dBuV dB/m dB dB dB cm deg 1 2498.56 40.19 54.00 -13.81 31.13 32.59 7.28 36.81 6.00 196 245 AVERAGE	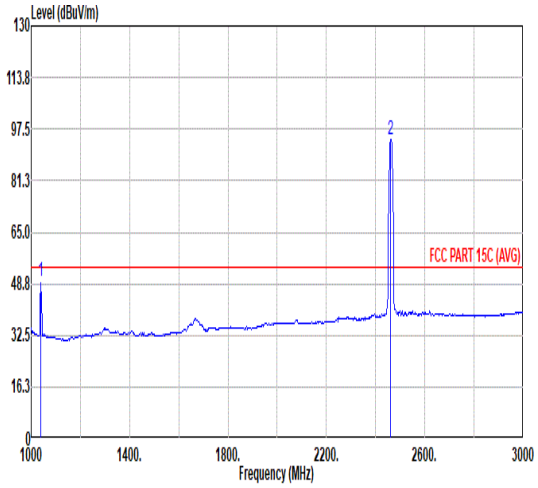 Freq Level Limit Line Margin Read Level Ant Factor Cable Loss Preamp Factor Aux Factor APos TPos Remark MHz dBuV/m dBuV/m dB dBuV dB/m dB dB dB cm deg 1 1038.00 49.77 54.00 -4.23 48.18 28.13 4.67 37.21 6.00 196 245 Average 2 2462.00 94.07 ------ ------ 85.34 32.41 7.22 36.90 6.00 196 245 AVERAGE

Mode	3	
	Band Edge - L	
	2400-2483.5_802.11b_CH11_2462MHz	
ANT	1	
Pol.	Vertical	Fundamental
Peak	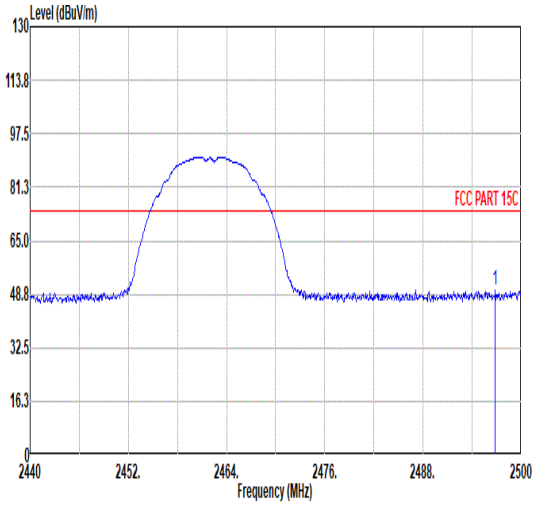 Freq Level Limit Line Margin Read Level Ant Factor Cable Loss Preamp Factor Aux Factor APos TPos Remark MHz dBuV/m dBuV/m dB dBuV dB/m dB dB dB cm deg 1 2496.82 50.05 74.00 -23.95 41.01 32.58 7.28 36.82 6.00 100 331 PEAK	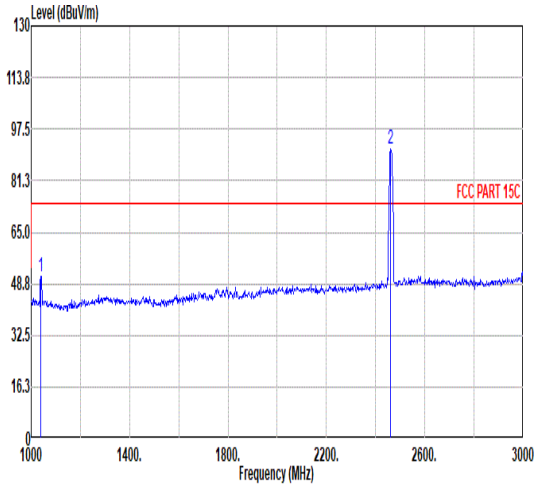 Freq Level Limit Line Margin Read Level Ant Factor Cable Loss Preamp Factor Aux Factor APos TPos Remark MHz dBuV/m dBuV/m dB dBuV dB/m dB dB dB cm deg 1 1038.00 50.96 74.00 -23.04 49.37 28.13 4.67 37.21 6.00 100 331 Peak 2 2462.00 91.14 ------ ------ 82.41 32.41 7.22 36.90 6.00 100 331 PEAK
Avg	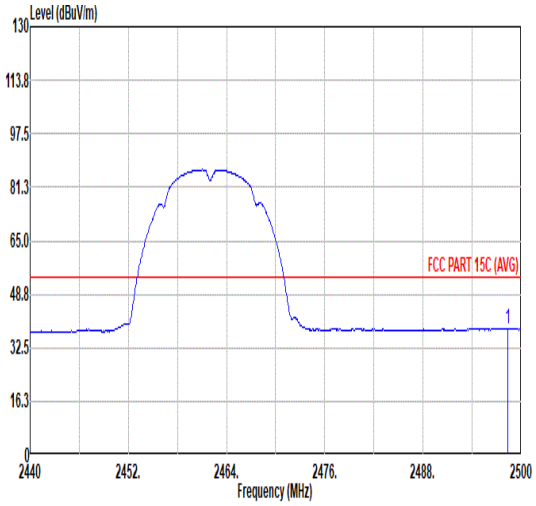 Freq Level Limit Line Margin Read Level Ant Factor Cable Loss Preamp Factor Aux Factor APos TPos Remark MHz dBuV/m dBuV/m dB dBuV dB/m dB dB dB cm deg 1 2498.38 38.51 54.00 -15.49 29.45 32.59 7.28 36.81 6.00 100 331 AVERAGE	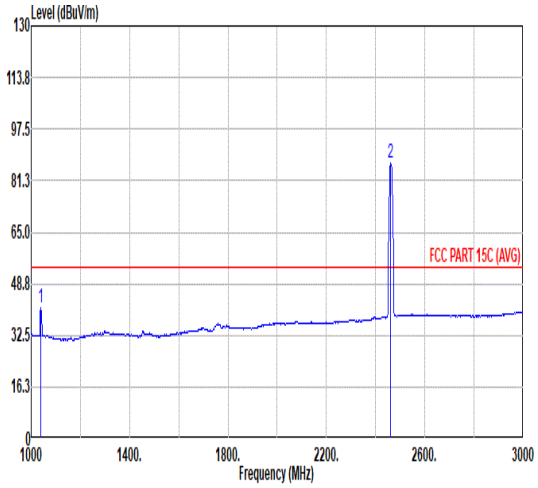 Freq Level Limit Line Margin Read Level Ant Factor Cable Loss Preamp Factor Aux Factor APos TPos Remark MHz dBuV/m dBuV/m dB dBuV dB/m dB dB dB cm deg 1 1038.00 41.17 54.00 -12.83 39.58 28.13 4.67 37.21 6.00 100 331 Average 2 2462.00 86.60 ------ ------ 77.87 32.41 7.22 36.90 6.00 100 331 AVERAGE

Mode	3	
	Harmonic	
	2400-2483.5_802.11b_CH11_2462MHz	
ANT	1	
Pol.	Horizontal	Vertical
Peak Avg	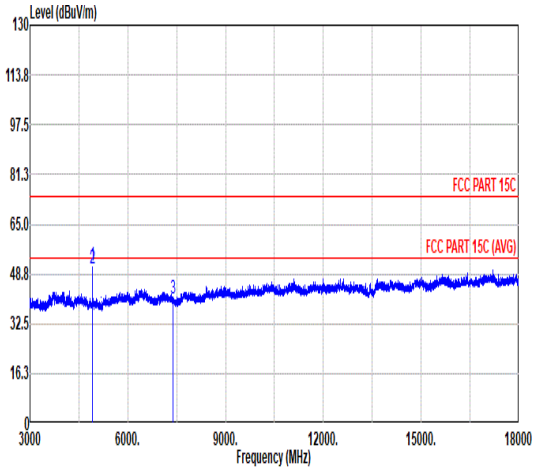 Freq Level Limit Line Margin Read Level Ant Factor Cable Loss Preamp Factor Aux Factor APos TPos Remark MHz dBuV/m dBuV/m dB dBuV dB/m dB dB dB cm deg 1 4924.00 51.53 74.00 -22.47 72.52 33.95 10.35 65.29 0.00 100 11 PEAK 2 4924.00 50.71 54.00 -3.29 71.70 33.95 10.35 65.29 0.00 100 11 AVERAGE 3 7386.00 40.95 74.00 -33.05 59.18 35.70 12.73 66.66 0.00 -- -- PEAK	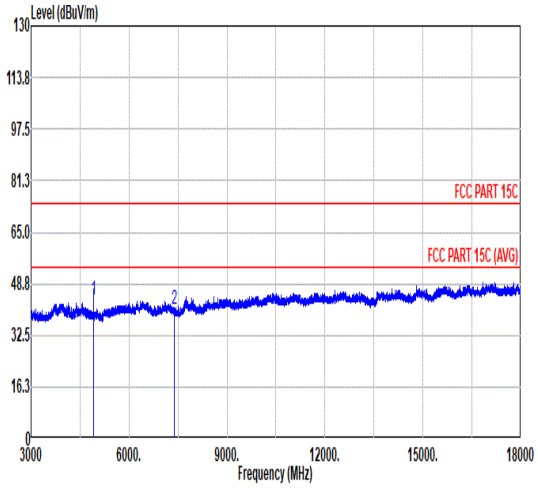 Freq Level Limit Line Margin Read Level Ant Factor Cable Loss Preamp Factor Aux Factor APos TPos Remark MHz dBuV/m dBuV/m dB dBuV dB/m dB dB dB cm deg 1 4924.00 43.72 74.00 -30.28 64.71 33.95 10.35 65.29 0.00 -- -- PEAK 2 7386.00 40.83 74.00 -33.17 59.06 35.70 12.73 66.66 0.00 -- -- PEAK

Mode	4	
	Band Edge	
	2400-2483.5_802.11g_CH01_2412MHz	
ANT	1	
Pol.	Horizontal	Fundamental
Peak	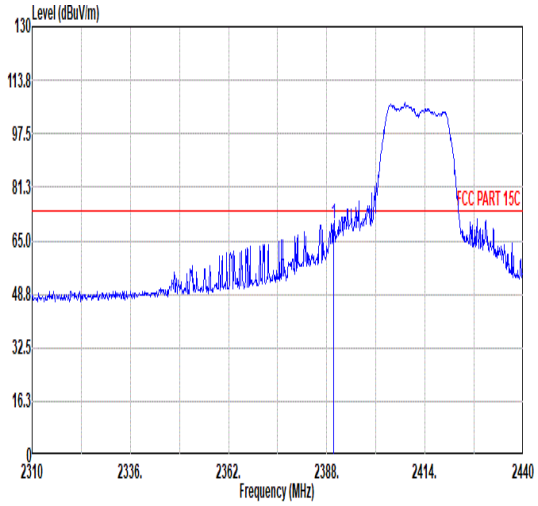 Freq Level Limit Line Margin Read Level Ant Factor Cable Loss Preamp Factor Aux Factor APos TPos Remark MHz dBuV/m dBuV/m dB dBuV dB/m dB dB dB cm deg 1 2389.82 70.39 74.00 -3.61 62.26 32.07 7.11 37.05 6.00 131 249 PEAK	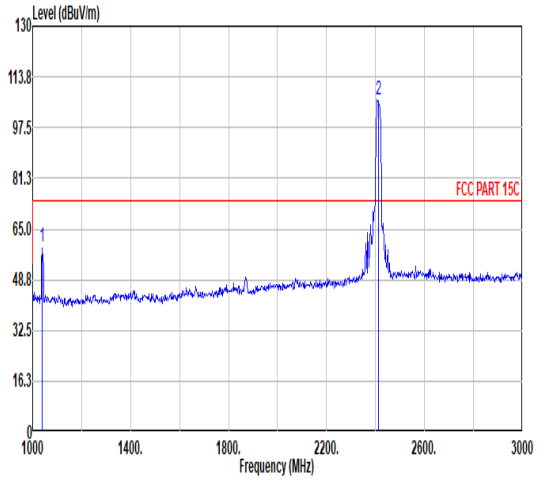 Freq Level Limit Line Margin Read Level Ant Factor Cable Loss Preamp Factor Aux Factor APos TPos Remark MHz dBuV/m dBuV/m dB dBuV dB/m dB dB dB cm deg 1 1040.00 59.17 74.00 -14.83 57.61 28.10 4.67 37.21 6.00 100 213 Peak 2 2412.00 106.68 ------ ------ 98.45 32.13 7.13 37.03 6.00 131 249 PEAK
Avg	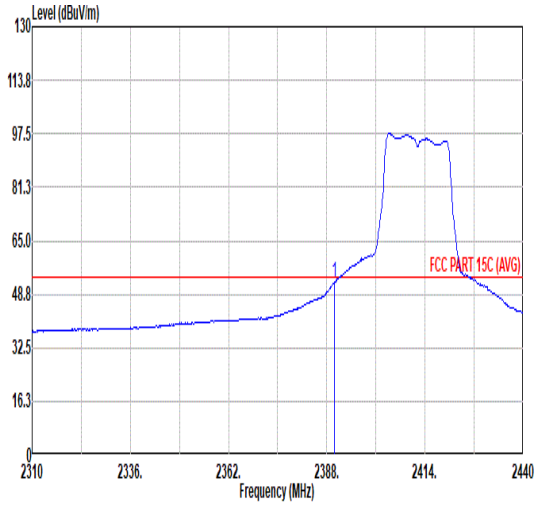 Freq Level Limit Line Margin Read Level Ant Factor Cable Loss Preamp Factor Aux Factor APos TPos Remark MHz dBuV/m dBuV/m dB dBuV dB/m dB dB dB cm deg 1 2389.95 52.33 54.00 -1.67 44.20 32.07 7.11 37.05 6.00 131 249 AVERAGE	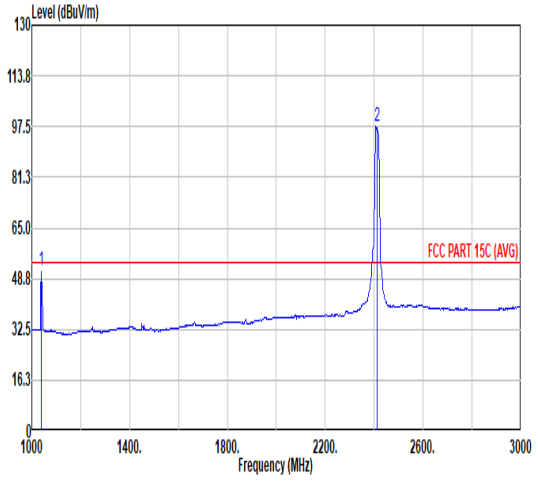 Freq Level Limit Line Margin Read Level Ant Factor Cable Loss Preamp Factor Aux Factor APos TPos Remark MHz dBuV/m dBuV/m dB dBuV dB/m dB dB dB cm deg 1 1038.00 51.69 54.00 -2.31 50.10 28.13 4.67 37.21 6.00 100 213 Average 2 2412.00 97.48 ------ ------ 89.26 32.12 7.13 37.03 6.00 131 249 AVERAGE

Mode	4	
	Band Edge	
	2400-2483.5_802.11g_CH01_2412MHz	
ANT	1	
Pol.	Vertical	Fundamental
Peak	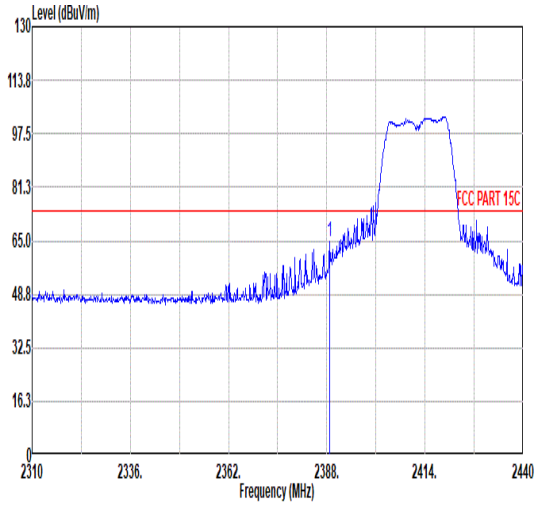 Freq Level Limit Line Margin Read Level Ant Factor Cable Loss Preamp Factor Aux Factor APos TPos Remark MHz dBuV/m dBuV/m dB dBuV dB/m dB dB dB cm deg 1 2388.78 64.58 74.00 -9.42 56.46 32.07 7.10 37.05 6.00 300 167 PEAK	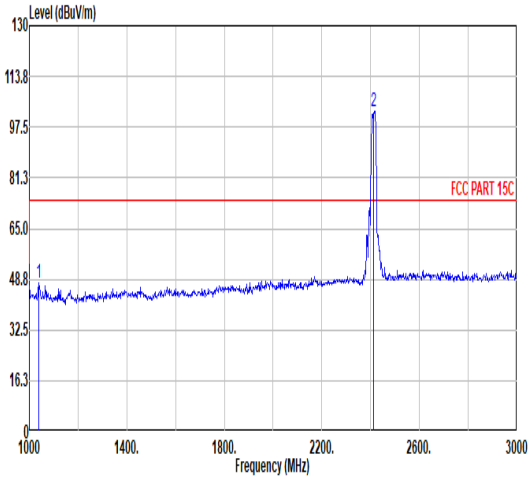 Freq Level Limit Line Margin Read Level Ant Factor Cable Loss Preamp Factor Aux Factor APos TPos Remark MHz dBuV/m dBuV/m dB dBuV dB/m dB dB dB cm deg 1 1040.00 47.69 74.00 -26.31 46.13 28.10 4.67 37.21 6.00 300 167 Peak 2 2412.00 102.68 ------ ------ 94.32 32.20 7.15 36.99 6.00 300 167 PEAK
Avg	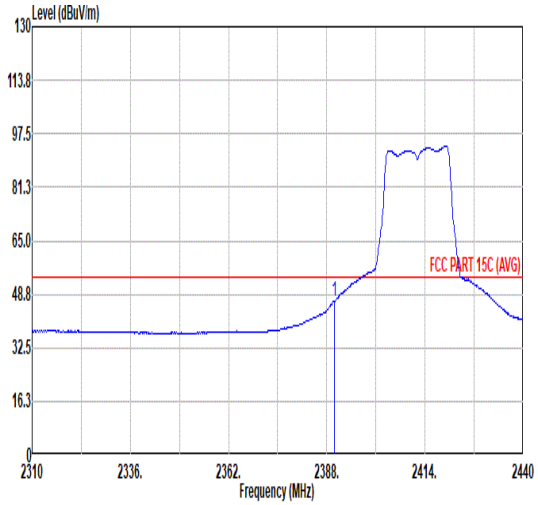 Freq Level Limit Line Margin Read Level Ant Factor Cable Loss Preamp Factor Aux Factor APos TPos Remark MHz dBuV/m dBuV/m dB dBuV dB/m dB dB dB cm deg 1 2389.95 46.74 54.00 -7.26 38.61 32.07 7.11 37.05 6.00 300 167 AVERAGE	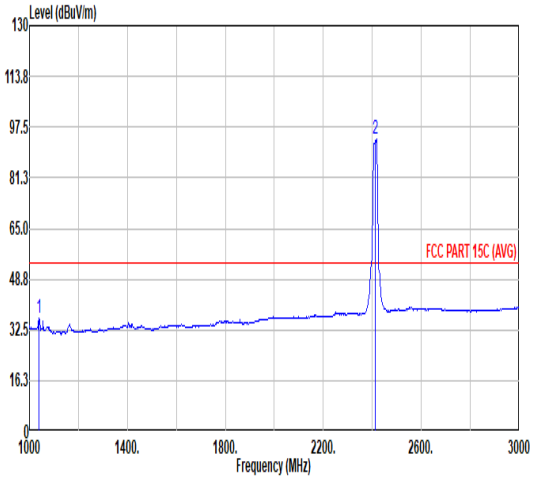 Freq Level Limit Line Margin Read Level Ant Factor Cable Loss Preamp Factor Aux Factor APos TPos Remark MHz dBuV/m dBuV/m dB dBuV dB/m dB dB dB cm deg 1 1040.00 36.11 54.00 -17.89 34.55 28.10 4.67 37.21 6.00 300 167 Average 2 2412.00 93.76 ------ ------ 85.40 32.20 7.15 36.99 6.00 300 167 AVERAGE

Mode	4	
	Harmonic	
	2400-2483.5_802.11g_CH01_2412MHz	
ANT	1	
Pol.	Horizontal	Vertical
Peak Avg	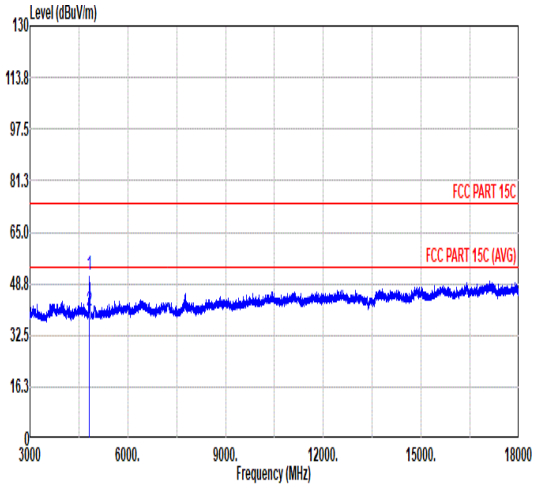 Freq Level Limit Line Margin Read Level Ant Factor Cable Loss Preamp Factor Aux Factor APos TPos Remark MHz dBuV/m dBuV/m dB dBuV dB/m dB dB dB cm deg 1 4824.00 51.40 74.00 -22.60 72.52 33.90 10.23 65.25 0.00 103 314 PEAK 2 4824.00 40.08 54.00 -13.92 61.20 33.90 10.24 65.26 0.00 103 314 AVERAGE	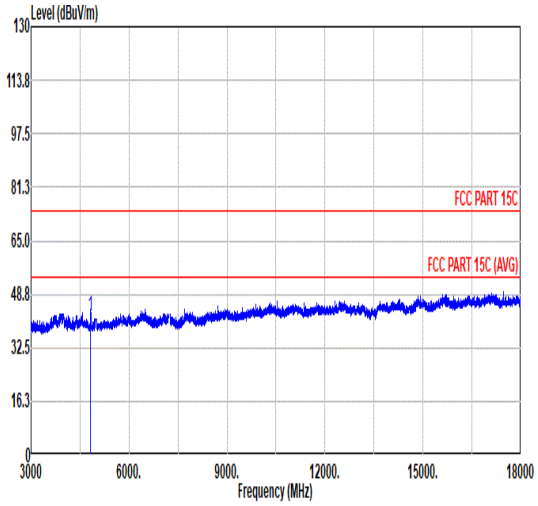 Freq Level Limit Line Margin Read Level Ant Factor Cable Loss Preamp Factor Aux Factor APos TPos Remark MHz dBuV/m dBuV/m dB dBuV dB/m dB dB dB cm deg 1 4824.00 42.35 74.00 -31.65 63.47 33.90 10.23 65.25 0.00 -- -- PEAK

Mode	5	
	Harmonic	
	2400-2483.5_802.11g_CH06_2437MHz	
ANT	1	
Pol.	Horizontal	Vertical
Peak Avg	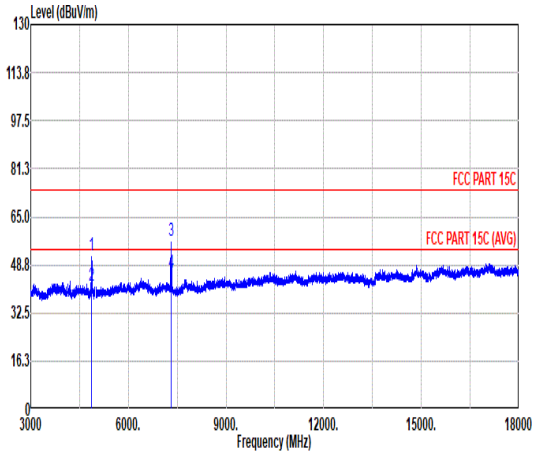 Freq Level Limit Line Margin Read Level Ant Factor Cable Loss Preamp Factor Aux Factor APos TPos Remark MHz dBuV/m dBuV/m dB dBuV dB/m dB dB dB cm deg 1 4874.00 52.15 74.00 -21.85 73.23 33.90 10.29 65.27 0.00 307 315 PEAK 2 4874.00 41.63 54.00 -12.37 62.71 33.90 10.29 65.27 0.00 307 315 AVERAGE 3 7311.00 56.93 74.00 -17.07 74.96 35.70 12.72 66.45 0.00 102 350 PEAK 4 7311.00 45.97 54.00 -8.03 64.00 35.70 12.72 66.45 0.00 102 350 AVERAGE	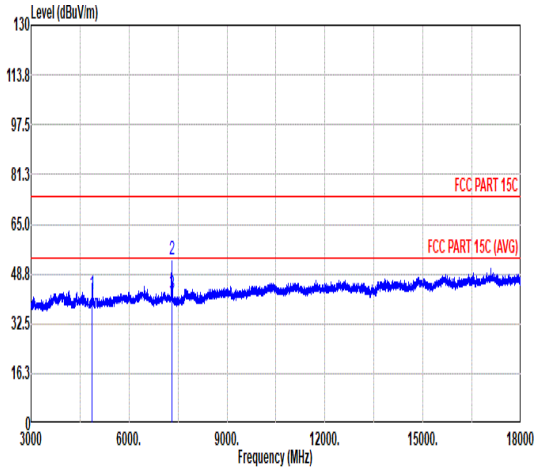 Freq Level Limit Line Margin Read Level Ant Factor Cable Loss Preamp Factor Aux Factor APos TPos Remark MHz dBuV/m dBuV/m dB dBuV dB/m dB dB dB cm deg 1 4874.00 42.30 74.00 -31.70 63.38 33.90 10.29 65.27 0.00 -- -- PEAK 2 7311.00 53.36 74.00 -20.64 71.39 35.70 12.72 66.45 0.00 344 147 PEAK 3 7311.00 42.33 54.00 -11.67 60.36 35.70 12.72 66.45 0.00 344 147 AVERAGE

Mode	6	
	Band Edge - L	
	2400-2483.5_802.11g_CH11_2462MHz	
ANT	1	
Pol.	Horizontal	Fundamental
Peak	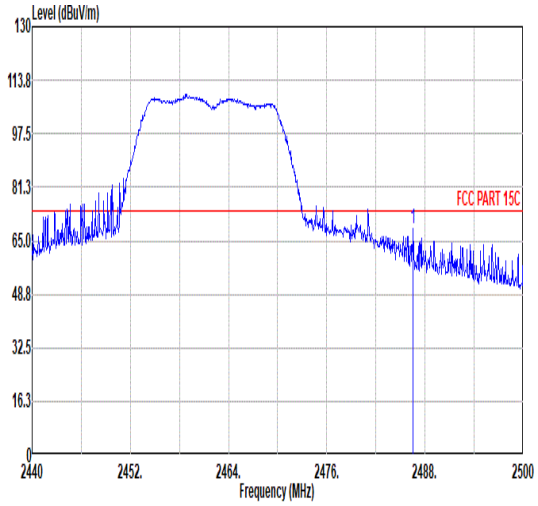 Freq Level Limit Line Margin Read Level Ant Factor Cable Loss Preamp Factor Aux Factor APos TPos Remark MHz dBuV/m dBuV/m dB dBuV dB/m dB dB dB cm deg 1 2486.56 68.66 74.00 -5.34 59.71 32.53 7.26 36.84 6.00 100 244 PEAK	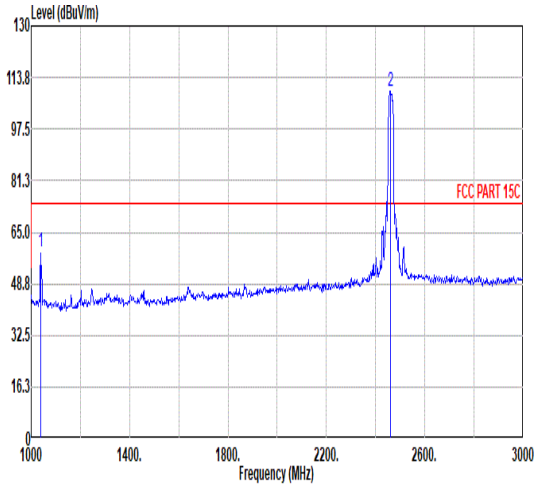 Freq Level Limit Line Margin Read Level Ant Factor Cable Loss Preamp Factor Aux Factor APos TPos Remark MHz dBuV/m dBuV/m dB dBuV dB/m dB dB dB cm deg 1 1038.00 58.81 74.00 -15.19 57.22 28.13 4.67 37.21 6.00 100 211 Peak 2 2462.00 109.25 ------ ------ 100.53 32.40 7.22 36.90 6.00 100 244 PEAK
Avg	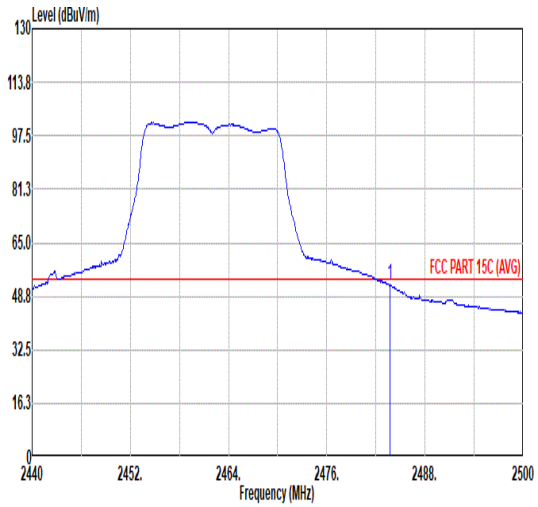 Freq Level Limit Line Margin Read Level Ant Factor Cable Loss Preamp Factor Aux Factor APos TPos Remark MHz dBuV/m dBuV/m dB dBuV dB/m dB dB dB cm deg 1 2483.68 52.51 54.00 -1.49 43.58 32.52 7.26 36.85 6.00 100 244 AVERAGE	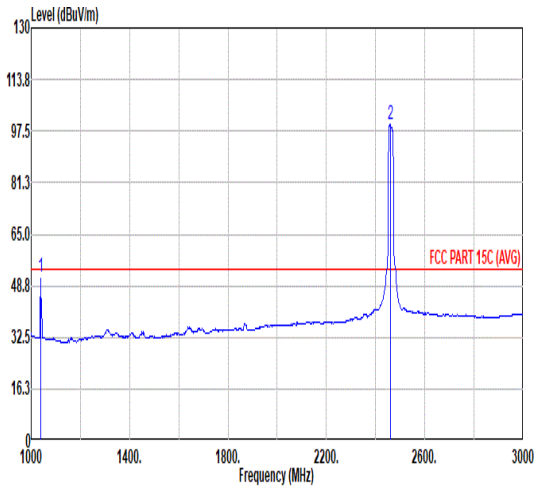 Freq Level Limit Line Margin Read Level Ant Factor Cable Loss Preamp Factor Aux Factor APos TPos Remark MHz dBuV/m dBuV/m dB dBuV dB/m dB dB dB cm deg 1 1038.00 51.70 54.00 -2.30 50.11 28.13 4.67 37.21 6.00 100 211 Average 2 2462.00 99.59 ------ ------ 90.87 32.40 7.22 36.90 6.00 100 244 AVERAGE

Mode	6	
	Band Edge - L	
	2400-2483.5_802.11g_CH11_2462MHz	
ANT	1	
Pol.	Vertical	Fundamental
Peak	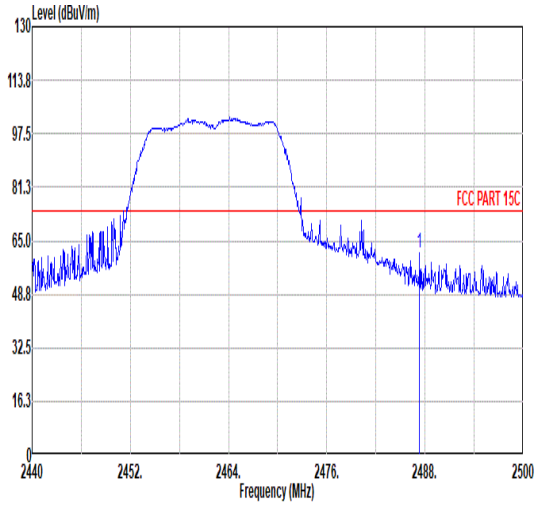 Freq Level Limit Line Margin Read Level Ant Factor Cable Loss Preamp Factor Aux Factor APos TPos Remark MHz dBuV/m dBuV/m dB dBuV dB/m dB dB dB cm deg 1 2487.34 61.32 74.00 -12.68 52.36 32.54 7.26 36.84 6.00 102 332 PEAK	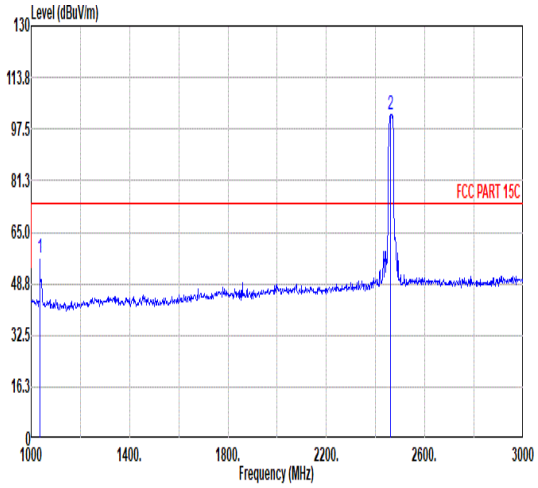 Freq Level Limit Line Margin Read Level Ant Factor Cable Loss Preamp Factor Aux Factor APos TPos Remark MHz dBuV/m dBuV/m dB dBuV dB/m dB dB dB cm deg 1 1036.00 56.82 74.00 -17.18 55.20 28.16 4.67 37.21 6.00 278 271 Peak 2 2462.00 102.22 ------ ------ 93.45 32.43 7.23 36.89 6.00 102 332 PEAK
Avg	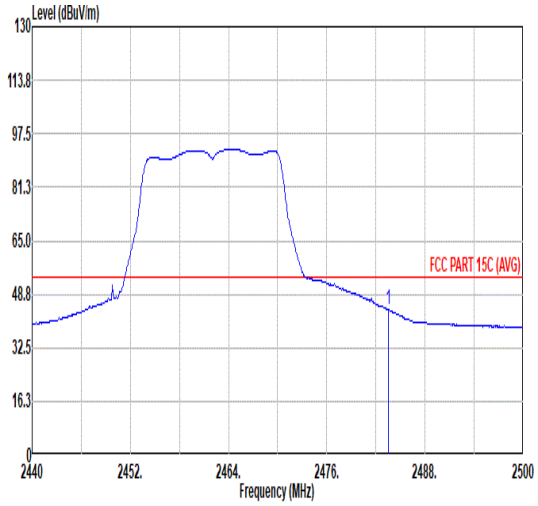 Freq Level Limit Line Margin Read Level Ant Factor Cable Loss Preamp Factor Aux Factor APos TPos Remark MHz dBuV/m dBuV/m dB dBuV dB/m dB dB dB cm deg 1 2483.50 44.15 54.00 -9.85 35.22 32.52 7.26 36.85 6.00 102 332 AVERAGE	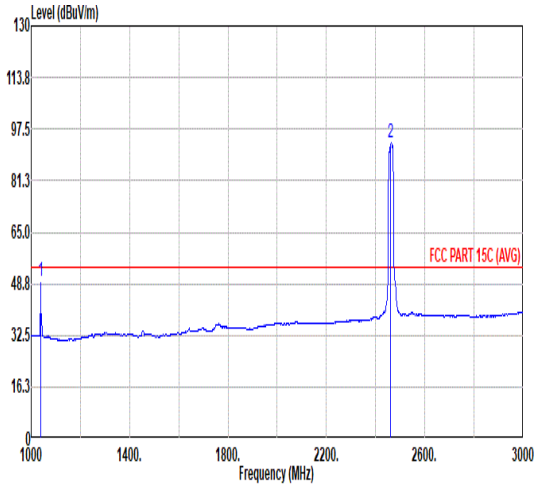 Freq Level Limit Line Margin Read Level Ant Factor Cable Loss Preamp Factor Aux Factor APos TPos Remark MHz dBuV/m dBuV/m dB dBuV dB/m dB dB dB cm deg 1 1038.00 49.70 54.00 -4.30 48.11 28.13 4.67 37.21 6.00 278 271 Average 2 2462.00 92.99 ------ ------ 84.24 32.42 7.22 36.89 6.00 102 332 AVERAGE

Mode	6	
	Harmonic	
	2400-2483.5_802.11g_CH11_2462MHz	
ANT	1	
Pol.	Horizontal	Vertical
Peak Avg	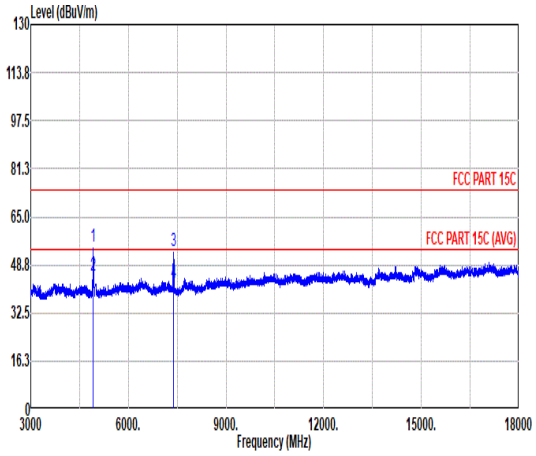 Freq Level Limit Line Margin Read Level Ant Factor Cable Loss Preamp Factor Aux Factor APos TPos Remark MHz dBuV/m dBuV/m dB dBuV dB/m dB dB dB cm deg 1 4924.00 54.73 74.00 -19.27 75.72 33.95 10.35 65.29 0.00 164 12 PEAK 2 4924.00 45.04 54.00 -8.96 66.03 33.95 10.35 65.29 0.00 164 12 AVERAGE 3 7386.00 53.63 74.00 -20.37 71.86 35.70 12.73 66.66 0.00 104 350 PEAK 4 7386.00 42.84 54.00 -11.16 61.07 35.70 12.73 66.66 0.00 104 350 AVERAGE	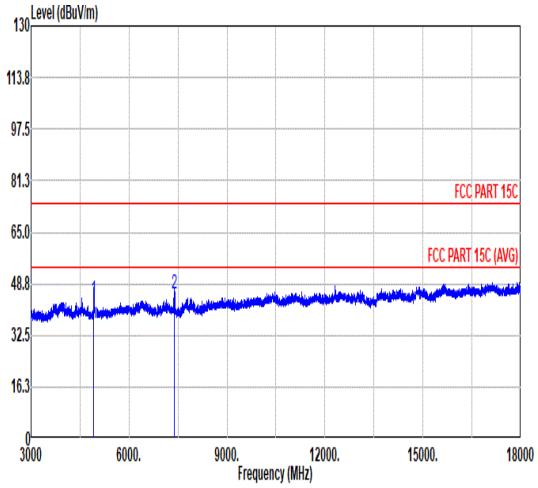 Freq Level Limit Line Margin Read Level Ant Factor Cable Loss Preamp Factor Aux Factor APos TPos Remark MHz dBuV/m dBuV/m dB dBuV dB/m dB dB dB cm deg 1 4924.00 43.88 74.00 -30.12 64.87 33.95 10.35 65.29 0.00 -- -- PEAK 2 7386.00 45.71 74.00 -28.29 63.94 35.70 12.73 66.66 0.00 -- -- PEAK

Mode	7	
	Band Edge	
	2400-2483.5_802.11n HT20_CH01_2412MHz	
ANT	1	
Pol.	Horizontal	Fundamental
Peak	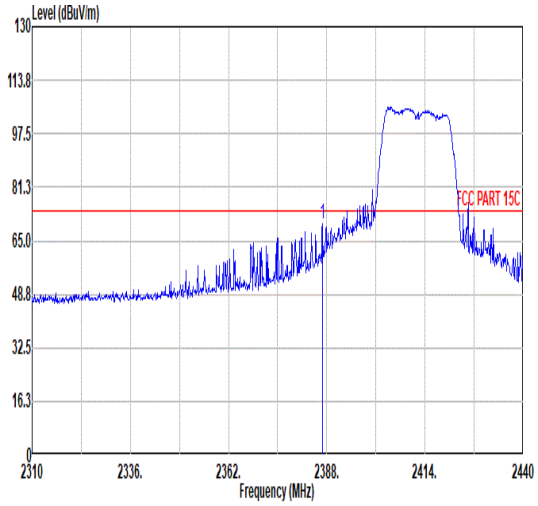 Freq Level Limit Line Margin Read Level Ant Factor Cable Loss Preamp Factor Aux Factor APos TPos Remark MHz dBuV/m dBuV/m dB dBuV dB/m dB dB dB cm deg 1 2386.83 70.04 74.00 -3.96 61.93 32.06 7.10 37.05 6.00 154 243 PEAK	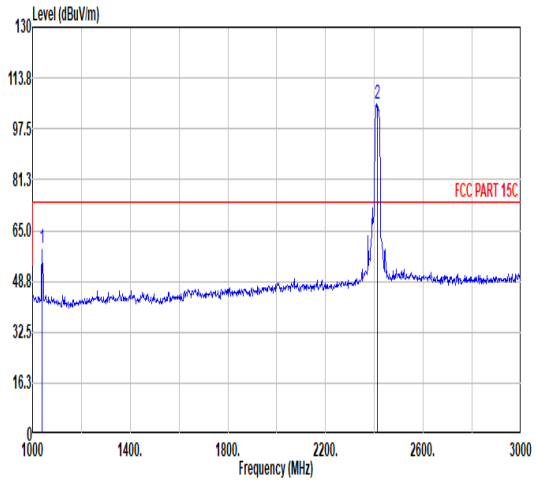 Freq Level Limit Line Margin Read Level Ant Factor Cable Loss Preamp Factor Aux Factor APos TPos Remark MHz dBuV/m dBuV/m dB dBuV dB/m dB dB dB cm deg 1 1040.00 59.27 74.00 -14.73 57.71 28.10 4.67 37.21 6.00 100 214 Peak 2 2412.00 105.34 ------ ------ 97.07 32.15 7.14 37.02 6.00 154 243 PEAK
Avg	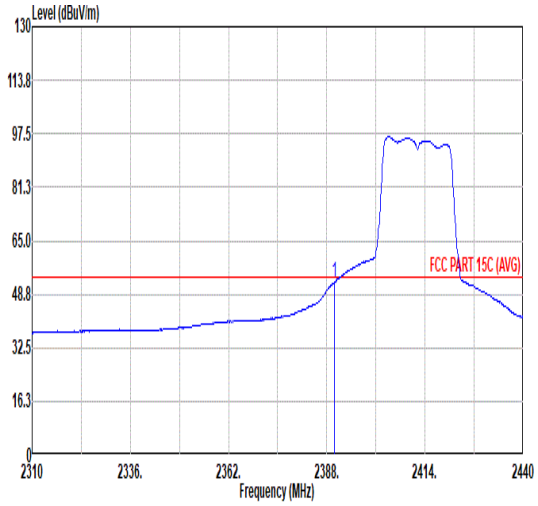 Freq Level Limit Line Margin Read Level Ant Factor Cable Loss Preamp Factor Aux Factor APos TPos Remark MHz dBuV/m dBuV/m dB dBuV dB/m dB dB dB cm deg 1 2389.95 52.31 54.00 -1.69 44.18 32.07 7.11 37.05 6.00 154 243 AVERAGE	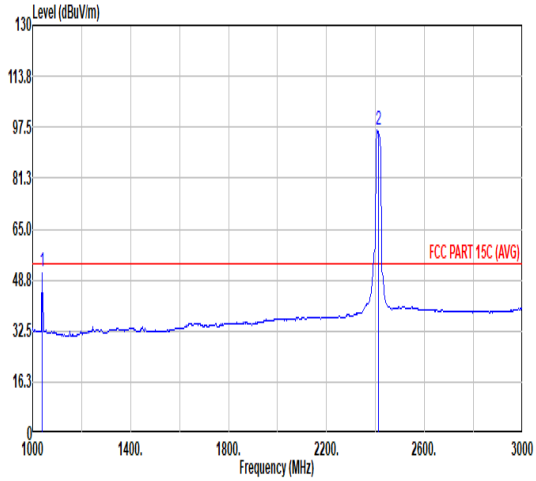 Freq Level Limit Line Margin Read Level Ant Factor Cable Loss Preamp Factor Aux Factor APos TPos Remark MHz dBuV/m dBuV/m dB dBuV dB/m dB dB dB cm deg 1 1040.00 51.67 54.00 -2.33 50.11 28.10 4.67 37.21 6.00 100 214 Average 2 2412.00 96.47 ------ ------ 88.25 32.12 7.13 37.03 6.00 154 243 AVERAGE

Mode	7	
	Band Edge	
	2400-2483.5_802.11n HT20_CH01_2412MHz	
ANT	1	
Pol.	Vertical	Fundamental
Peak	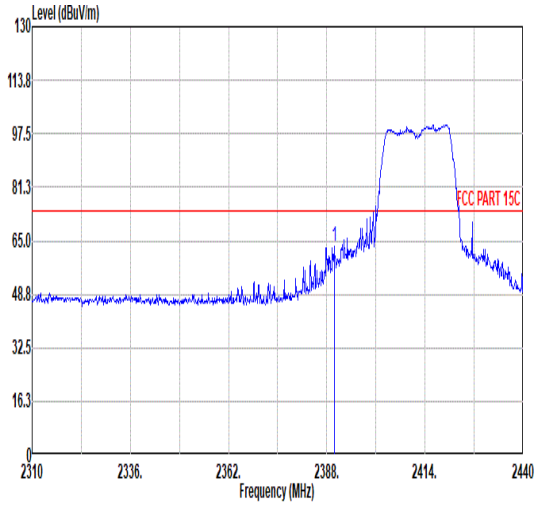 Freq Level Limit Line Margin Read Level Ant Factor Cable Loss Preamp Factor Aux Factor APos TPos Remark MHz dBuV/m dBuV/m dB dBuV dB/m dB dB dB cm deg 1 2389.95 63.19 74.00 -10.81 55.06 32.07 7.11 37.05 6.00 300 168 PEAK	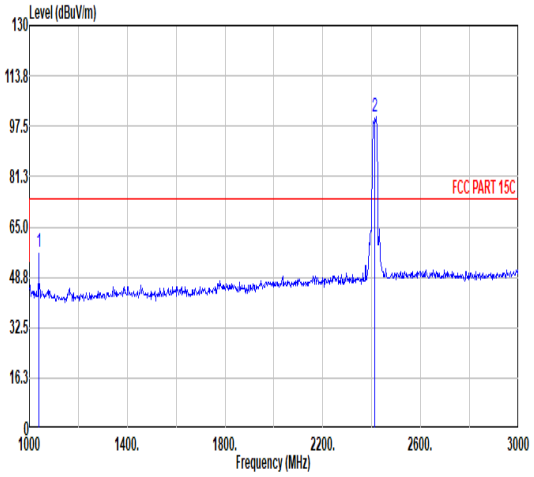 Freq Level Limit Line Margin Read Level Ant Factor Cable Loss Preamp Factor Aux Factor APos TPos Remark MHz dBuV/m dBuV/m dB dBuV dB/m dB dB dB cm deg 1 1038.00 57.02 74.00 -16.98 55.43 28.13 4.67 37.21 6.00 279 273 Peak 2 2412.00 100.45 ------ ------ 92.09 32.20 7.15 36.99 6.00 300 168 PEAK
Avg	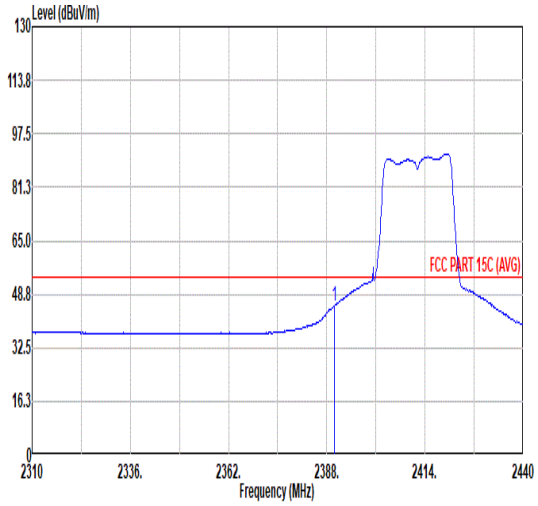 Freq Level Limit Line Margin Read Level Ant Factor Cable Loss Preamp Factor Aux Factor APos TPos Remark MHz dBuV/m dBuV/m dB dBuV dB/m dB dB dB cm deg 1 2389.95 45.01 54.00 -8.99 36.88 32.07 7.11 37.05 6.00 300 168 AVERAGE	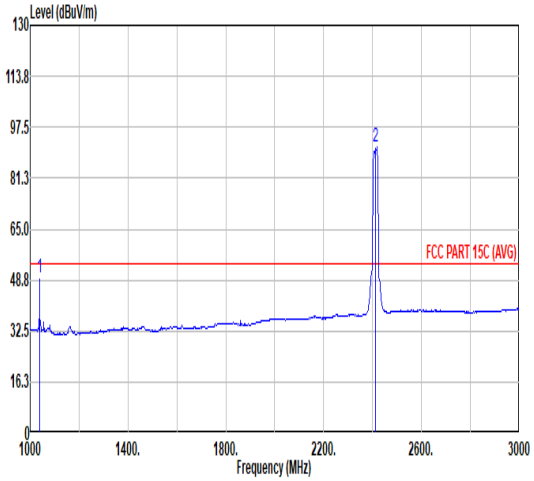 Freq Level Limit Line Margin Read Level Ant Factor Cable Loss Preamp Factor Aux Factor APos TPos Remark MHz dBuV/m dBuV/m dB dBuV dB/m dB dB dB cm deg 1 1038.00 49.73 54.00 -4.27 48.14 28.13 4.67 37.21 6.00 279 273 Average 2 2412.00 91.29 ------ ------ 82.93 32.20 7.15 36.99 6.00 300 168 AVERAGE

Mode	7	
	Harmonic	
	2400-2483.5_802.11n HT20_CH01_2412MHz	
ANT	1	
Pol.	Horizontal	Vertical
Peak Avg	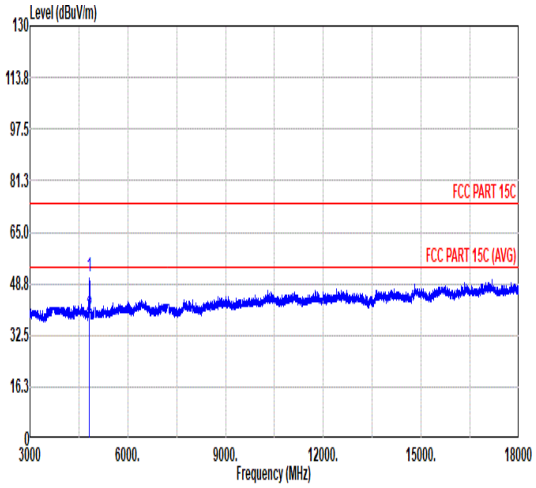 Freq Level Limit Line Margin Read Level Ant Factor Cable Loss Preamp Factor Aux Factor APos TPos Remark MHz dBuV/m dBuV/m dB dBuV dB/m dB dB dB cm deg 1 4824.00 50.91 74.00 -23.09 72.03 33.90 10.23 65.25 0.00 100 360 PEAK 2 4824.00 38.52 54.00 -15.48 59.65 33.90 10.23 65.26 0.00 100 360 AVERAGE	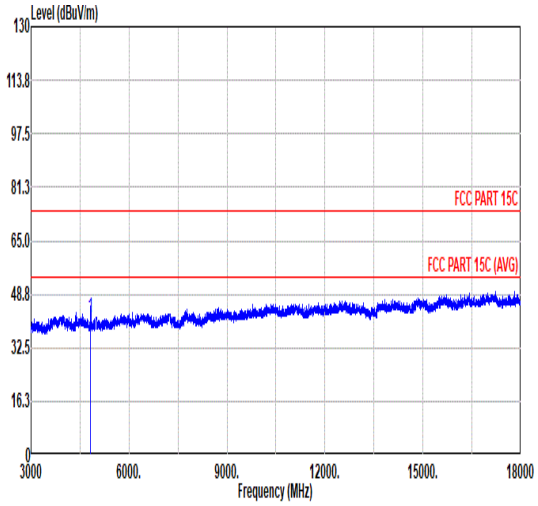 Freq Level Limit Line Margin Read Level Ant Factor Cable Loss Preamp Factor Aux Factor APos TPos Remark MHz dBuV/m dBuV/m dB dBuV dB/m dB dB dB cm deg 1 4824.00 41.49 74.00 -32.51 62.61 33.90 10.23 65.25 0.00 -- -- PEAK

Mode	8	
	Harmonic	
	2400-2483.5_802.11n HT20_CH06_2437MHz	
ANT	1	
Pol.	Horizontal	Vertical
Peak Avg	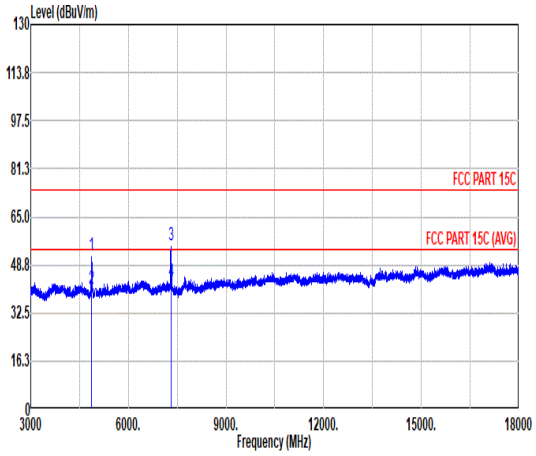 Freq Level Limit Line Margin Read Level Ant Factor Cable Loss Preamp Factor Aux Factor APos TPos Remark MHz dBuV/m dBuV/m dB dBuV dB/m dB dB dB cm deg 1 4874.00 52.14 74.00 -21.86 73.22 33.90 10.29 65.27 0.00 100 0 PEAK 2 4874.00 40.88 54.00 -13.12 61.96 33.90 10.29 65.27 0.00 100 0 AVERAGE 3 7311.00 55.19 74.00 -18.81 73.22 35.70 12.72 66.45 0.00 120 344 PEAK 4 7311.00 43.08 54.00 -10.92 61.10 35.70 12.72 66.44 0.00 120 344 AVERAGE	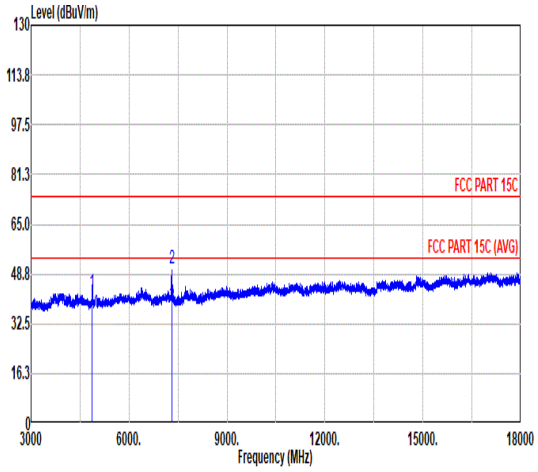 Freq Level Limit Line Margin Read Level Ant Factor Cable Loss Preamp Factor Aux Factor APos TPos Remark MHz dBuV/m dBuV/m dB dBuV dB/m dB dB dB cm deg 1 4874.00 42.86 74.00 -31.14 63.94 33.90 10.29 65.27 0.00 -- -- PEAK 2 7311.00 50.35 74.00 -23.65 68.38 35.70 12.72 66.45 0.00 300 360 PEAK 3 7311.00 38.39 54.00 -15.61 56.40 35.70 12.72 66.43 0.00 300 360 AVERAGE

Mode	9	
	Band Edge - L	
	2400-2483.5_802.11n HT20_CH11_2462MHz	
ANT	1	
Pol.	Horizontal	Fundamental
Peak	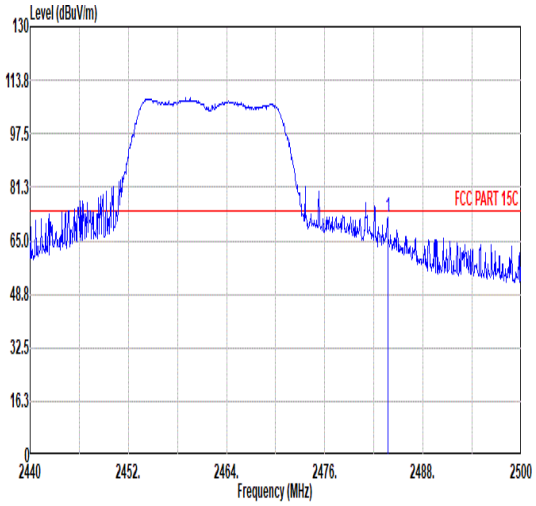 Freq Level Limit Line Margin Read Level Ant Factor Cable Loss Preamp Factor Aux Factor APos TPos Remark MHz dBuV/m dBuV/m dB dBuV dB/m dB dB dB cm deg 1 2483.68 72.06 74.00 -1.94 63.13 32.52 7.26 36.85 6.00 120 247 PEAK	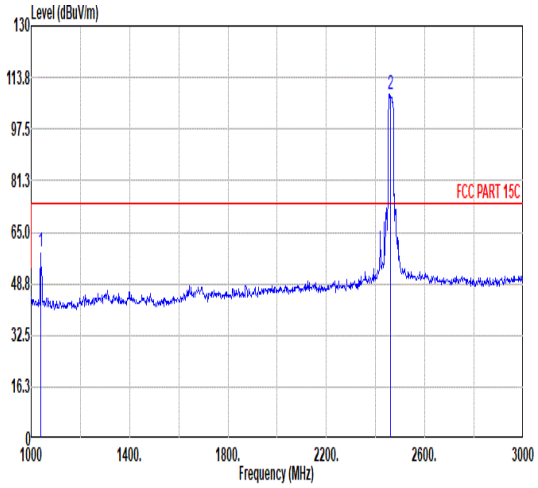 Freq Level Limit Line Margin Read Level Ant Factor Cable Loss Preamp Factor Aux Factor APos TPos Remark MHz dBuV/m dBuV/m dB dBuV dB/m dB dB dB cm deg 1 1038.00 58.81 74.00 -15.19 57.22 28.13 4.67 37.21 6.00 100 214 Peak 2 2462.00 108.29 ------ ------ 99.63 32.37 7.21 36.92 6.00 120 247 PEAK
Avg	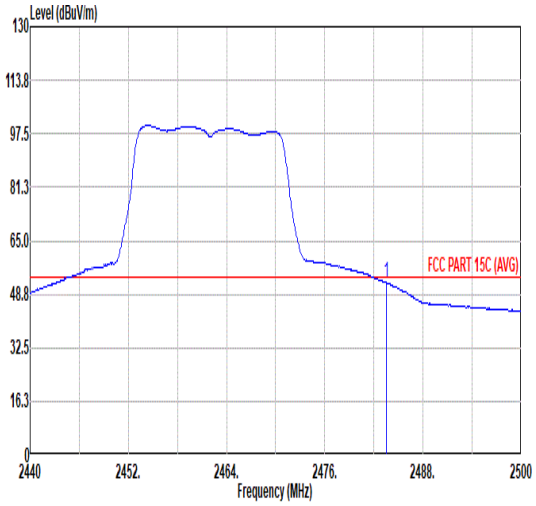 Freq Level Limit Line Margin Read Level Ant Factor Cable Loss Preamp Factor Aux Factor APos TPos Remark MHz dBuV/m dBuV/m dB dBuV dB/m dB dB dB cm deg 1 2483.50 52.31 54.00 -1.69 43.38 32.52 7.26 36.85 6.00 120 247 AVERAGE	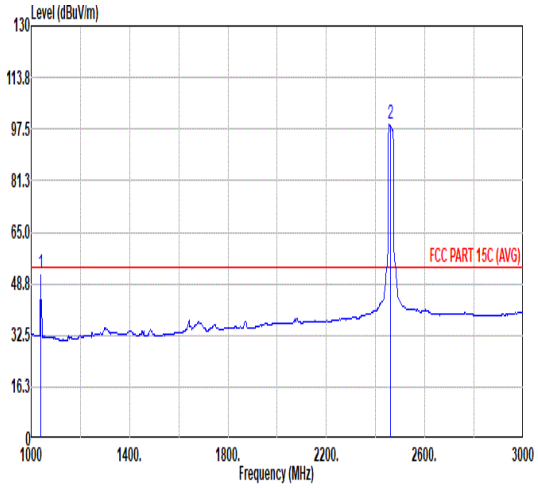 Freq Level Limit Line Margin Read Level Ant Factor Cable Loss Preamp Factor Aux Factor APos TPos Remark MHz dBuV/m dBuV/m dB dBuV dB/m dB dB dB cm deg 1 1038.00 51.88 54.00 -2.12 50.29 28.13 4.67 37.21 6.00 100 214 Average 2 2462.00 98.99 ------ ------ 90.33 32.37 7.21 36.92 6.00 120 247 AVERAGE

Mode	9	
	Band Edge - L	
	2400-2483.5_802.11n HT20_CH11_2462MHz	
ANT	1	
Pol.	Vertical	Fundamental
Peak	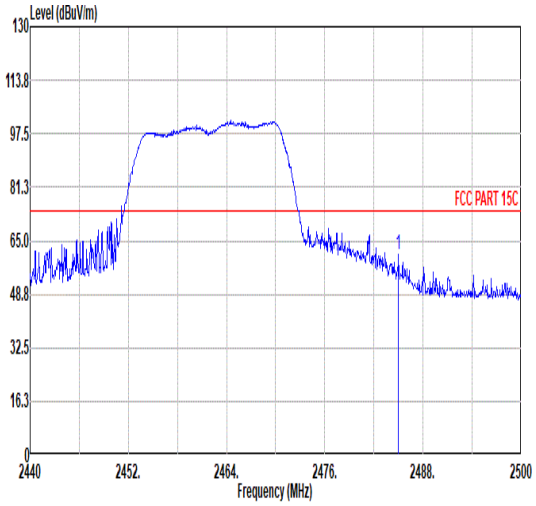 Freq Level Limit Line Margin Read Level Ant Factor Cable Loss Preamp Factor Aux Factor APos TPos Remark MHz dBuV/m dBuV/m dB dBuV dB/m dB dB dB cm deg 1 2485.00 60.94 74.00 -13.06 52.00 32.53 7.26 36.85 6.00 105 332 PEAK	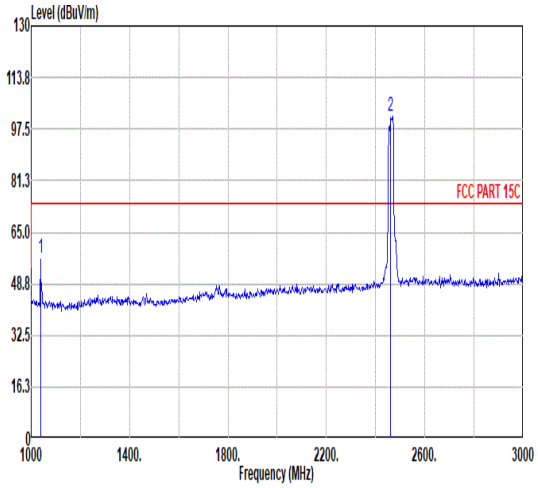 Freq Level Limit Line Margin Read Level Ant Factor Cable Loss Preamp Factor Aux Factor APos TPos Remark MHz dBuV/m dBuV/m dB dBuV dB/m dB dB dB cm deg 1 1038.00 57.09 74.00 -16.91 55.50 28.13 4.67 37.21 6.00 280 272 Peak 2 2462.00 101.41 ------ ------ 92.61 32.45 7.23 36.88 6.00 105 332 PEAK
Avg	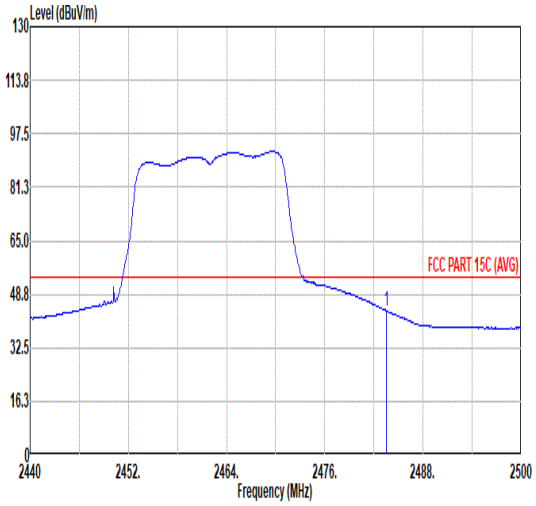 Freq Level Limit Line Margin Read Level Ant Factor Cable Loss Preamp Factor Aux Factor APos TPos Remark MHz dBuV/m dBuV/m dB dBuV dB/m dB dB dB cm deg 1 2483.50 43.75 54.00 -10.25 34.82 32.52 7.26 36.85 6.00 105 332 AVERAGE	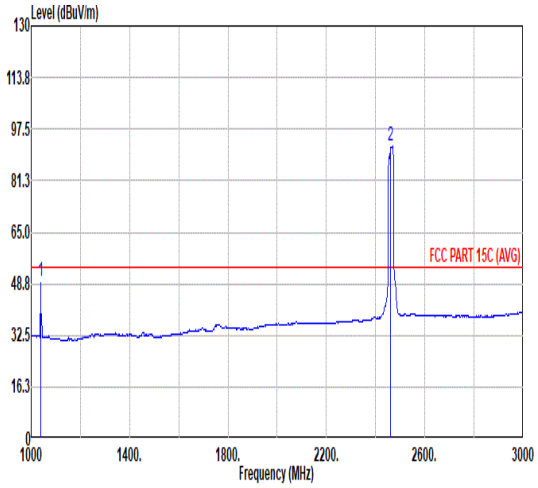 Freq Level Limit Line Margin Read Level Ant Factor Cable Loss Preamp Factor Aux Factor APos TPos Remark MHz dBuV/m dBuV/m dB dBuV dB/m dB dB dB cm deg 1 1038.00 49.73 54.00 -4.27 48.14 28.13 4.67 37.21 6.00 280 272 Average 2 2462.00 92.00 ------ ------ 83.20 32.45 7.23 36.88 6.00 105 332 AVERAGE

Mode	9	
	Harmonic	
	2400-2483.5_802.11n HT20_CH11_2462MHz	
ANT	1	
Pol.	Horizontal	Vertical
Peak Avg	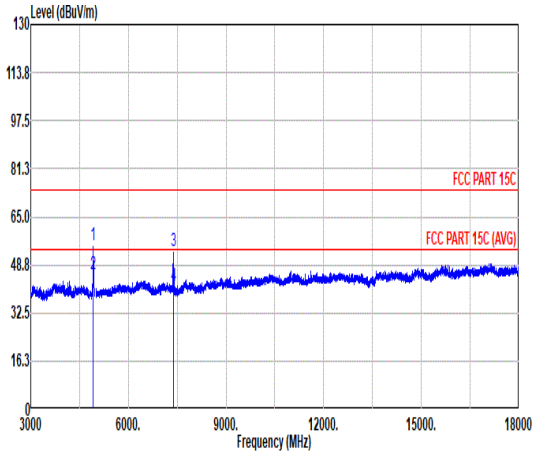 Freq Level Limit Line Margin Read Level Ant Factor Cable Loss Preamp Factor Aux Factor APos TPos Remark MHz dBuV/m dBuV/m dB dBuV dB/m dB dB dB cm deg 1 4924.00 55.19 74.00 -18.81 76.18 33.95 10.35 65.29 0.00 100 10 PEAK 2 4924.00 45.45 54.00 -8.55 66.44 33.95 10.35 65.29 0.00 100 10 AVERAGE 3 7386.00 53.38 74.00 -20.62 71.61 35.70 12.73 66.66 0.00 119 0 PEAK 4 7386.00 41.68 54.00 -12.32 59.90 35.70 12.73 66.65 0.00 119 0 AVERAGE	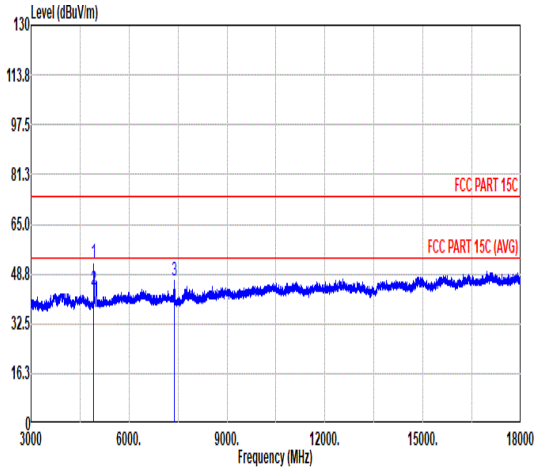 Freq Level Limit Line Margin Read Level Ant Factor Cable Loss Preamp Factor Aux Factor APos TPos Remark MHz dBuV/m dBuV/m dB dBuV dB/m dB dB dB cm deg 1 4924.00 52.33 74.00 -21.67 73.32 33.95 10.35 65.29 0.00 291 165 PEAK 2 4924.00 43.45 54.00 -10.55 64.44 33.95 10.35 65.29 0.00 291 165 AVERAGE 3 7386.00 46.55 74.00 -27.45 64.78 35.70 12.73 66.66 0.00 -- -- PEAK

Mode	10	
	Band Edge - L	
	2400-2483.5_802.11n HT40_CH03_2422MHz	
ANT	1	
Pol.	Horizontal	Fundamental
Peak	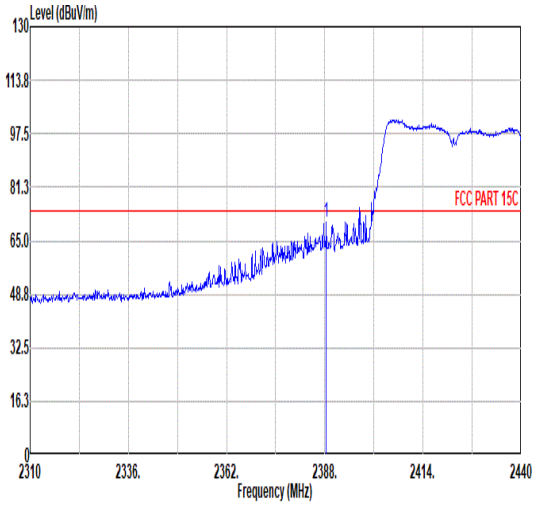 Freq Level Limit Line Margin Read Level Ant Factor Cable Loss Preamp Factor Aux Factor APos TPos Remark MHz dBuV/m dBuV/m dB dBuV dB/m dB dB dB cm deg 1 2388.39 70.84 74.00 -3.16 62.72 32.07 7.10 37.05 6.00 153 243 PEAK	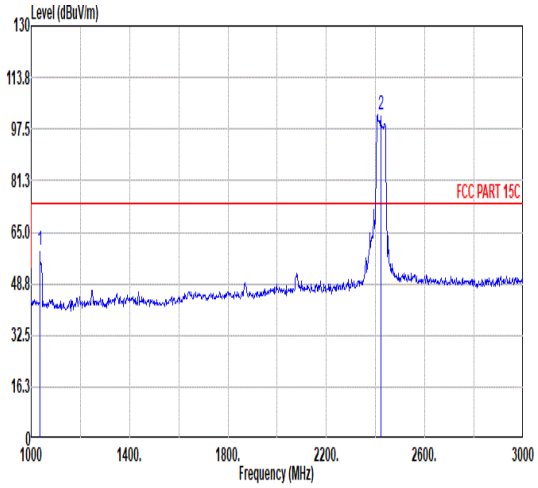 Freq Level Limit Line Margin Read Level Ant Factor Cable Loss Preamp Factor Aux Factor APos TPos Remark MHz dBuV/m dBuV/m dB dBuV dB/m dB dB dB cm deg 1 1036.00 59.12 74.00 -14.88 57.50 28.16 4.67 37.21 6.00 100 215 Peak 2 2422.00 101.94 ------ ------ 93.69 32.14 7.13 37.02 6.00 153 243 PEAK
Avg	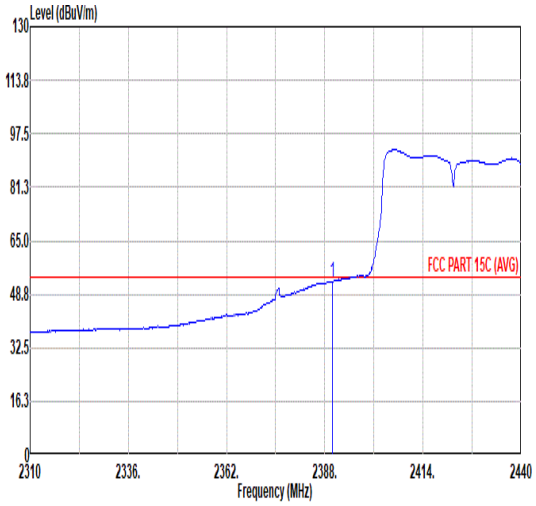 Freq Level Limit Line Margin Read Level Ant Factor Cable Loss Preamp Factor Aux Factor APos TPos Remark MHz dBuV/m dBuV/m dB dBuV dB/m dB dB dB cm deg 1 2389.95 52.61 54.00 -1.39 44.48 32.07 7.11 37.05 6.00 153 243 AVERAGE	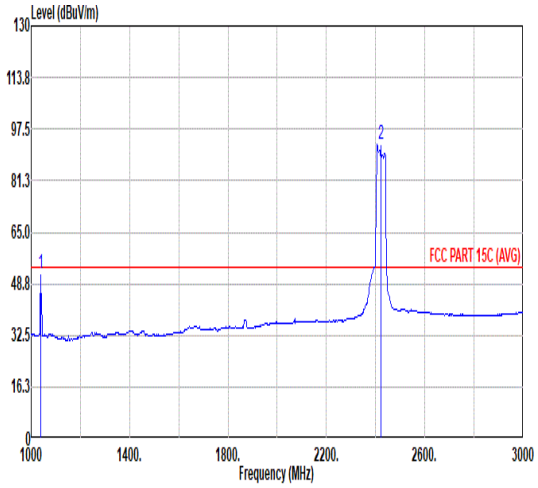 Freq Level Limit Line Margin Read Level Ant Factor Cable Loss Preamp Factor Aux Factor APos TPos Remark MHz dBuV/m dBuV/m dB dBuV dB/m dB dB dB cm deg 1 1038.00 52.09 54.00 -1.91 50.50 28.13 4.67 37.21 6.00 100 215 Average 2 2422.00 92.48 ------ ------ 84.25 32.13 7.13 37.03 6.00 153 243 AVERAGE

Mode	10	
	Band Edge - R	
	2400-2483.5_802.11n HT40_CH03_2422MHz	
ANT	1	
Pol.	Horizontal	Fundamental
Peak	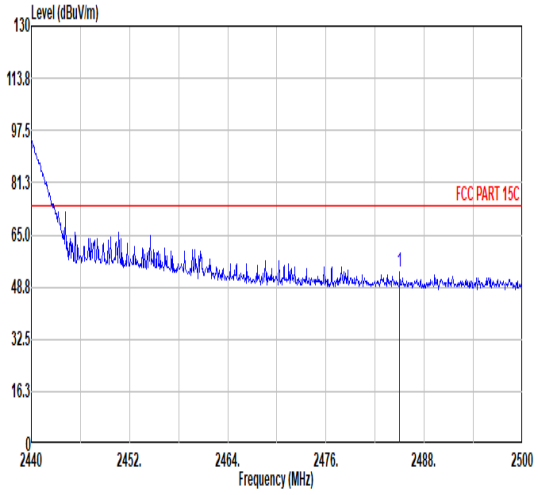 Freq Level Limit Line Margin Read Level Ant Factor Cable Loss Preamp Factor Aux Factor APos TPos Remark MHz dBuV/m dBuV/m dB dBuV dB/m dB dB dB cm deg 1 2485.00 53.27 74.00 -20.73 44.33 32.53 7.26 36.85 6.00 153 243 PEAK	Blank
Avg	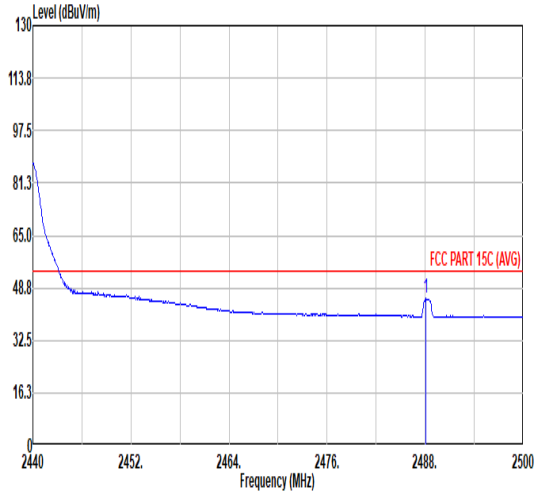 Freq Level Limit Line Margin Read Level Ant Factor Cable Loss Preamp Factor Aux Factor APos TPos Remark MHz dBuV/m dBuV/m dB dBuV dB/m dB dB dB cm deg 1 2488.06 45.43 54.00 -8.57 36.47 32.54 7.26 36.84 6.00 153 243 AVERAGE	Blank

Mode	10	
	Band Edge - L	
	2400-2483.5_802.11n HT40_CH03_2422MHz	
ANT	1	
Pol.	Vertical	Fundamental
Peak	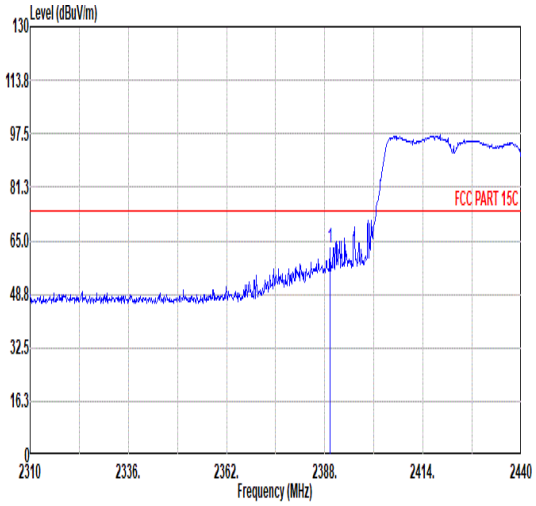 Freq Level Limit Line Margin Read Level Ant Factor Cable Loss Preamp Factor Aux Factor APos TPos Remark MHz dBuV/m dBuV/m dB dBuV dB/m dB dB dB cm deg 1 2389.30 62.66 74.00 -11.34 54.54 32.07 7.10 37.05 6.00 304 167 PEAK	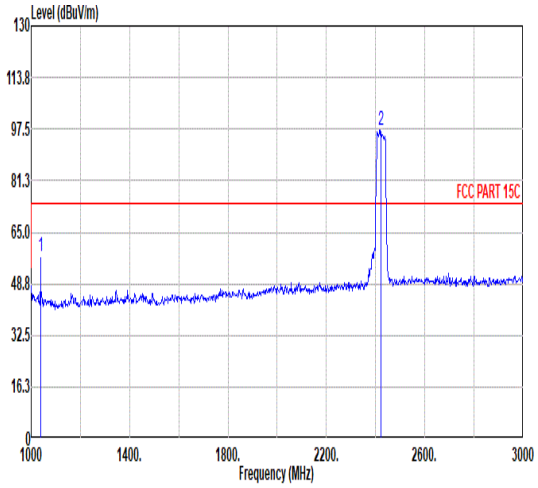 Freq Level Limit Line Margin Read Level Ant Factor Cable Loss Preamp Factor Aux Factor APos TPos Remark MHz dBuV/m dBuV/m dB dBuV dB/m dB dB dB cm deg 1 1040.00 57.20 74.00 -16.80 55.64 28.10 4.67 37.21 6.00 277 274 Peak 2 2422.00 97.04 ------ ------ 88.70 32.19 7.15 37.00 6.00 304 167 PEAK
Avg	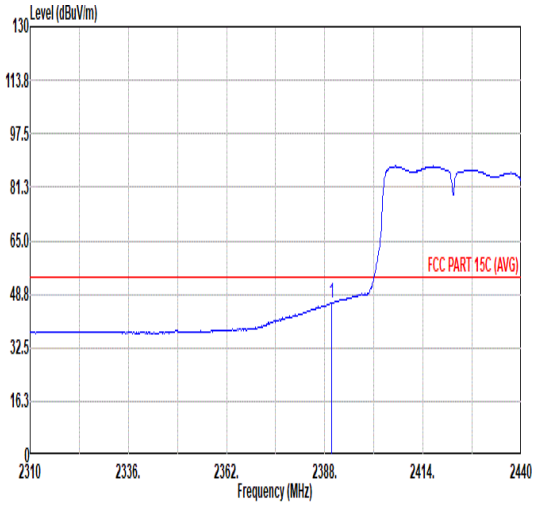 Freq Level Limit Line Margin Read Level Ant Factor Cable Loss Preamp Factor Aux Factor APos TPos Remark MHz dBuV/m dBuV/m dB dBuV dB/m dB dB dB cm deg 1 2389.82 46.10 54.00 -7.90 37.97 32.07 7.11 37.05 6.00 304 167 AVERAGE	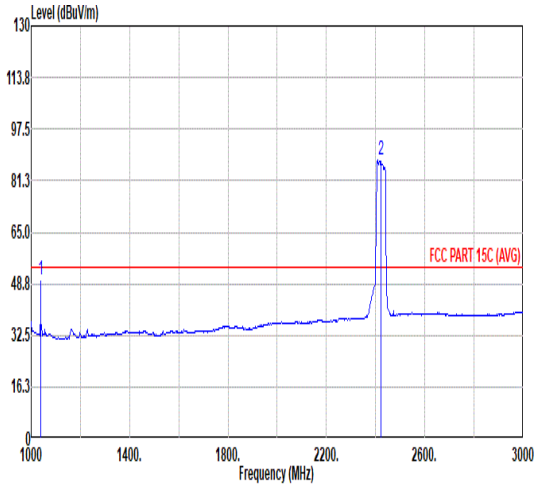 Freq Level Limit Line Margin Read Level Ant Factor Cable Loss Preamp Factor Aux Factor APos TPos Remark MHz dBuV/m dBuV/m dB dBuV dB/m dB dB dB cm deg 1 1038.00 49.94 54.00 -4.06 48.35 28.13 4.67 37.21 6.00 277 274 Average 2 2422.00 87.57 ------ ------ 79.32 32.14 7.13 37.02 6.00 304 167 AVERAGE

Mode	10	
	Band Edge - R	
	2400-2483.5_802.11n HT40_CH03_2422MHz	
ANT	1	
Pol.	Vertical	Fundamental
Peak	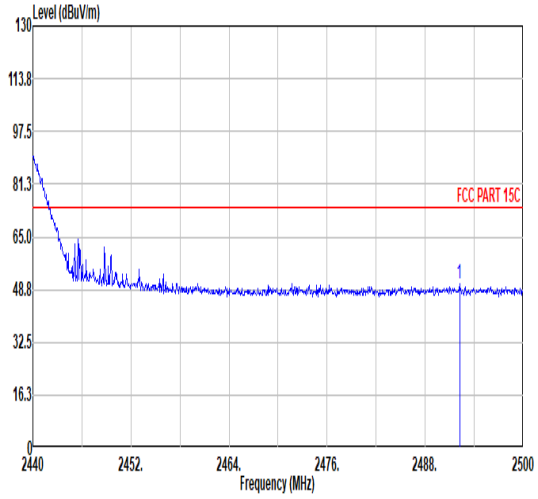 Freq Level Limit Line Margin Read Level Ant Factor Cable Loss Preamp Factor Aux Factor APos TPos Remark MHz dBuV/m dBuV/m dB dBuV dB/m dB dB dB cm deg 1 2492.20 50.56 74.00 -23.44 41.56 32.56 7.27 36.83 6.00 304 167 PEAK	Blank
Avg	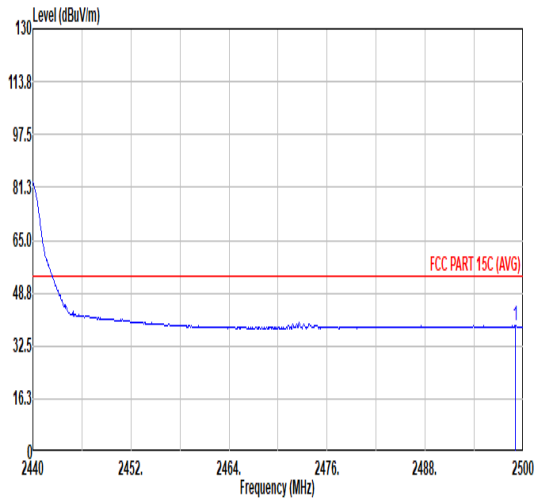 Freq Level Limit Line Margin Read Level Ant Factor Cable Loss Preamp Factor Aux Factor APos TPos Remark MHz dBuV/m dBuV/m dB dBuV dB/m dB dB dB cm deg 1 2499.04 38.61 54.00 -15.39 29.54 32.60 7.28 36.81 6.00 304 167 AVERAGE	Blank

Mode	10	
	Harmonic	
	2400-2483.5_802.11n HT40_CH03_2422MHz	
ANT	1	
Pol.	Horizontal	Vertical
Peak Avg	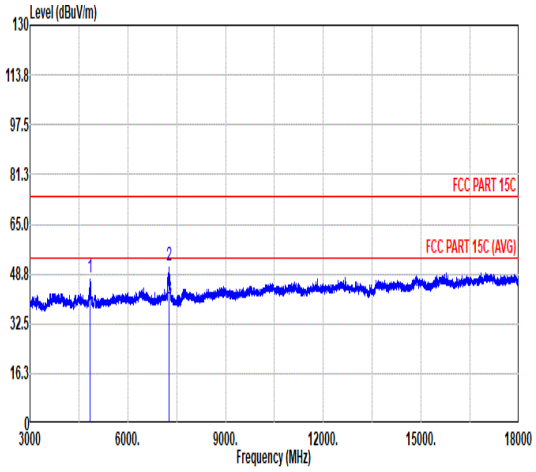 Freq Level Limit Line Margin Read Level Ant Factor Cable Loss Preamp Factor Aux Factor APos TPos Remark MHz dBuV/m dBuV/m dB dBuV dB/m dB dB dB cm deg 1 4844.00 47.64 74.00 -26.36 68.75 33.90 10.25 65.26 0.00 -- -- PEAK 2 7266.00 51.43 74.00 -22.57 69.33 35.70 12.72 66.32 0.00 100 0 PEAK 3 7266.00 40.69 54.00 -13.31 58.57 35.70 12.72 66.30 0.00 100 0 AVERAGE	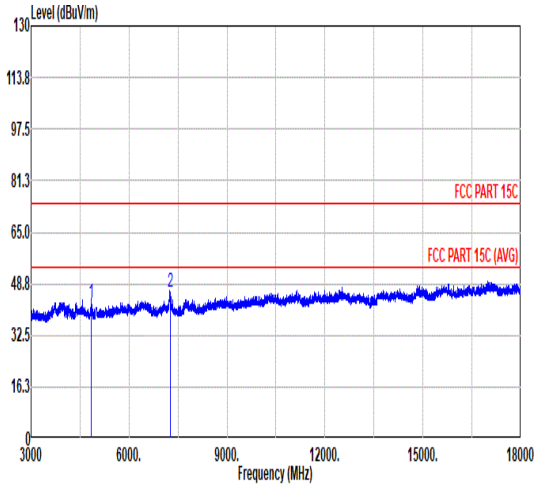 Freq Level Limit Line Margin Read Level Ant Factor Cable Loss Preamp Factor Aux Factor APos TPos Remark MHz dBuV/m dBuV/m dB dBuV dB/m dB dB dB cm deg 1 4844.00 42.87 74.00 -31.13 63.98 33.90 10.25 65.26 0.00 -- -- PEAK 2 7266.00 46.16 74.00 -27.84 64.06 35.70 12.72 66.32 0.00 -- -- PEAK

Mode	11	
	Band Edge - L	
	2400-2483.5_802.11n HT40_CH06_2437MHz	
ANT	1	
Pol.	Horizontal	Fundamental
Peak	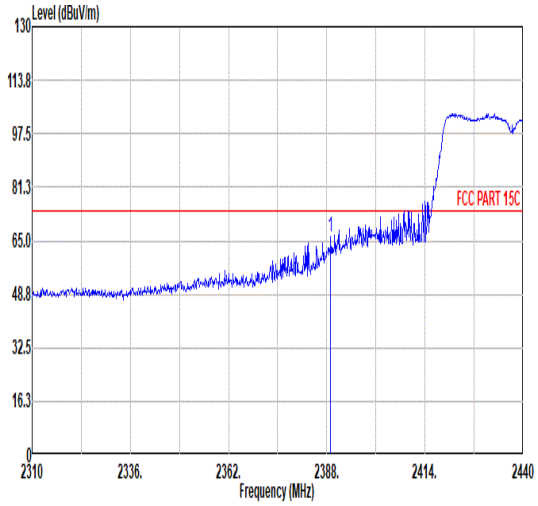 Freq Level Limit Line Margin Read Level Ant Factor Cable Loss Preamp Factor Aux Factor APos TPos Remark MHz dBuV/m dBuV/m dB dBuV dB/m dB dB dB cm deg 1 2389.04 66.28 74.00 -7.72 58.16 32.07 7.10 37.05 6.00 100 247 PEAK	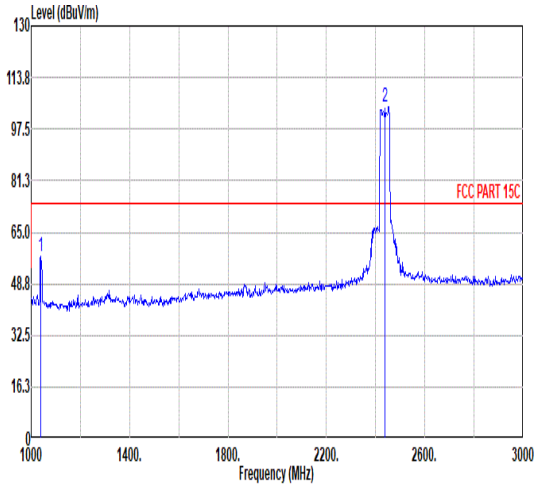 Freq Level Limit Line Margin Read Level Ant Factor Cable Loss Preamp Factor Aux Factor APos TPos Remark MHz dBuV/m dBuV/m dB dBuV dB/m dB dB dB cm deg 1 1038.00 57.17 74.00 -16.83 55.58 28.13 4.67 37.21 6.00 100 247 Peak 2 2437.00 104.55 ------ ------ 95.89 32.37 7.21 36.92 6.00 100 247 PEAK
Avg	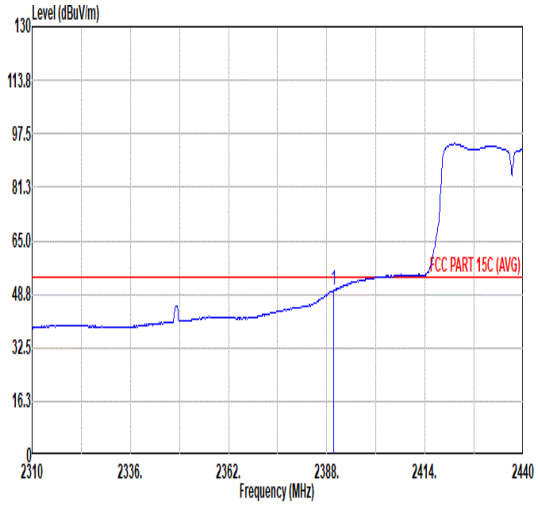 Freq Level Limit Line Margin Read Level Ant Factor Cable Loss Preamp Factor Aux Factor APos TPos Remark MHz dBuV/m dBuV/m dB dBuV dB/m dB dB dB cm deg 1 2389.82 49.92 54.00 -4.08 41.79 32.07 7.11 37.05 6.00 100 247 AVERAGE	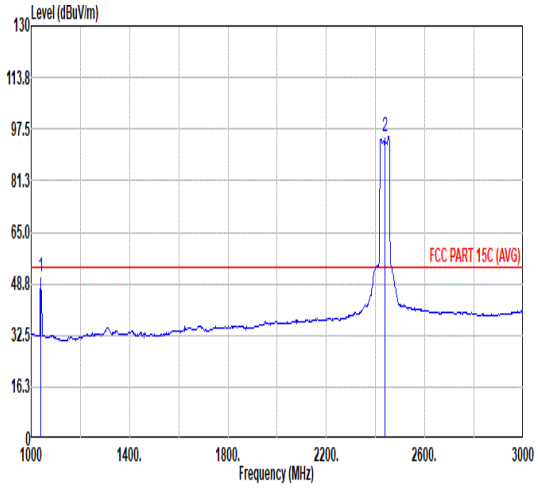 Freq Level Limit Line Margin Read Level Ant Factor Cable Loss Preamp Factor Aux Factor APos TPos Remark MHz dBuV/m dBuV/m dB dBuV dB/m dB dB dB cm deg 1 1038.00 50.93 54.00 -3.07 49.34 28.13 4.67 37.21 6.00 100 247 Average 2 2437.00 95.31 ------ ------ 86.66 32.36 7.21 36.92 6.00 100 247 AVERAGE

Mode	11	
	Band Edge - R	
	2400-2483.5_802.11n HT40_CH06_2437MHz	
ANT	1	
Pol.	Horizontal	Fundamental
Peak	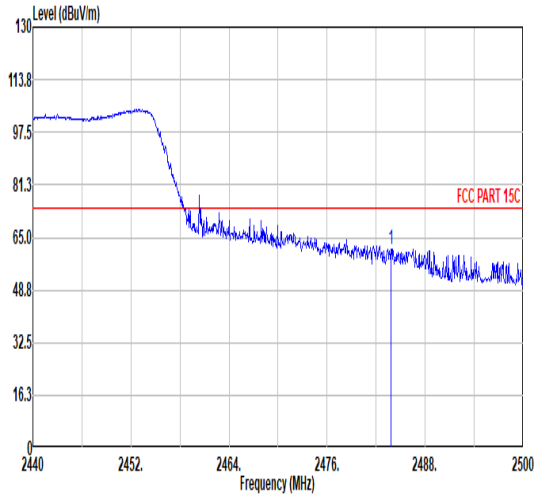 Limit Read Ant Cable Preamp Aux APos TPos Freq Level Line Margin Level Factor Loss Factor Factor Remark MHz dBuV/m dBuV/m dB dBuV dB/m dB dB dB cm deg 1 2483.80 61.54 74.00 -12.46 52.61 32.52 7.26 36.85 6.00 100 247 PEAK	Blank
Avg	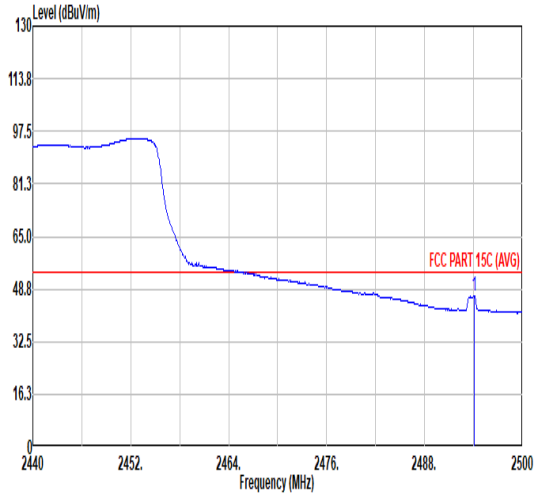 Limit Read Ant Cable Preamp Aux APos TPos Freq Level Line Margin Level Factor Loss Factor Factor Remark MHz dBuV/m dBuV/m dB dBuV dB/m dB dB dB cm deg 1 2494.12 46.73 54.00 -7.27 37.71 32.57 7.27 36.82 6.00 100 247 AVERAGE	Blank

Mode	11	
	Band Edge - L	
	2400-2483.5_802.11n HT40_CH06_2437MHz	
ANT	1	
Pol.	Vertical	Fundamental
Peak	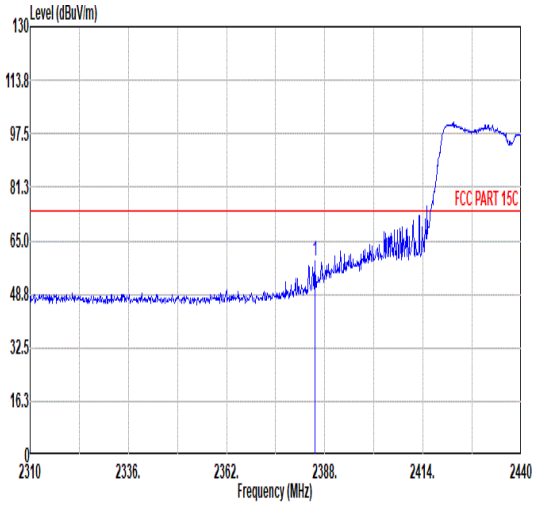 Freq Level Limit Line Margin Read Level Ant Factor Cable Loss Preamp Factor Aux Factor APos TPos Remark MHz dBuV/m dBuV/m dB dBuV dB/m dB dB dB cm deg 1 2385.40 58.76 74.00 -15.24 50.65 32.06 7.10 37.05 6.00 300 168 PEAK	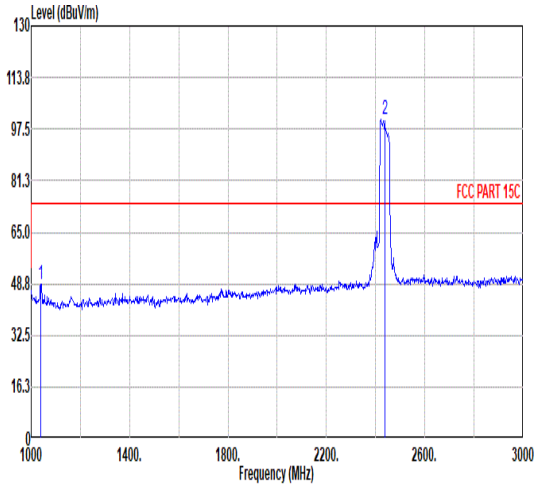 Freq Level Limit Line Margin Read Level Ant Factor Cable Loss Preamp Factor Aux Factor APos TPos Remark MHz dBuV/m dBuV/m dB dBuV dB/m dB dB dB cm deg 1 1038.00 48.54 74.00 -25.46 46.95 28.13 4.67 37.21 6.00 300 168 Peak 2 2437.00 100.67 ------ ------ 92.29 32.21 7.16 36.99 6.00 300 168 PEAK
Avg	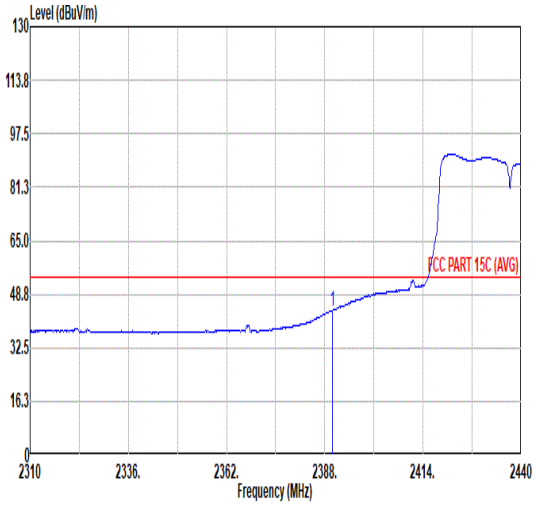 Freq Level Limit Line Margin Read Level Ant Factor Cable Loss Preamp Factor Aux Factor APos TPos Remark MHz dBuV/m dBuV/m dB dBuV dB/m dB dB dB cm deg 1 2389.95 43.82 54.00 -10.18 35.69 32.07 7.11 37.05 6.00 300 168 AVERAGE	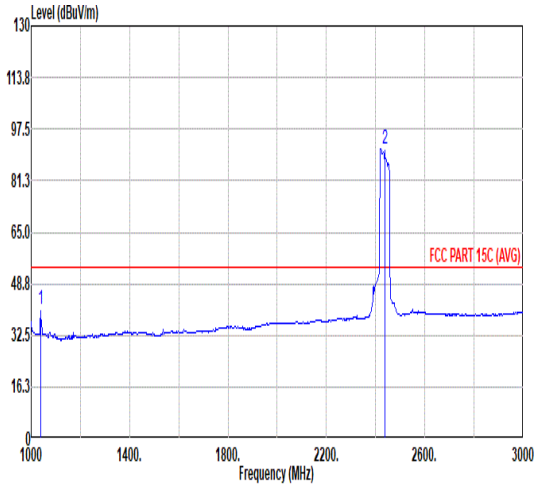 Freq Level Limit Line Margin Read Level Ant Factor Cable Loss Preamp Factor Aux Factor APos TPos Remark MHz dBuV/m dBuV/m dB dBuV dB/m dB dB dB cm deg 1 1038.00 40.59 54.00 -13.41 39.00 28.13 4.67 37.21 6.00 300 168 Average 2 2437.00 91.24 ------ ------ 82.86 32.21 7.16 36.99 6.00 300 168 AVERAGE

Mode	11	
	Band Edge - R	
	2400-2483.5_802.11n HT40_CH06_2437MHz	
ANT	1	
Pol.	Vertical	Fundamental
Peak	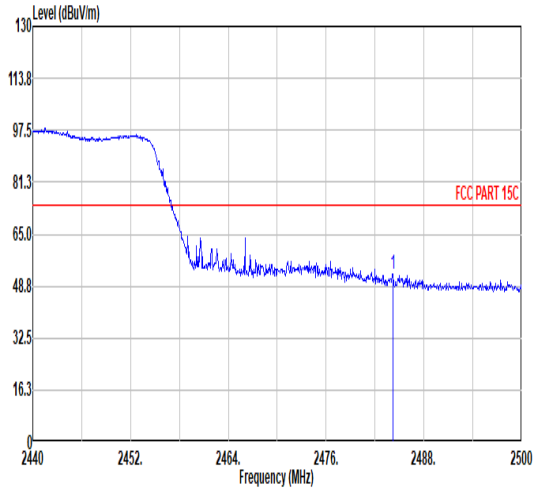 Freq Level Limit Line Margin Read Level Ant Factor Cable Loss Preamp Factor Aux Factor APos TPos Remark MHz dBuV/m dBuV/m dB dBuV dB/m dB dB dB cm deg 1 2484.22 52.43 74.00 -21.57 43.50 32.52 7.26 36.85 6.00 300 168 PEAK	Blank
Avg	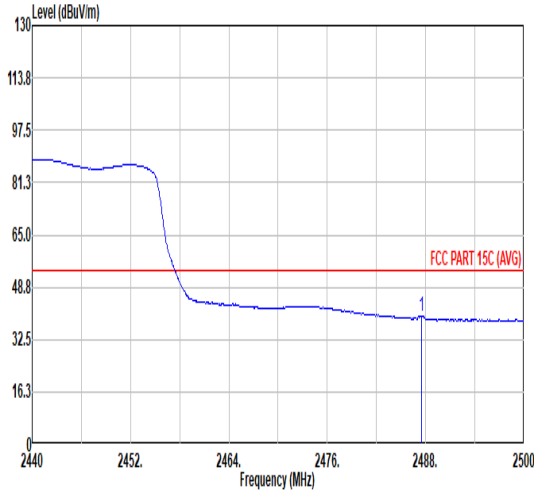 Freq Level Limit Line Margin Read Level Ant Factor Cable Loss Preamp Factor Aux Factor APos TPos Remark MHz dBuV/m dBuV/m dB dBuV dB/m dB dB dB cm deg 1 2487.46 39.74 54.00 -14.26 30.78 32.54 7.26 36.84 6.00 300 168 AVERAGE	Blank

Mode	11	
	Harmonic	
	2400-2483.5_802.11n HT40_CH06_2437MHz	
ANT	1	
Pol.	Horizontal	Vertical
Peak Avg	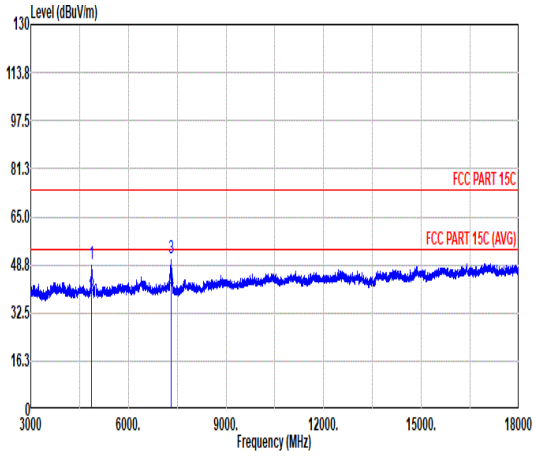 Freq Level Limit Line Margin Read Level Ant Factor Cable Loss Preamp Factor Aux Factor APos TPos Remark MHz dBuV/m dBuV/m dB dBuV dB/m dB dB dB cm deg 1 4874.00 48.88 74.00 -25.12 69.96 33.90 10.29 65.27 0.00 100 0 PEAK 2 4874.00 38.43 54.00 -15.57 59.51 33.90 10.29 65.27 0.00 100 0 AVERAGE 3 7311.00 51.12 74.00 -22.88 69.15 35.70 12.72 66.45 0.00 102 347 PEAK 4 7311.00 39.66 54.00 -14.34 57.69 35.70 12.72 66.45 0.00 102 347 AVERAGE	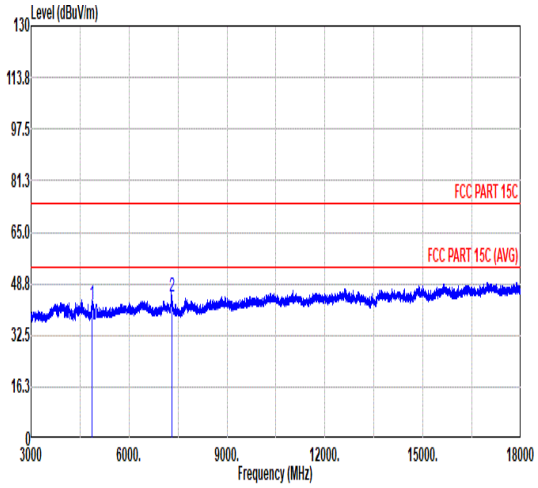 Freq Level Limit Line Margin Read Level Ant Factor Cable Loss Preamp Factor Aux Factor APos TPos Remark MHz dBuV/m dBuV/m dB dBuV dB/m dB dB dB cm deg 1 4874.00 41.95 74.00 -32.05 63.03 33.90 10.29 65.27 0.00 -- -- PEAK 2 7311.00 44.87 74.00 -29.13 62.90 35.70 12.72 66.45 0.00 -- -- PEAK

Mode	12	
	Band Edge - L	
	2400-2483.5_802.11n HT40_CH09_2452MHz	
ANT	1	
Pol.	Horizontal	Fundamental
Peak	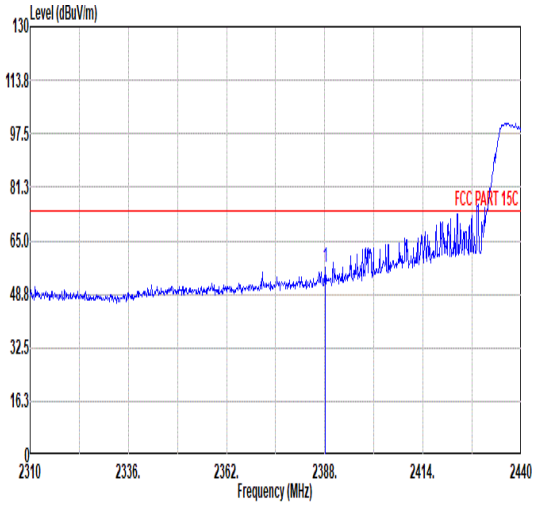 Freq Level Limit Line Margin Read Level Ant Factor Cable Loss Preamp Factor Aux Factor APos TPos Remark MHz dBuV/m dBuV/m dB dBuV dB/m dB dB dB cm deg 1 2388.13 57.00 74.00 -17.00 48.89 32.06 7.10 37.05 6.00 122 243 PEAK	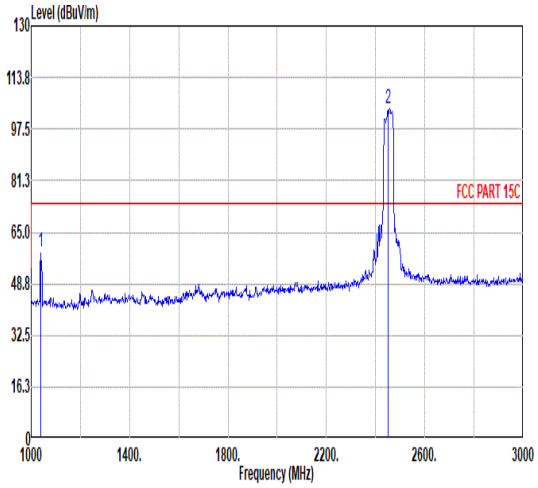 Freq Level Limit Line Margin Read Level Ant Factor Cable Loss Preamp Factor Aux Factor APos TPos Remark MHz dBuV/m dBuV/m dB dBuV dB/m dB dB dB cm deg 1 1040.00 58.98 74.00 -15.02 57.42 28.10 4.67 37.21 6.00 100 214 Peak 2 2452.00 103.97 ------ ------ 95.28 32.39 7.21 36.91 6.00 122 243 PEAK
Avg	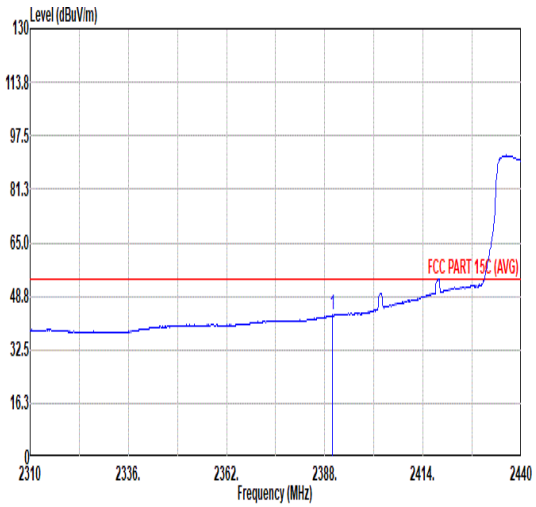 Freq Level Limit Line Margin Read Level Ant Factor Cable Loss Preamp Factor Aux Factor APos TPos Remark MHz dBuV/m dBuV/m dB dBuV dB/m dB dB dB cm deg 1 2389.95 42.96 54.00 -11.04 34.83 32.07 7.11 37.05 6.00 122 243 AVERAGE	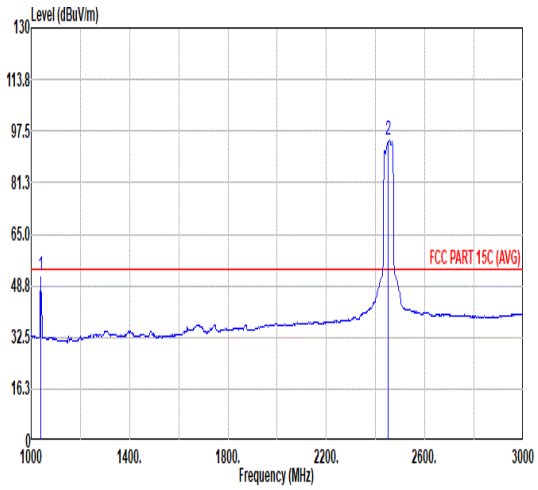 Freq Level Limit Line Margin Read Level Ant Factor Cable Loss Preamp Factor Aux Factor APos TPos Remark MHz dBuV/m dBuV/m dB dBuV dB/m dB dB dB cm deg 1 1038.00 51.81 54.00 -2.19 50.22 28.13 4.67 37.21 6.00 100 214 Average 2 2452.00 94.63 ------ ------ 85.94 32.39 7.21 36.91 6.00 122 243 AVERAGE

Mode	12	
	Band Edge - R	
	2400-2483.5_802.11n HT40_CH09_2452MHz	
ANT	1	
Pol.	Horizontal	Fundamental
Peak	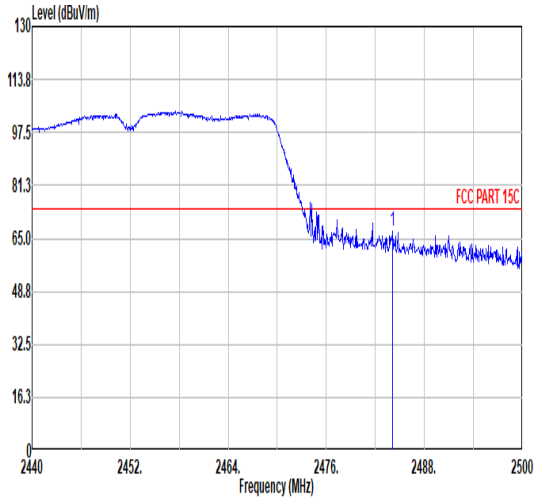 Limit Read Ant Cable Preamp Aux APos TPos Freq Level Line Margin Level Factor Loss Factor Factor Remark MHz dBuV/m dBuV/m dB dBuV dB/m dB dB dB cm deg 1 2484.10 67.06 74.00 -6.94 58.13 32.52 7.26 36.85 6.00 122 243 PEAK	Blank
Avg	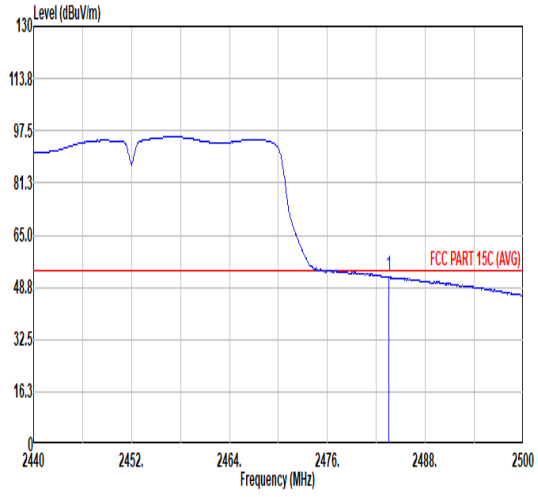 Limit Read Ant Cable Preamp Aux APos TPos Freq Level Line Margin Level Factor Loss Factor Factor Remark MHz dBuV/m dBuV/m dB dBuV dB/m dB dB dB cm deg 1 2483.50 52.36 54.00 -1.64 43.43 32.52 7.26 36.85 6.00 122 243 AVERAGE	Blank

Mode	12	
	Band Edge - L	
	2400-2483.5_802.11n HT40_CH09_2452MHz	
ANT	1	
Pol.	Vertical	Fundamental
Peak	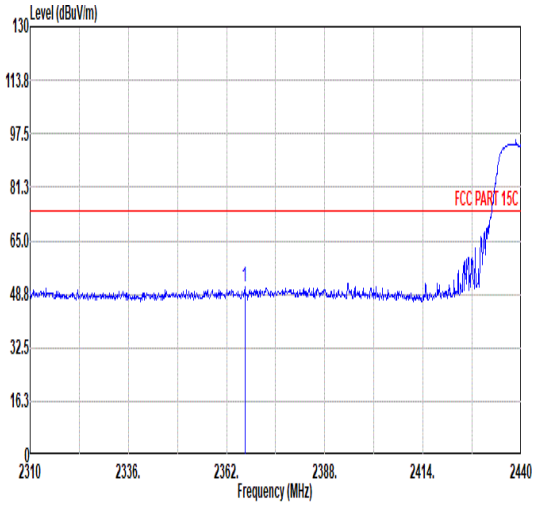 Freq Level Limit Line Margin Read Level Ant Factor Cable Loss Preamp Factor Aux Factor APos TPos Remark MHz dBuV/m dBuV/m dB dBuV dB/m dB dB dB cm deg 1 2366.81 50.79 74.00 -23.21 42.78 32.00 7.07 37.06 6.00 399 168 PEAK	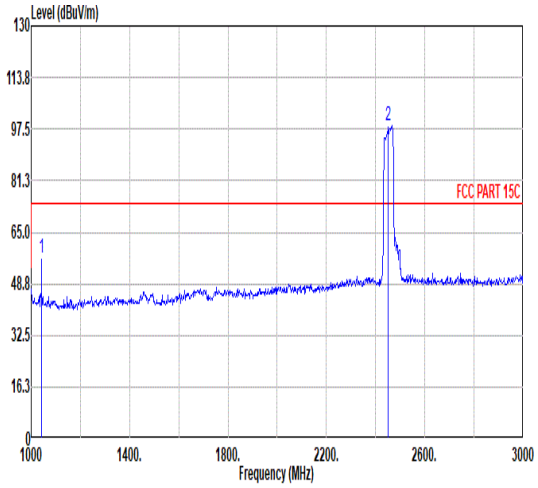 Freq Level Limit Line Margin Read Level Ant Factor Cable Loss Preamp Factor Aux Factor APos TPos Remark MHz dBuV/m dBuV/m dB dBuV dB/m dB dB dB cm deg 1 1042.00 56.96 74.00 -17.04 55.42 28.07 4.68 37.21 6.00 279 273 Peak 2 2452.00 98.78 ------ ------ 89.99 32.44 7.23 36.88 6.00 399 168 PEAK
Avg	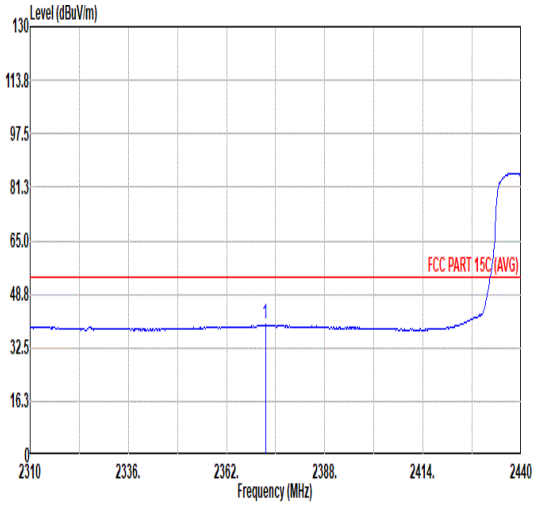 Freq Level Limit Line Margin Read Level Ant Factor Cable Loss Preamp Factor Aux Factor APos TPos Remark MHz dBuV/m dBuV/m dB dBuV dB/m dB dB dB cm deg 1 2372.27 39.51 54.00 -14.49 31.46 32.02 7.08 37.05 6.00 399 168 AVERAGE	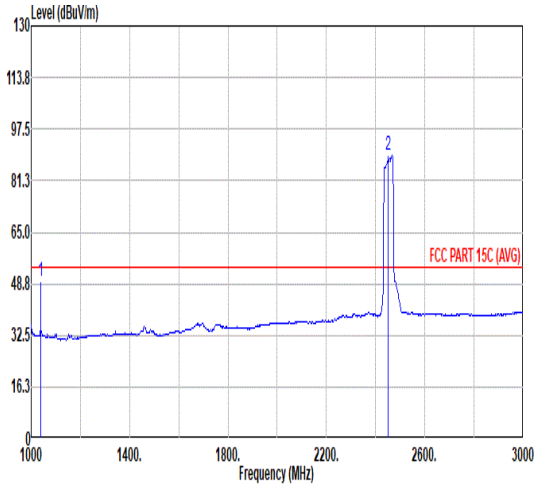 Freq Level Limit Line Margin Read Level Ant Factor Cable Loss Preamp Factor Aux Factor APos TPos Remark MHz dBuV/m dBuV/m dB dBuV dB/m dB dB dB cm deg 1 1038.00 49.72 54.00 -4.28 48.13 28.13 4.67 37.21 6.00 279 273 Average 2 2452.00 89.43 ------ ------ 80.64 32.44 7.23 36.88 6.00 399 168 AVERAGE

Mode	12	
	Band Edge - R	
	2400-2483.5_802.11n HT40_CH09_2452MHz	
ANT	1	
Pol.	Vertical	Fundamental
Peak	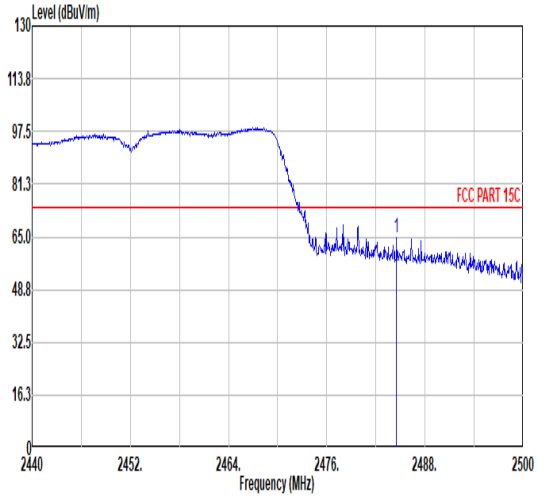 Freq Level Limit Line Margin Read Level Ant Factor Cable Loss Preamp Factor Aux Factor APos TPos Remark MHz dBuV/m dBuV/m dB dBuV dB/m dB dB dB cm deg 1 2484.52 64.82 74.00 -9.18 55.89 32.52 7.26 36.85 6.00 399 168 PEAK	Blank
Avg	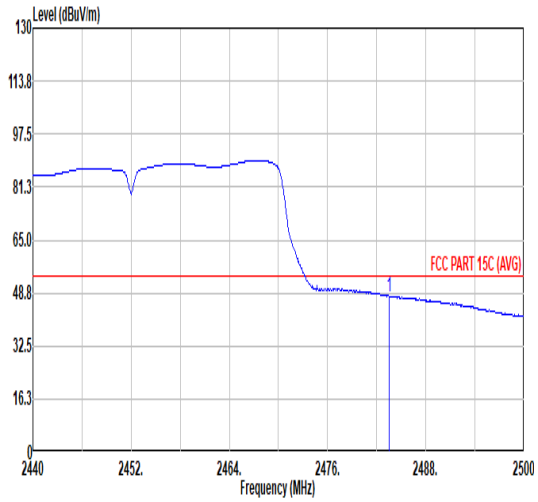 Freq Level Limit Line Margin Read Level Ant Factor Cable Loss Preamp Factor Aux Factor APos TPos Remark MHz dBuV/m dBuV/m dB dBuV dB/m dB dB dB cm deg 1 2483.50 47.75 54.00 -6.25 38.82 32.52 7.26 36.85 6.00 399 168 AVERAGE	Blank

Mode	12	
	Harmonic	
	2400-2483.5_802.11n HT40_CH09_2452MHz	
ANT	1	
Pol.	Horizontal	Vertical
Peak Avg	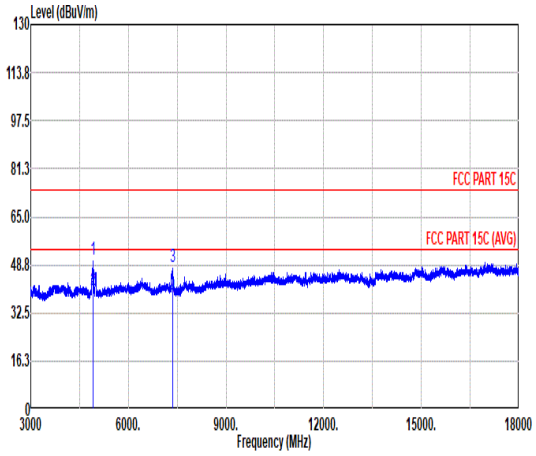 Freq Level Limit Line Margin Read Level Ant Factor Cable Loss Preamp Factor Aux Factor APos TPos Remark MHz dBuV/m dBuV/m dB dBuV dB/m dB dB dB cm deg 1 4904.00 50.50 74.00 -23.50 71.55 33.91 10.33 65.29 0.00 100 360 PEAK 2 4904.00 40.27 54.00 -13.73 61.32 33.91 10.33 65.29 0.00 100 360 AVERAGE 3 7356.00 48.06 74.00 -25.94 66.20 35.70 12.73 66.57 0.00 100 360 PEAK 4 7356.00 37.86 54.00 -16.14 56.01 35.70 12.73 66.58 0.00 100 360 AVERAGE	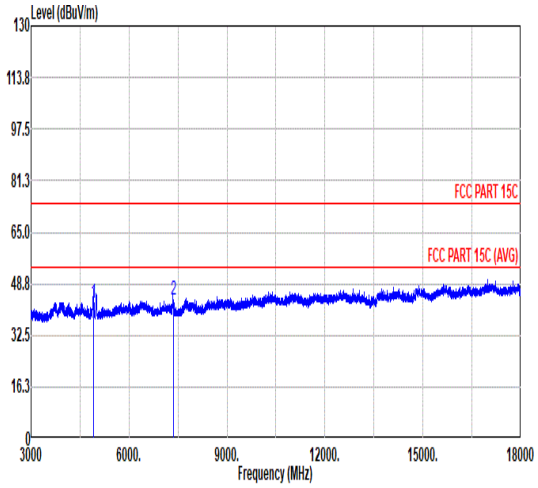 Freq Level Limit Line Margin Read Level Ant Factor Cable Loss Preamp Factor Aux Factor APos TPos Remark MHz dBuV/m dBuV/m dB dBuV dB/m dB dB dB cm deg 1 4904.00 42.91 74.00 -31.09 63.96 33.91 10.33 65.29 0.00 -- -- PEAK 2 7356.00 43.45 74.00 -30.55 61.59 35.70 12.73 66.57 0.00 -- -- PEAK

Mode	13	
	Band Edge	
	2400-2483.5_802.11g_CH02_2417MHz	
ANT	1	
Pol.	Horizontal	Fundamental
Peak	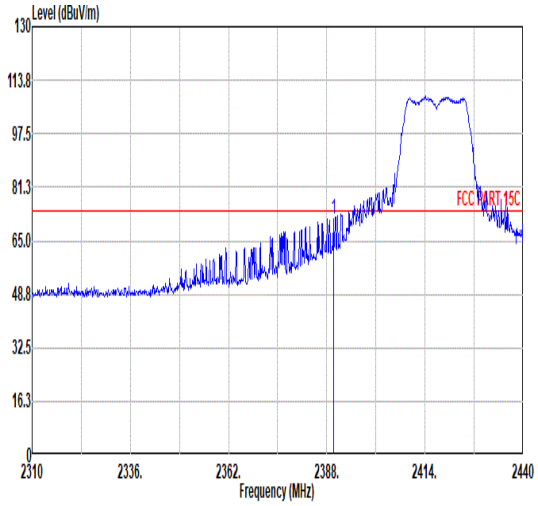 Freq Level Limit Line Margin Read Level Ant Factor Cable Loss Preamp Factor Aux Factor APos TPos Remark MHz dBuV/m dBuV/m dB dBuV dB/m dB dB dB cm deg 1 2389.82 71.78 74.00 -2.22 63.65 32.07 7.11 37.05 6.00 100 244 PEAK	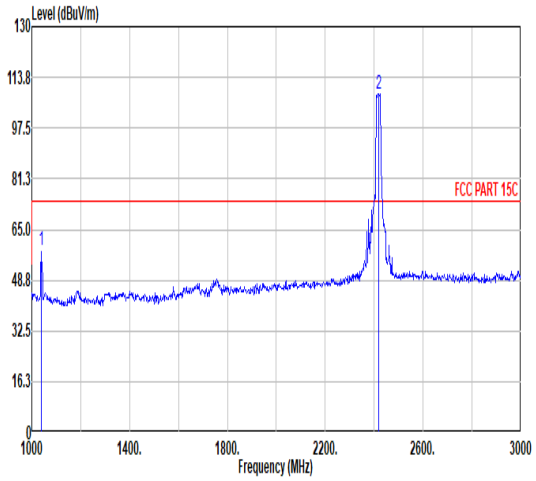 Freq Level Limit Line Margin Read Level Ant Factor Cable Loss Preamp Factor Aux Factor APos TPos Remark MHz dBuV/m dBuV/m dB dBuV dB/m dB dB dB cm deg 1 1040.00 58.37 74.00 -15.63 56.81 28.10 4.67 37.21 6.00 100 244 Peak 2 2417.00 108.58 ------ ------ 100.28 32.17 7.14 37.01 6.00 100 244 PEAK
Avg	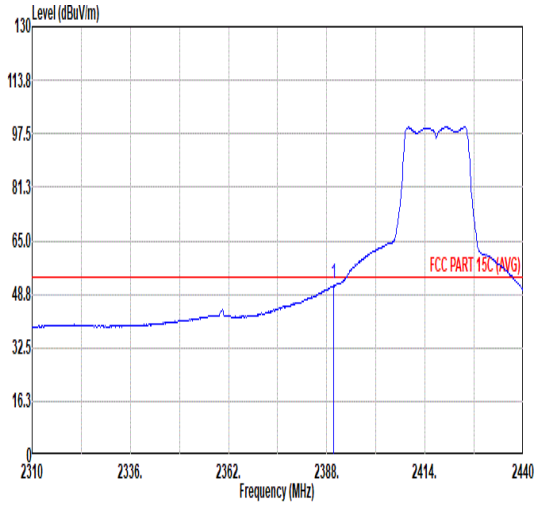 Freq Level Limit Line Margin Read Level Ant Factor Cable Loss Preamp Factor Aux Factor APos TPos Remark MHz dBuV/m dBuV/m dB dBuV dB/m dB dB dB cm deg 1 2389.82 52.10 54.00 -1.90 43.97 32.07 7.11 37.05 6.00 100 244 AVERAGE	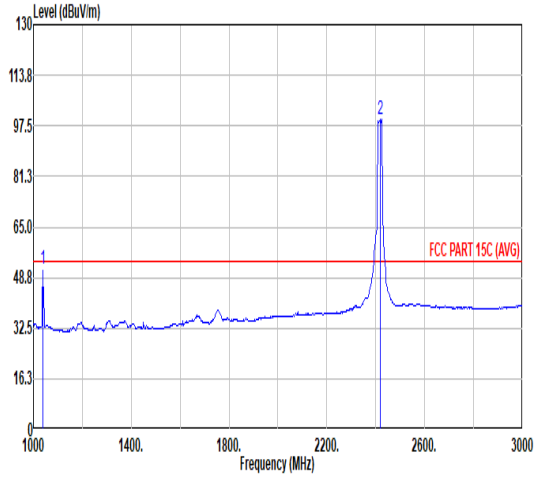 Freq Level Limit Line Margin Read Level Ant Factor Cable Loss Preamp Factor Aux Factor APos TPos Remark MHz dBuV/m dBuV/m dB dBuV dB/m dB dB dB cm deg 1 1038.00 51.29 54.00 -2.71 49.70 28.13 4.67 37.21 6.00 100 244 Average 2 2417.00 99.35 ------ ------ 90.99 32.20 7.15 36.99 6.00 100 244 AVERAGE

Mode	13	
	Band Edge	
	2400-2483.5_802.11g_CH02_2417MHz	
ANT	1	
Pol.	Vertical	Fundamental
Peak	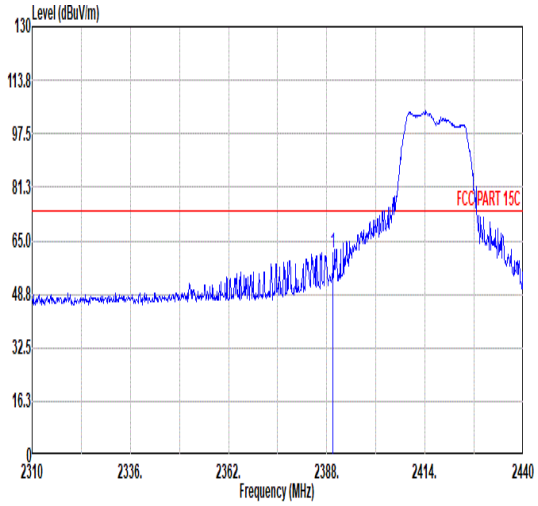 Limit Read Ant Cable Preamp Aux APos TPos Freq Level Line Margin Level Factor Loss Factor Factor Remark MHz dBuV/m dBuV/m dB dBuV dB/m dB dB dB cm deg 1 2389.69 61.44 74.00 -12.56 53.31 32.07 7.11 37.05 6.00 313 165 PEAK	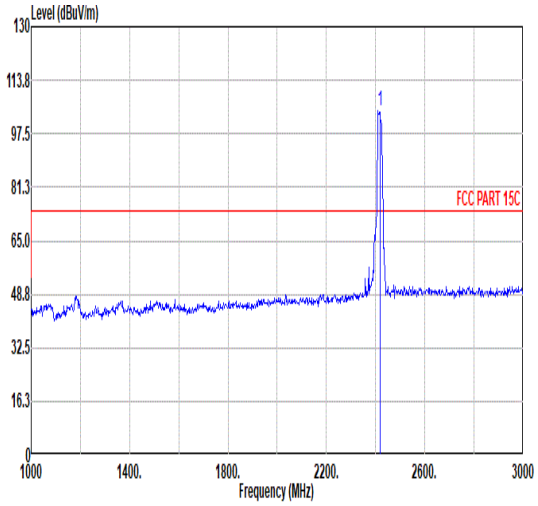 Limit Read Ant Cable Preamp Aux APos TPos Freq Level Line Margin Level Factor Loss Factor Factor Remark MHz dBuV/m dBuV/m dB dBuV dB/m dB dB dB cm deg 1 2417.00 104.31 ------ ------ 96.04 32.15 7.14 37.02 6.00 313 165 PEAK
Avg	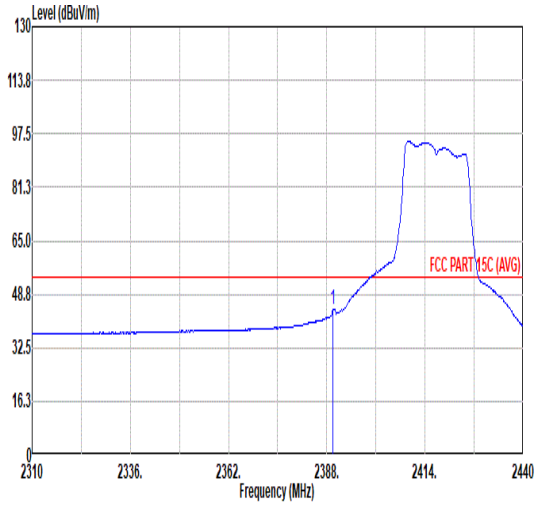 Limit Read Ant Cable Preamp Aux APos TPos Freq Level Line Margin Level Factor Loss Factor Factor Remark MHz dBuV/m dBuV/m dB dBuV dB/m dB dB dB cm deg 1 2389.69 44.25 54.00 -9.75 36.12 32.07 7.11 37.05 6.00 313 165 AVERAGE	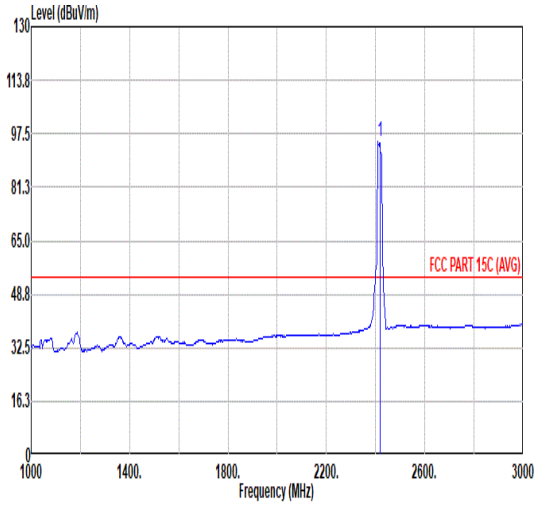 Limit Read Ant Cable Preamp Aux APos TPos Freq Level Line Margin Level Factor Loss Factor Factor Remark MHz dBuV/m dBuV/m dB dBuV dB/m dB dB dB cm deg 1 2417.00 95.13 ------ ------ 86.86 32.15 7.14 37.02 6.00 313 165 AVERAGE

Mode	13	
	Harmonic	
	2400-2483.5_802.11g_CH02_2417MHz	
ANT	1	
Pol.	Horizontal	Vertical
Peak Avg	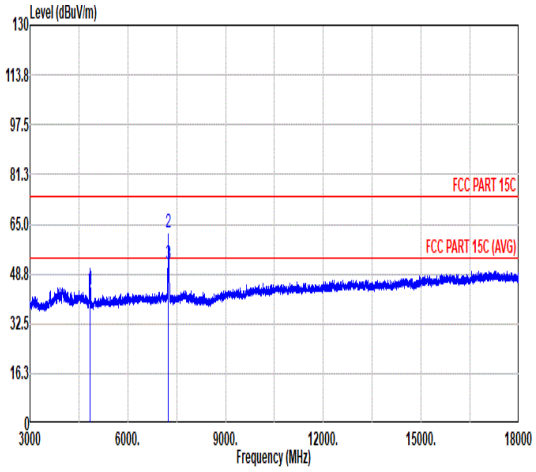 Freq Level Limit Line Margin Read Level Ant Factor Cable Loss Preamp Factor Aux Factor APos TPos Remark MHz dBuV/m dBuV/m dB dBuV dB/m dB dB dB cm deg 1 4834.00 43.85 74.00 -30.15 65.21 33.90 10.24 65.50 0.00 -- -- PEAK 2 7251.00 62.40 74.00 -11.60 80.12 35.70 12.72 66.14 0.00 147 264 PEAK 3 7251.00 51.97 54.00 -2.03 69.70 35.70 12.72 66.15 0.00 147 264 AVERAGE	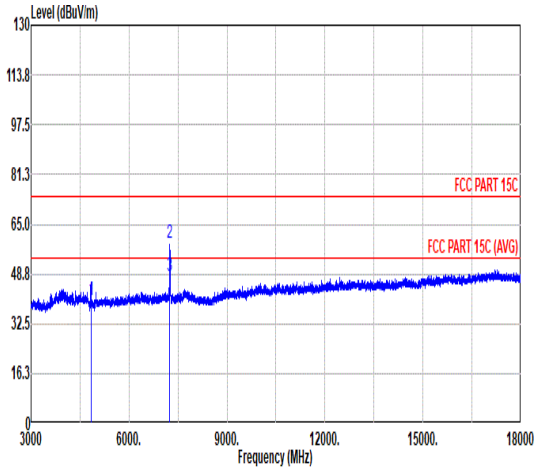 Freq Level Limit Line Margin Read Level Ant Factor Cable Loss Preamp Factor Aux Factor APos TPos Remark MHz dBuV/m dBuV/m dB dBuV dB/m dB dB dB cm deg 1 4834.00 40.11 74.00 -33.89 61.47 33.90 10.24 65.50 0.00 -- -- PEAK 2 7251.00 58.76 74.00 -15.24 76.48 35.70 12.72 66.14 0.00 251 273 PEAK 3 7251.00 48.18 54.00 -5.82 65.91 35.70 12.72 66.15 0.00 251 273 AVERAGE

Mode	14	
	Band Edge	
	2400-2483.5_802.11n HT20_CH02_2417MHz	
ANT	1	
Pol.	Horizontal	Fundamental
Peak	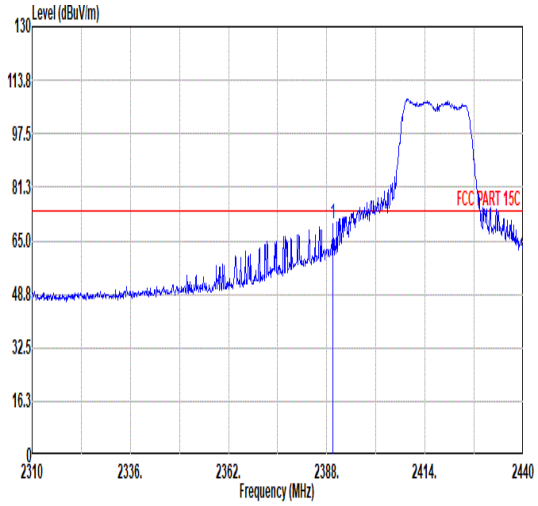 Freq Level Limit Line Margin Read Level Ant Factor Cable Loss Preamp Factor Aux Factor APos TPos Remark MHz dBuV/m dBuV/m dB dBuV dB/m dB dB dB cm deg 1 2389.56 69.92 74.00 -4.08 61.80 32.07 7.10 37.05 6.00 232 252 PEAK	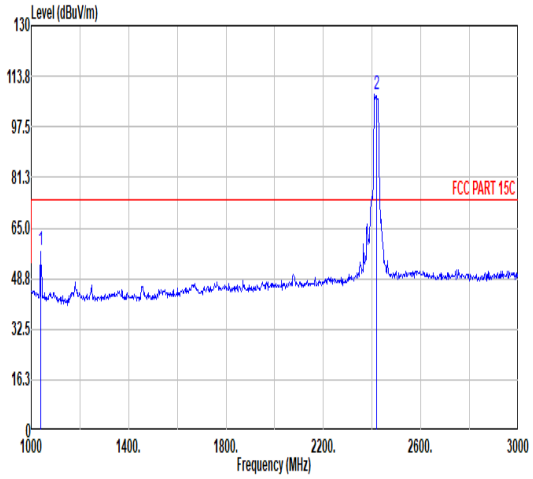 Freq Level Limit Line Margin Read Level Ant Factor Cable Loss Preamp Factor Aux Factor APos TPos Remark MHz dBuV/m dBuV/m dB dBuV dB/m dB dB dB cm deg 1 1040.00 57.77 74.00 -16.23 56.21 28.10 4.67 37.21 6.00 232 252 Peak 2 2417.00 107.97 ------ ------ 99.70 32.15 7.14 37.02 6.00 232 252 PEAK
Avg	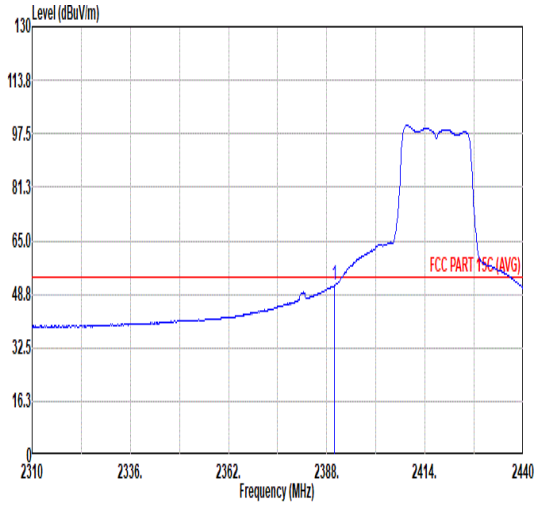 Freq Level Limit Line Margin Read Level Ant Factor Cable Loss Preamp Factor Aux Factor APos TPos Remark MHz dBuV/m dBuV/m dB dBuV dB/m dB dB dB cm deg 1 2389.95 51.33 54.00 -2.67 43.20 32.07 7.11 37.05 6.00 232 252 AVERAGE	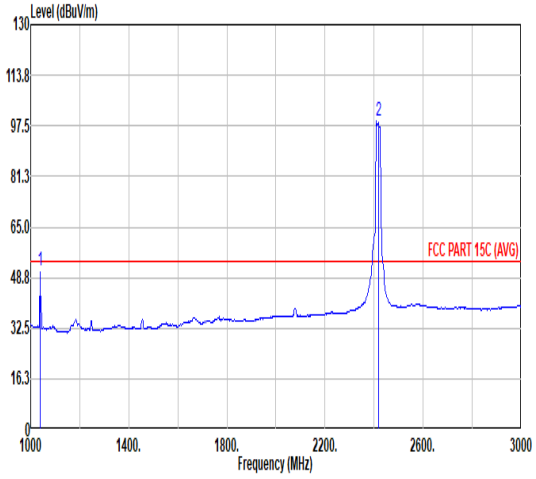 Freq Level Limit Line Margin Read Level Ant Factor Cable Loss Preamp Factor Aux Factor APos TPos Remark MHz dBuV/m dBuV/m dB dBuV dB/m dB dB dB cm deg 1 1038.00 50.79 54.00 -3.21 49.20 28.13 4.67 37.21 6.00 232 252 Average 2 2417.00 99.02 ------ ------ 90.75 32.15 7.14 37.02 6.00 232 252 AVERAGE

Mode	14	
	Band Edge	
	2400-2483.5_802.11n HT20_CH02_2417MHz	
ANT	1	
Pol.	Vertical	Fundamental
Peak	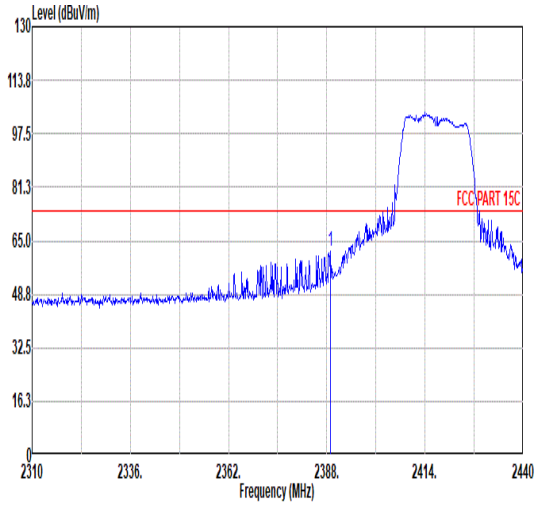 Freq Level Limit Line Margin Read Level Ant Factor Cable Loss Preamp Factor Aux Factor APos TPos Remark MHz dBuV/m dBuV/m dB dBuV dB/m dB dB dB cm deg 1 2389.04 61.66 74.00 -12.34 53.54 32.07 7.10 37.05 6.00 306 163 PEAK	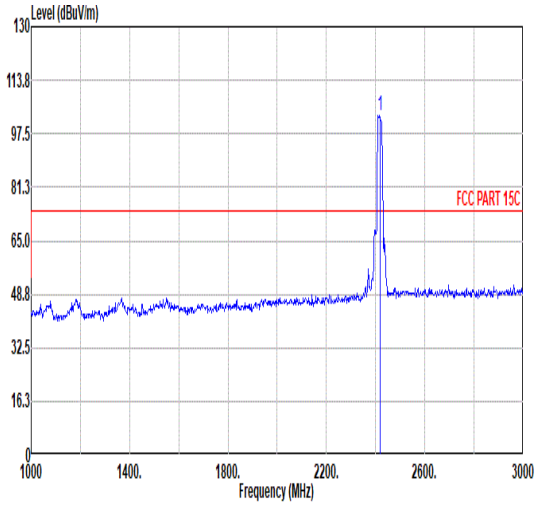 Freq Level Limit Line Margin Read Level Ant Factor Cable Loss Preamp Factor Aux Factor APos TPos Remark MHz dBuV/m dBuV/m dB dBuV dB/m dB dB dB cm deg 1 2417.00 103.04 ------ ------ 94.77 32.15 7.14 37.02 6.00 306 163 PEAK
Avg	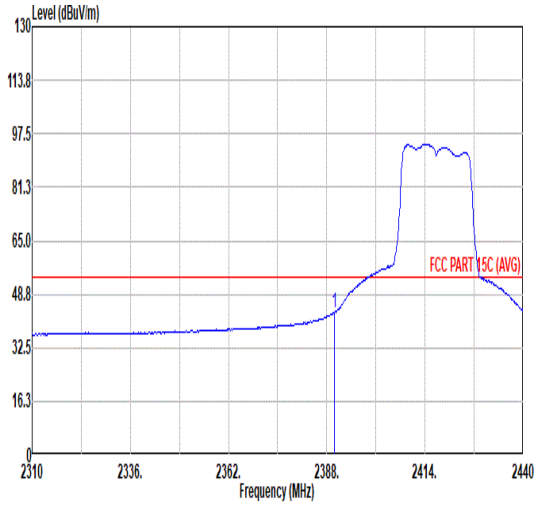 Freq Level Limit Line Margin Read Level Ant Factor Cable Loss Preamp Factor Aux Factor APos TPos Remark MHz dBuV/m dBuV/m dB dBuV dB/m dB dB dB cm deg 1 2389.95 43.07 54.00 -10.93 34.94 32.07 7.11 37.05 6.00 306 163 AVERAGE	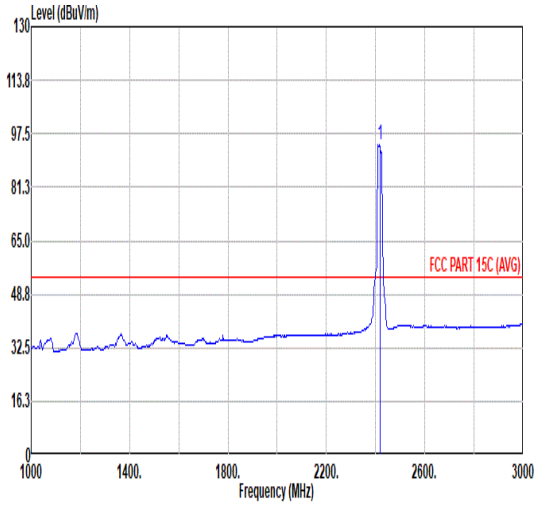 Freq Level Limit Line Margin Read Level Ant Factor Cable Loss Preamp Factor Aux Factor APos TPos Remark MHz dBuV/m dBuV/m dB dBuV dB/m dB dB dB cm deg 1 2417.00 94.33 ------ ------ 86.03 32.17 7.14 37.01 6.00 306 163 AVERAGE

Mode	14	
	Harmonic	
	2400-2483.5_802.11n HT20_CH02_2417MHz	
ANT	1	
Pol.	Horizontal	Vertical
Peak Avg	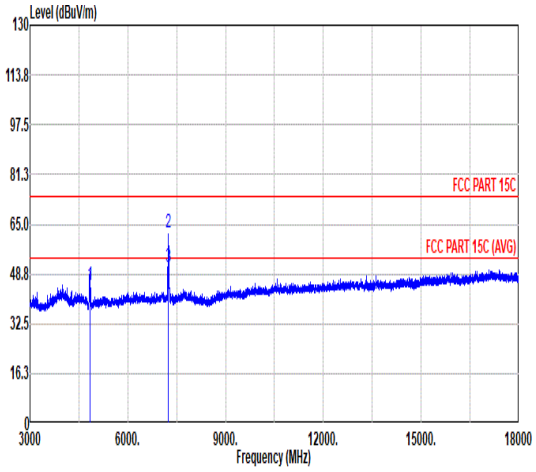 Freq Level Limit Line Margin Read Level Ant Factor Cable Loss Preamp Factor Aux Factor APos TPos Remark MHz dBuV/m dBuV/m dB dBuV dB/m dB dB dB cm deg 1 4834.00 45.32 74.00 -28.68 66.68 33.90 10.24 65.50 0.00 -- -- PEAK 2 7251.00 62.07 74.00 -11.93 79.79 35.70 12.72 66.14 0.00 119 262 PEAK 3 7251.00 51.19 54.00 -2.81 68.91 35.70 12.72 66.14 0.00 119 262 AVERAGE	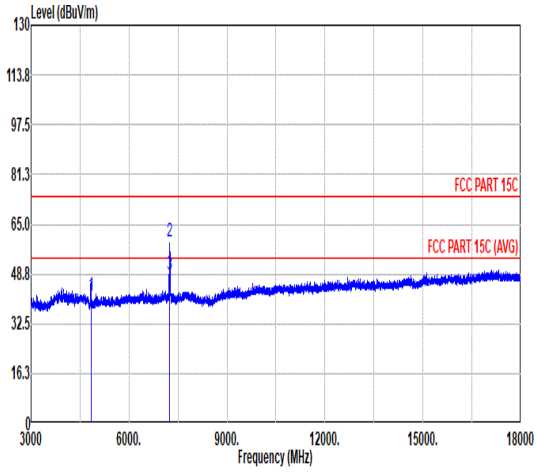 Freq Level Limit Line Margin Read Level Ant Factor Cable Loss Preamp Factor Aux Factor APos TPos Remark MHz dBuV/m dBuV/m dB dBuV dB/m dB dB dB cm deg 1 4834.00 41.47 74.00 -32.53 62.83 33.90 10.24 65.50 0.00 -- -- PEAK 2 7251.00 59.51 74.00 -14.49 77.23 35.70 12.72 66.14 0.00 211 274 PEAK 3 7251.00 48.37 54.00 -5.63 66.08 35.70 12.72 66.13 0.00 211 274 AVERAGE

Mode	15	
	Band Edge - L	
	2400-2483.5_802.11n HT40_CH04_2427MHz	
ANT	1	
Pol.	Horizontal	Fundamental
Peak	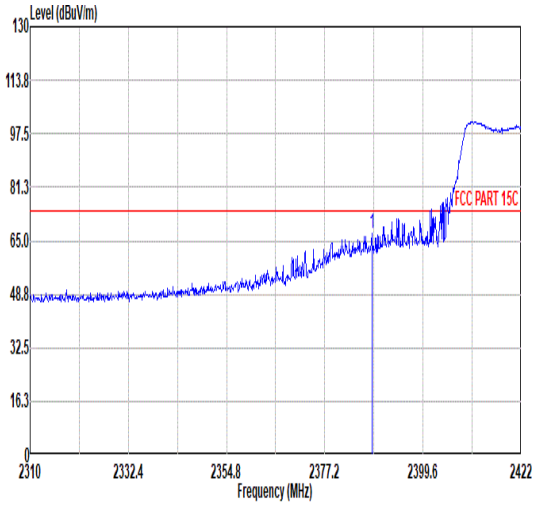 Freq Level Limit Line Margin Read Level Ant Factor Cable Loss Preamp Factor Aux Factor APos TPos Remark MHz dBuV/m dBuV/m dB dBuV dB/m dB dB dB cm deg 1 2387.95 67.12 74.00 -6.88 59.01 32.06 7.10 37.05 6.00 233 253 PEAK	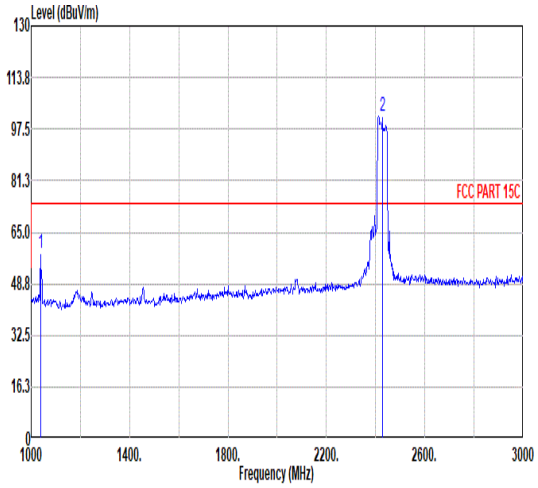 Freq Level Limit Line Margin Read Level Ant Factor Cable Loss Preamp Factor Aux Factor APos TPos Remark MHz dBuV/m dBuV/m dB dBuV dB/m dB dB dB cm deg 1 1038.00 58.29 74.00 -15.71 56.70 28.13 4.67 37.21 6.00 233 253 Peak 2 2427.00 101.55 ------ ------ 93.26 32.16 7.14 37.01 6.00 233 253 PEAK
Avg	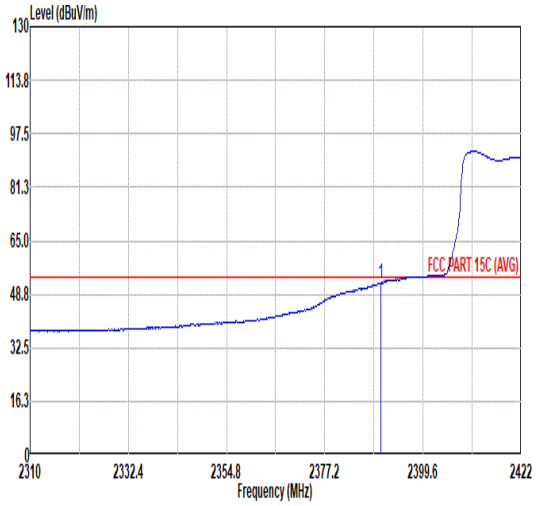 Freq Level Limit Line Margin Read Level Ant Factor Cable Loss Preamp Factor Aux Factor APos TPos Remark MHz dBuV/m dBuV/m dB dBuV dB/m dB dB dB cm deg 1 2389.97 52.12 54.00 -1.88 43.99 32.07 7.11 37.05 6.00 233 253 AVERAGE	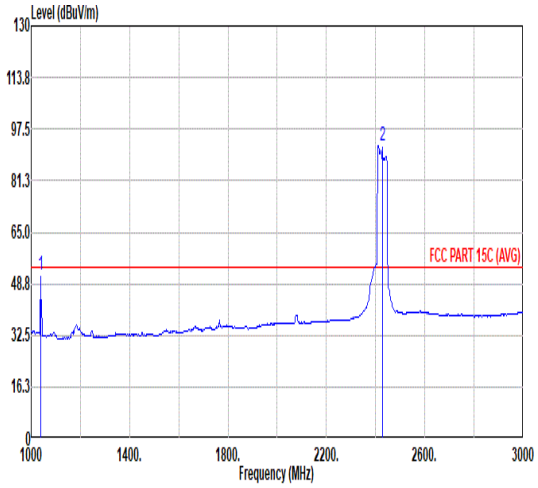 Freq Level Limit Line Margin Read Level Ant Factor Cable Loss Preamp Factor Aux Factor APos TPos Remark MHz dBuV/m dBuV/m dB dBuV dB/m dB dB dB cm deg 1 1038.00 51.59 54.00 -2.41 50.00 28.13 4.67 37.21 6.00 233 253 Average 2 2427.00 92.24 ------ ------ 83.95 32.16 7.14 37.01 6.00 233 253 AVERAGE

Mode	15	
	Band Edge - R	
	2400-2483.5_802.11n HT40_CH04_2427MHz	
ANT	1	
Pol.	Horizontal	Fundamental
Peak	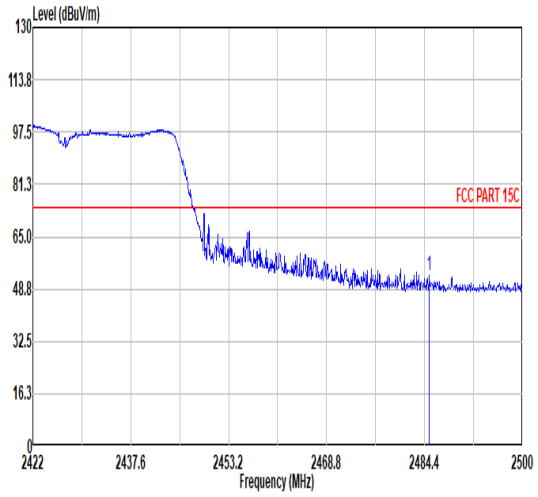 Freq Level Limit Line Margin Read Level Ant Factor Cable Loss Preamp Factor Aux Factor APos TPos Remark MHz dBuV/m dBuV/m dB dBuV dB/m dB dB dB cm deg 1 2485.18 53.14 74.00 -20.86 44.19 32.53 7.26 36.84 6.00 233 253 PEAK	Blank
Avg	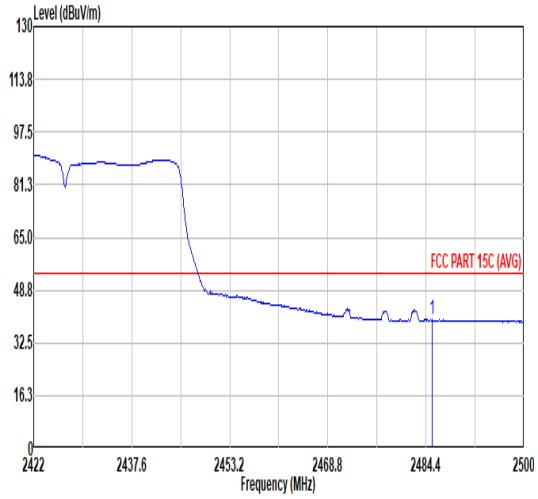 Freq Level Limit Line Margin Read Level Ant Factor Cable Loss Preamp Factor Aux Factor APos TPos Remark MHz dBuV/m dBuV/m dB dBuV dB/m dB dB dB cm deg 1 2485.34 39.84 54.00 -14.16 30.89 32.53 7.26 36.84 6.00 233 253 AVERAGE	Blank

Mode	15	
	Band Edge - L	
	2400-2483.5_802.11n HT40_CH04_2427MHz	
ANT	1	
Pol.	Vertical	Fundamental
Peak	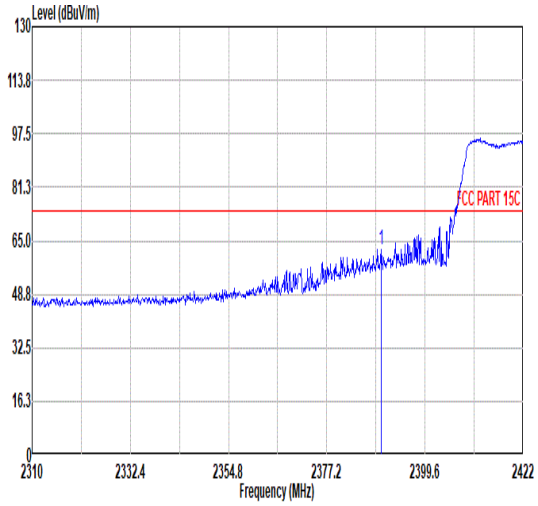 Freq Level Limit Line Margin Read Level Ant Factor Cable Loss Preamp Factor Aux Factor APos TPos Remark MHz dBuV/m dBuV/m dB dBuV dB/m dB dB dB cm deg 1 2389.63 62.38 74.00 -11.62 54.26 32.07 7.10 37.05 6.00 300 192 PEAK	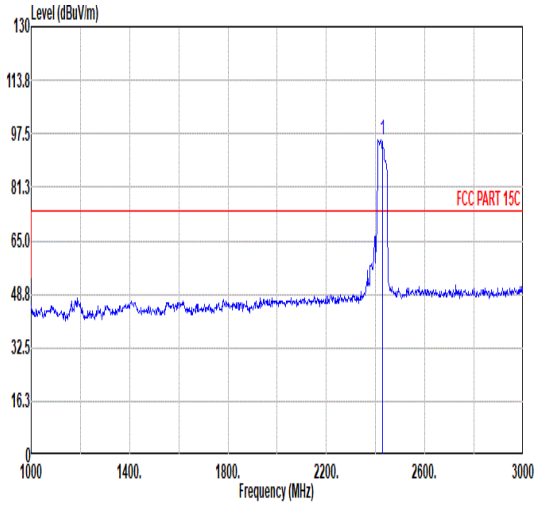 Freq Level Limit Line Margin Read Level Ant Factor Cable Loss Preamp Factor Aux Factor APos TPos Remark MHz dBuV/m dBuV/m dB dBuV dB/m dB dB dB cm deg 1 2427.00 95.78 ------ ------ 87.51 32.15 7.14 37.02 6.00 300 192 PEAK
Avg	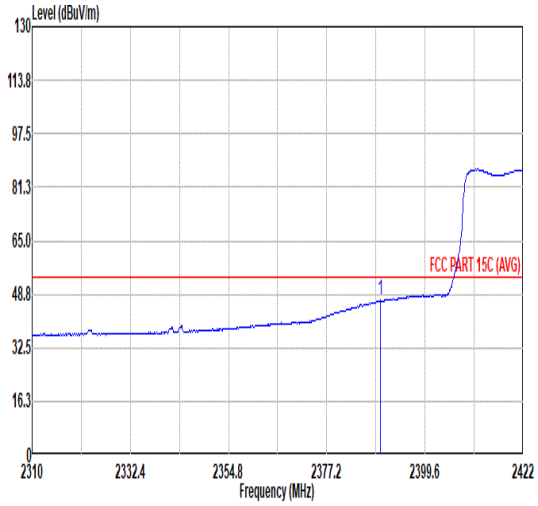 Freq Level Limit Line Margin Read Level Ant Factor Cable Loss Preamp Factor Aux Factor APos TPos Remark MHz dBuV/m dBuV/m dB dBuV dB/m dB dB dB cm deg 1 2389.41 46.91 54.00 -7.09 38.79 32.07 7.10 37.05 6.00 300 192 AVERAGE	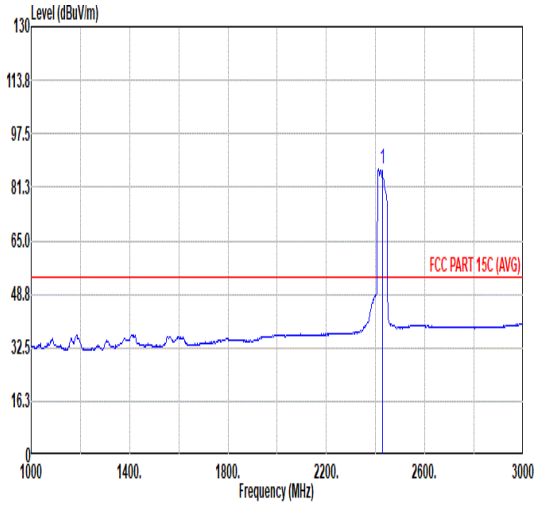 Freq Level Limit Line Margin Read Level Ant Factor Cable Loss Preamp Factor Aux Factor APos TPos Remark MHz dBuV/m dBuV/m dB dBuV dB/m dB dB dB cm deg 1 2427.00 86.60 ------ ------ 78.31 32.16 7.14 37.01 6.00 300 192 AVERAGE

Mode	15	
	Band Edge - R	
	2400-2483.5_802.11n HT40_CH04_2427MHz	
ANT	1	
Pol.	Vertical	Fundamental
Peak	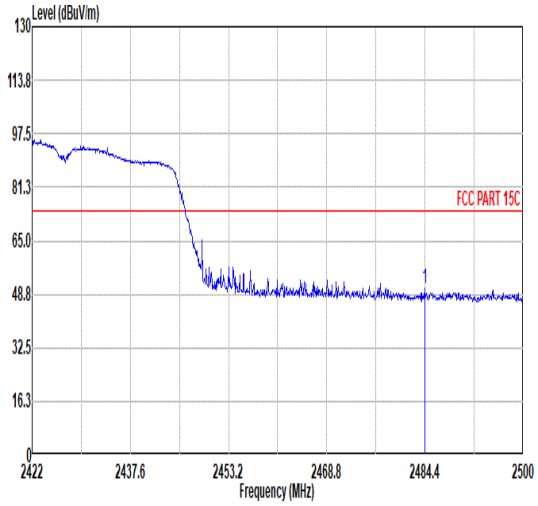 Freq Level Limit Line Margin Read Level Ant Factor Cable Loss Preamp Factor Aux Factor APos TPos Remark MHz dBuV/m dBuV/m dB dBuV dB/m dB dB dB cm deg 1 2484.32 50.32 74.00 -23.68 41.39 32.52 7.26 36.85 6.00 300 192 PEAK	Blank
Avg	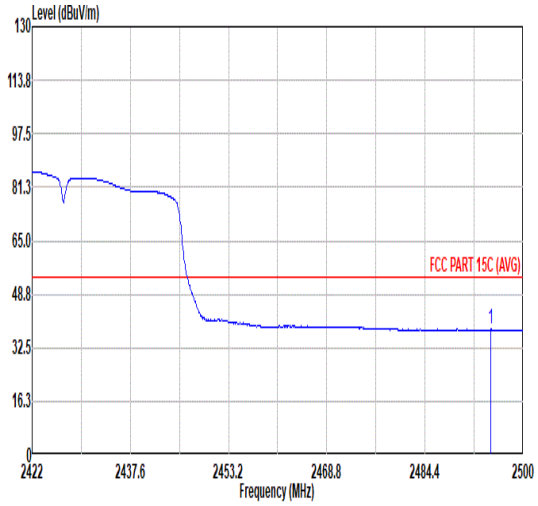 Freq Level Limit Line Margin Read Level Ant Factor Cable Loss Preamp Factor Aux Factor APos TPos Remark MHz dBuV/m dBuV/m dB dBuV dB/m dB dB dB cm deg 1 2494.85 38.17 54.00 -15.83 29.15 32.57 7.27 36.82 6.00 300 192 AVERAGE	Blank

Mode	15	
	Harmonic	
	2400-2483.5_802.11n HT40_CH04_2427MHz	
ANT	1	
Pol.	Horizontal	Vertical
Peak Avg	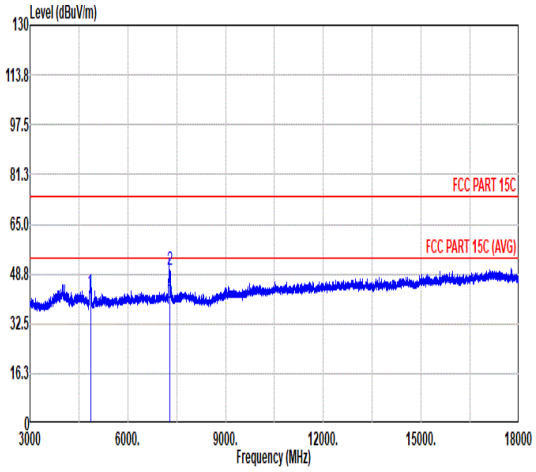 Freq Level Limit Line Margin Read Level Ant Factor Cable Loss Preamp Factor Aux Factor APos TPos Remark MHz dBuV/m dBuV/m dB dBuV dB/m dB dB dB cm deg 1 4854.00 42.47 74.00 -31.53 63.81 33.90 10.27 65.51 0.00 -- -- PEAK 2 7281.00 50.19 74.00 -23.81 67.99 35.70 12.72 66.22 0.00 100 360 PEAK 3 7281.00 39.12 54.00 -14.88 56.92 35.70 12.72 66.22 0.00 100 360 AVERAGE	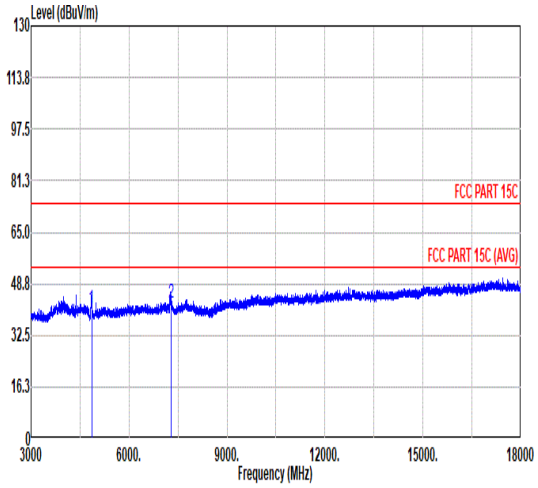 Freq Level Limit Line Margin Read Level Ant Factor Cable Loss Preamp Factor Aux Factor APos TPos Remark MHz dBuV/m dBuV/m dB dBuV dB/m dB dB dB cm deg 1 4854.00 40.78 74.00 -33.22 62.12 33.90 10.27 65.51 0.00 -- -- PEAK 2 7281.00 42.57 74.00 -31.43 60.37 35.70 12.72 66.22 0.00 -- -- PEAK

Mode	16	
	Band Edge - L	
	2400-2483.5_802.11n HT40_CH05_2432MHz	
ANT	1	
Pol.	Horizontal	Fundamental
Peak	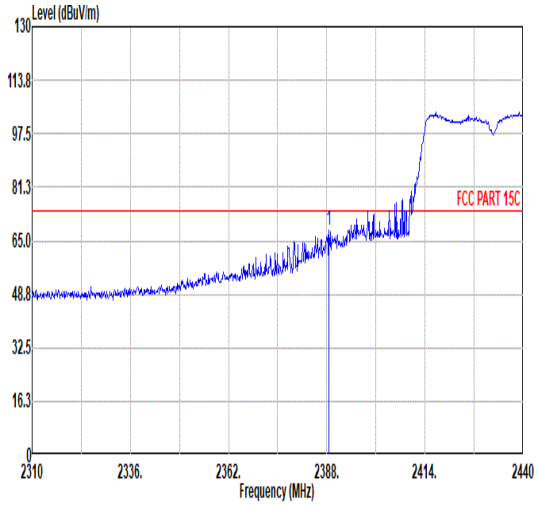 Freq Level Limit Line Margin Read Level Ant Factor Cable Loss Preamp Factor Aux Factor APos TPos Remark MHz dBuV/m dBuV/m dB dBuV dB/m dB dB dB cm deg 1 2388.52 68.06 74.00 -5.94 59.94 32.07 7.10 37.05 6.00 172 247 PEAK	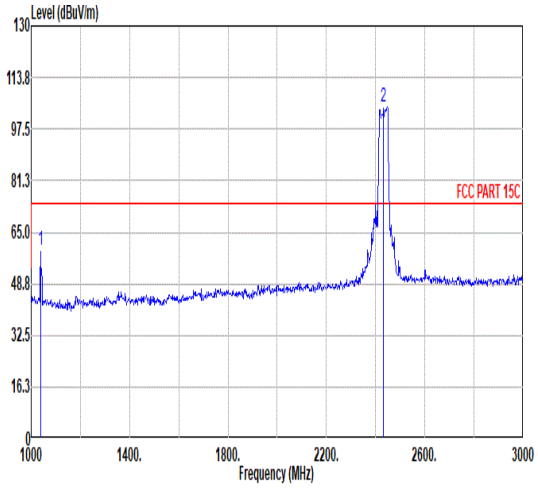 Freq Level Limit Line Margin Read Level Ant Factor Cable Loss Preamp Factor Aux Factor APos TPos Remark MHz dBuV/m dBuV/m dB dBuV dB/m dB dB dB cm deg 1 1038.00 59.49 74.00 -14.51 57.90 28.13 4.67 37.21 6.00 172 247 Peak 2 2432.00 104.29 ------ ------ 95.68 32.34 7.20 36.93 6.00 172 247 PEAK
Avg	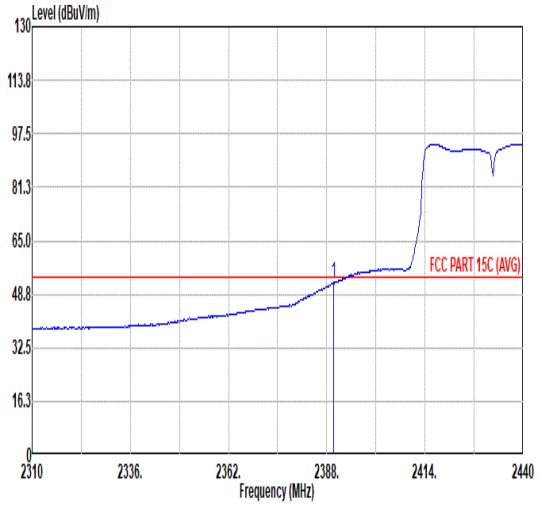 Freq Level Limit Line Margin Read Level Ant Factor Cable Loss Preamp Factor Aux Factor APos TPos Remark MHz dBuV/m dBuV/m dB dBuV dB/m dB dB dB cm deg 1 2389.82 52.38 54.00 -1.62 44.25 32.07 7.11 37.05 6.00 172 247 AVERAGE	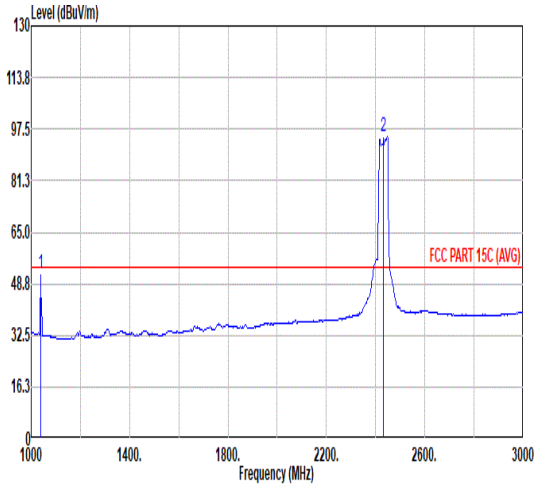 Freq Level Limit Line Margin Read Level Ant Factor Cable Loss Preamp Factor Aux Factor APos TPos Remark MHz dBuV/m dBuV/m dB dBuV dB/m dB dB dB cm deg 1 1038.00 51.79 54.00 -2.21 50.20 28.13 4.67 37.21 6.00 172 247 Average 2 2432.00 95.29 ------ ------ 86.68 32.34 7.20 36.93 6.00 172 247 AVERAGE

Mode	16	
	Band Edge - R	
	2400-2483.5_802.11n HT40_CH05_2432MHz	
ANT	1	
Pol.	Horizontal	Fundamental
Peak	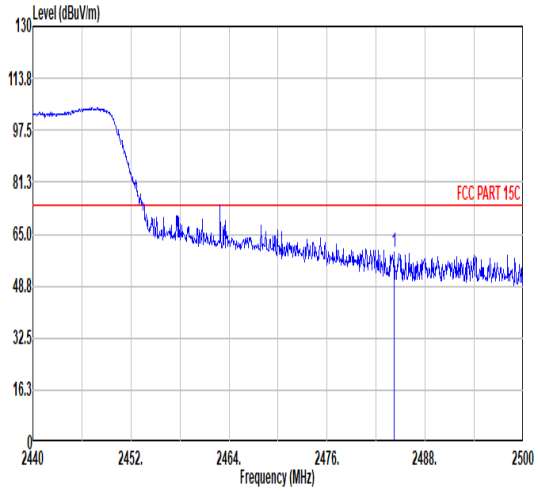 Freq Level Limit Line Margin Read Level Ant Factor Cable Loss Preamp Factor Aux Factor APos TPos Remark MHz dBuV/m dBuV/m dB dBuV dB/m dB dB dB cm deg 1 2484.22 59.56 74.00 -14.44 50.63 32.52 7.26 36.85 6.00 172 247 PEAK	Blank
Avg	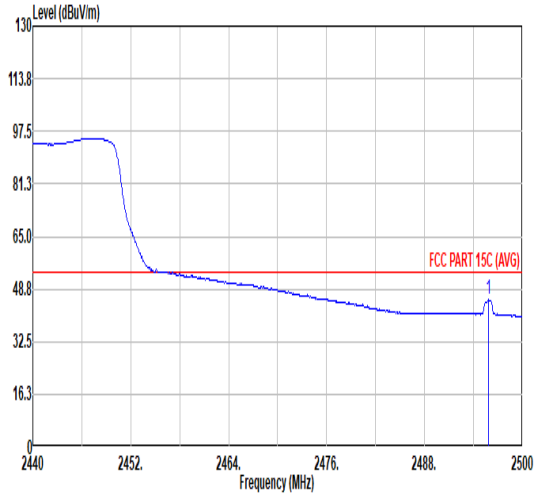 Freq Level Limit Line Margin Read Level Ant Factor Cable Loss Preamp Factor Aux Factor APos TPos Remark MHz dBuV/m dBuV/m dB dBuV dB/m dB dB dB cm deg 1 2495.86 45.41 54.00 -8.59 36.37 32.58 7.28 36.82 6.00 172 247 AVERAGE	Blank

Mode	16	
	Band Edge - L	
	2400-2483.5_802.11n HT40_CH05_2432MHz	
ANT	1	
Pol.	Vertical	Fundamental
Peak	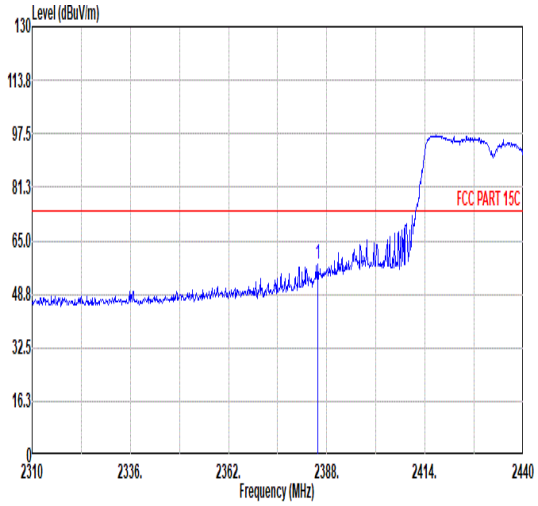 Freq Level Limit Line Margin Read Level Ant Factor Cable Loss Preamp Factor Aux Factor APos TPos Remark MHz dBuV/m dBuV/m dB dBuV dB/m dB dB dB cm deg 1 2385.53 58.13 74.00 -15.87 50.02 32.06 7.10 37.05 6.00 300 166 PEAK	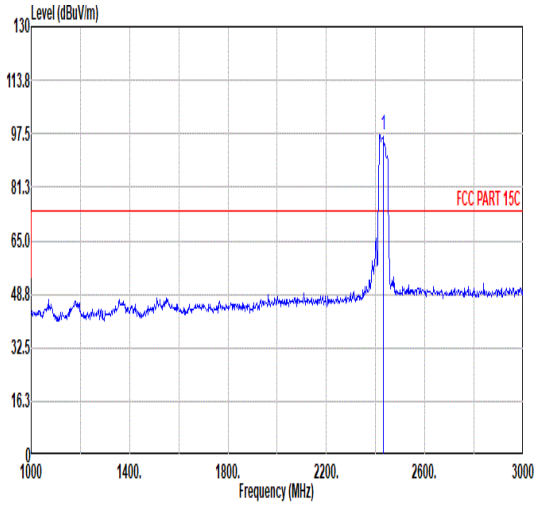 Freq Level Limit Line Margin Read Level Ant Factor Cable Loss Preamp Factor Aux Factor APos TPos Remark MHz dBuV/m dBuV/m dB dBuV dB/m dB dB dB cm deg 1 2432.00 97.36 ------ ------ 89.02 32.19 7.15 37.00 6.00 300 166 PEAK
Avg	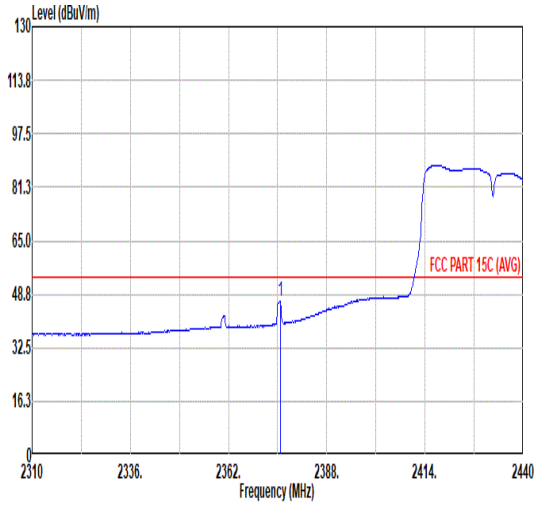 Freq Level Limit Line Margin Read Level Ant Factor Cable Loss Preamp Factor Aux Factor APos TPos Remark MHz dBuV/m dBuV/m dB dBuV dB/m dB dB dB cm deg 1 2375.65 46.42 54.00 -7.58 38.36 32.03 7.08 37.05 6.00 300 166 AVERAGE	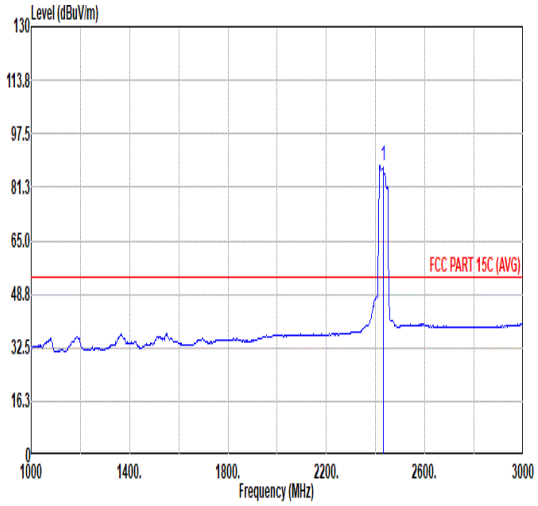 Freq Level Limit Line Margin Read Level Ant Factor Cable Loss Preamp Factor Aux Factor APos TPos Remark MHz dBuV/m dBuV/m dB dBuV dB/m dB dB dB cm deg 1 2432.00 88.02 ------ ------ 79.69 32.18 7.15 37.00 6.00 300 166 AVERAGE

Mode	16	
	Band Edge - R	
	2400-2483.5_802.11n HT40_CH05_2432MHz	
ANT	1	
Pol.	Vertical	Fundamental
Peak	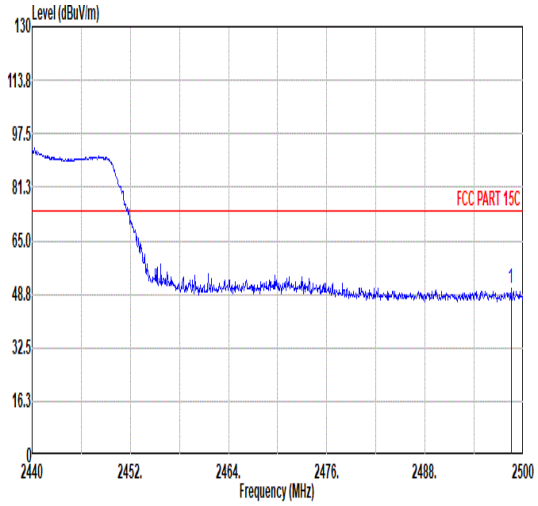 Freq Level Limit Line Margin Read Level Ant Factor Cable Loss Preamp Factor Aux Factor APos TPos Remark MHz dBuV/m dBuV/m dB dBuV dB/m dB dB dB cm deg 1 2498.50 50.64 74.00 -23.36 41.58 32.59 7.28 36.81 6.00 300 166 PEAK	Blank
Avg	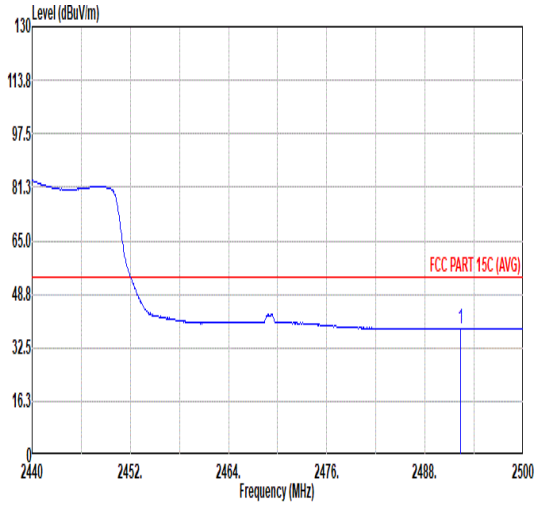 Freq Level Limit Line Margin Read Level Ant Factor Cable Loss Preamp Factor Aux Factor APos TPos Remark MHz dBuV/m dBuV/m dB dBuV dB/m dB dB dB cm deg 1 2492.32 38.45 54.00 -15.55 29.45 32.56 7.27 36.83 6.00 300 166 AVERAGE	Blank

Mode	16	
	Harmonic	
	2400-2483.5_802.11n HT40_CH05_2432MHz	
ANT	1	
Pol.	Horizontal	Vertical
Peak Avg	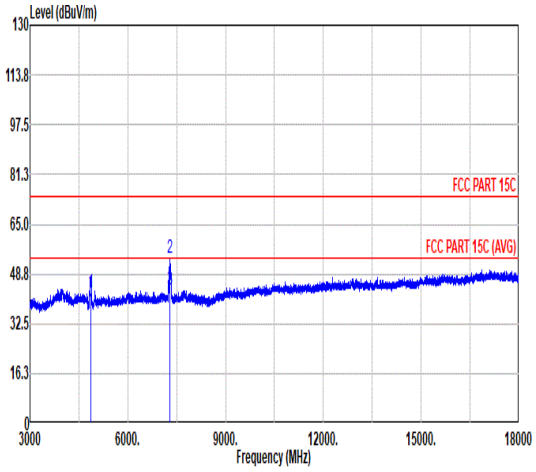 Freq Level Limit Line Margin Read Level Ant Factor Cable Loss Preamp Factor Aux Factor APos TPos Remark MHz dBuV/m dBuV/m dB dBuV dB/m dB dB dB cm deg 1 4864.00 42.58 74.00 -31.42 63.92 33.90 10.28 65.52 0.00 -- -- PEAK 2 7296.00 54.08 74.00 -19.92 71.92 35.70 12.72 66.26 0.00 100 264 PEAK 3 7296.00 43.77 54.00 -10.23 61.62 35.70 12.72 66.27 0.00 100 264 AVERAGE	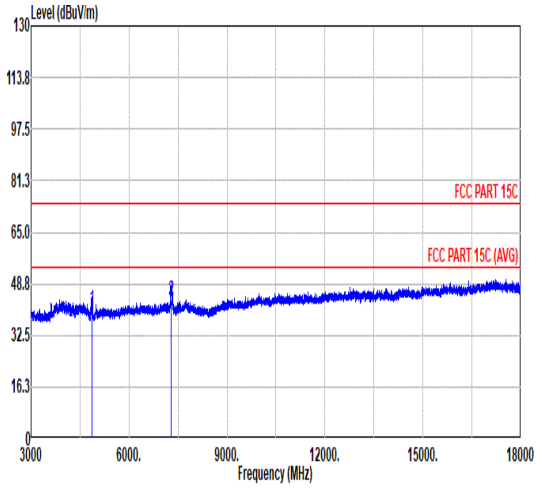 Freq Level Limit Line Margin Read Level Ant Factor Cable Loss Preamp Factor Aux Factor APos TPos Remark MHz dBuV/m dBuV/m dB dBuV dB/m dB dB dB cm deg 1 4864.00 40.54 74.00 -33.46 61.88 33.90 10.28 65.52 0.00 -- -- PEAK 2 7296.00 43.60 74.00 -30.40 61.44 35.70 12.72 66.26 0.00 -- -- PEAK

Mode	10	
	18G-25G	
	2400-2483.5_802.11n HT40_CH03_2422MHz	
ANT	1	
Pol.	Horizontal	Vertical
Peak Avg	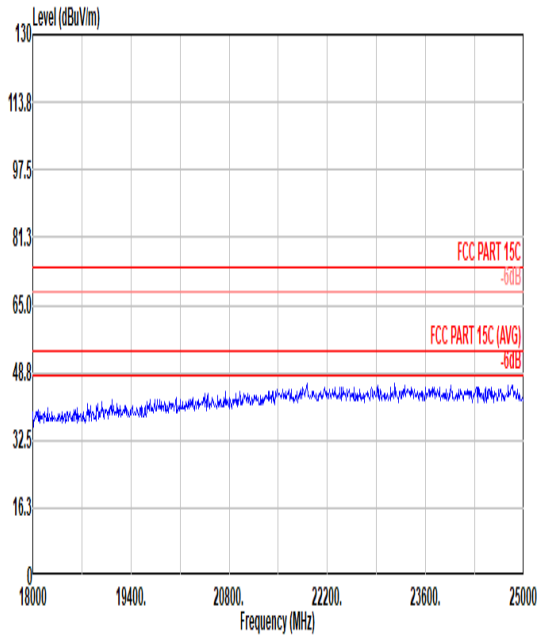	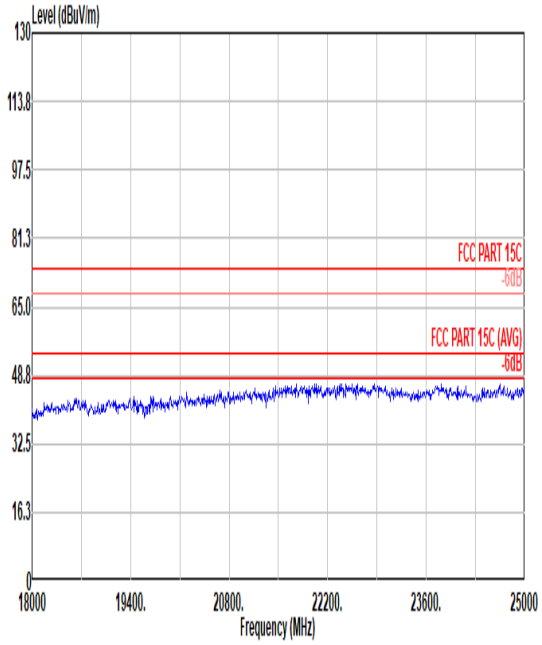

Note: Only the worst case has assessed 18G ~25GHz to test.

Mode	10	
	30-1G	
	2400-2483.5_802.11n HT40_CH03_2422MHz	
ANT	1	
Pol.	Horizontal	Vertical
Peak	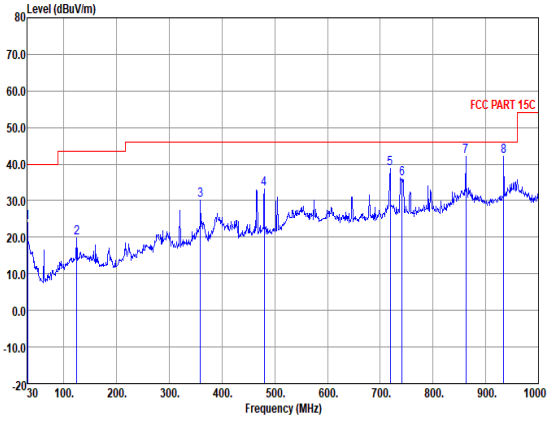	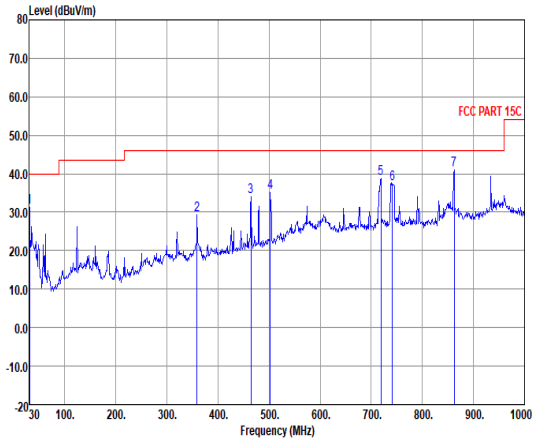

Horizontal

	Freq	Level	Over Limit	Limit Line	Read Level	Cable Loss	Antenna Factor	Preamp Factor	A/Pos	T/Pos	Remark
	MHz	dBuV/m	dB	dBuV/m	dBuV	dB	dB/m	dB	cm	deg	
1	30.97	23.93	-16.07	40.00	32.12	0.73	24.07	32.99	---	---	Peak
2	124.09	19.83	-23.67	43.50	34.26	1.67	16.75	32.85	---	---	Peak
3	358.83	30.06	-15.94	46.00	39.43	2.89	20.65	32.91	---	---	Peak
4	480.08	33.18	-12.82	46.00	39.64	3.35	23.17	32.98	---	---	Peak
5	718.70	38.77	-7.23	46.00	42.19	4.10	25.45	32.97	---	---	Peak
6	741.01	35.99	-10.01	46.00	38.94	4.17	25.72	32.84	---	---	Peak
7	862.26	42.10	-3.90	46.00	43.25	4.48	26.61	32.24	---	---	Peak
8	934.04	42.25	-3.75	46.00	42.01	4.67	27.28	31.71	200	117	Peak

Vertical

	Freq	Level	Over Limit	Limit Line	Read Level	Cable Loss	Antenna Factor	Preamp Factor	A/Pos	T/Pos	Remark
	MHz	dBuV/m	dB	dBuV/m	dBuV	dB	dB/m	dB	cm	deg	
1	30.97	31.38	-8.62	40.00	39.57	0.73	24.07	32.99	---	---	Peak
2	358.83	29.38	-16.62	46.00	38.75	2.89	20.65	32.91	---	---	Peak
3	464.56	34.04	-11.96	46.00	40.93	3.29	22.84	33.02	---	---	Peak
4	502.39	35.22	-10.78	46.00	41.05	3.43	23.67	32.93	---	---	Peak
5	718.70	38.73	-7.27	46.00	42.15	4.10	25.45	32.97	---	---	Peak
6	741.01	37.46	-8.54	46.00	40.41	4.17	25.72	32.84	---	---	Peak
7	862.26	40.92	-5.08	46.00	42.07	4.48	26.61	32.24	---	---	Peak

Appendix D. Duty Cycle Plots

2.4G Band	Duty Cycle(%)	T(ms)	1/T(kHz)	VBW Setting
802.11b	98.63	-	-	10Hz
802.11g	96.41	3.116	0.321	0.33kHz
802.11n HT20	97.33	4.754	0.210	0.22KHz
802.11n HT40	95.81	2.319	0.431	0.47KHz

2.4G 802.11b

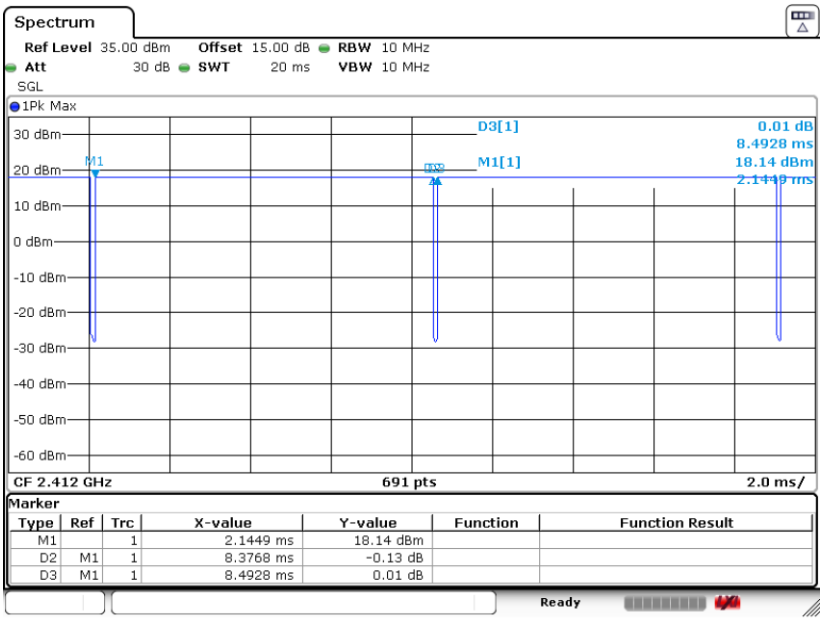

2.4G 802.11g

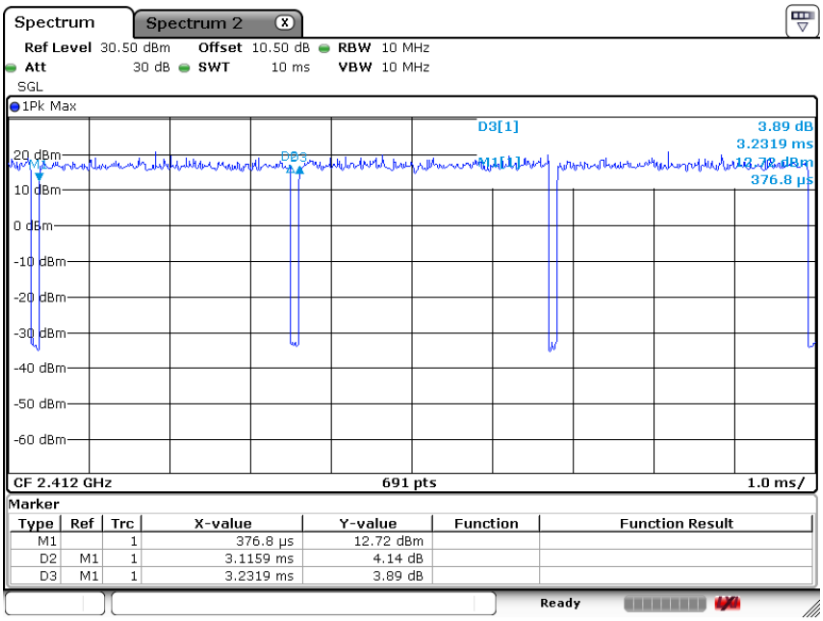

2.4G 802.11n HT20

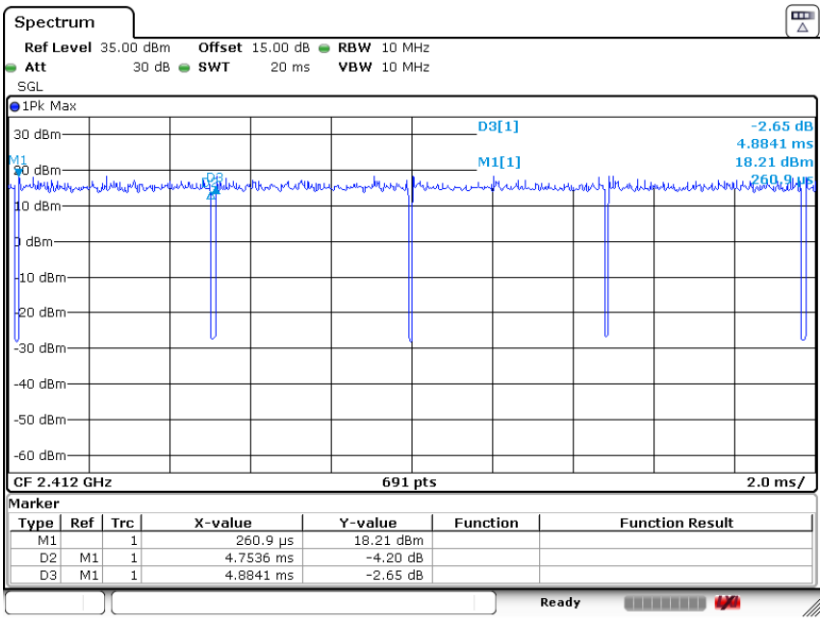
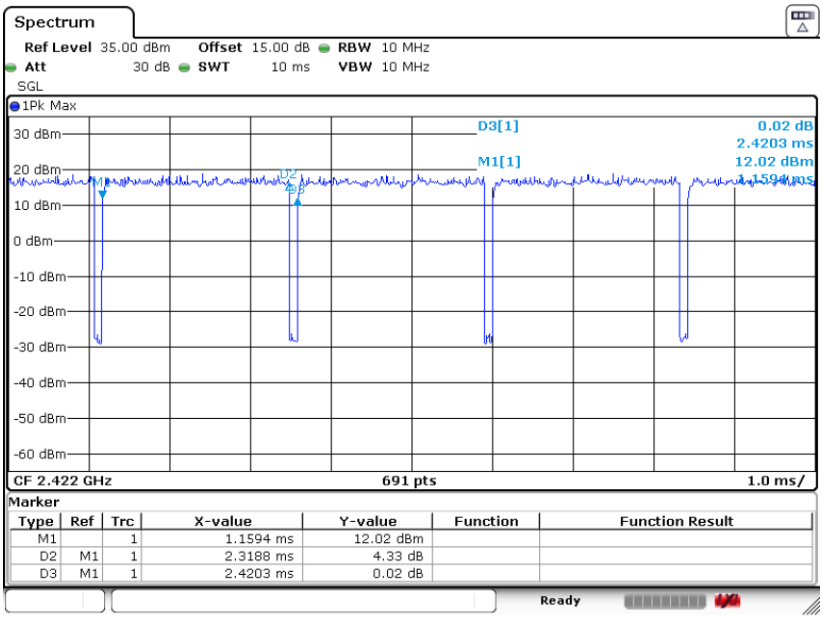
2.4G 802.11n HT40