
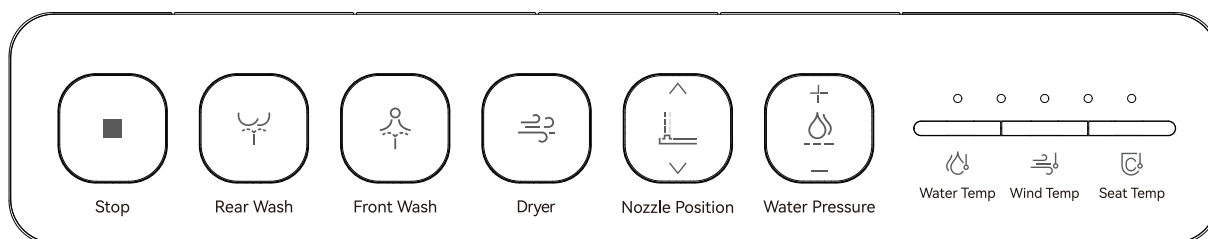


# Remote Control Instructions

## (Applicable for model with upgraded function)



### Stop

Short press stop button to cease on-going functions halfway.



### Rear wash/Oscillating massage

Press this button to start the rear wash function. Press this button again to perform oscillating massage. If you press the Stop key halfway, you can stop it immediately. Note: Under the oscillating massage procedure, the nozzle will extend and retract repeatedly to achieve the massage effect.



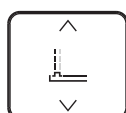
### Front wash/Oscillating massage

Press this button to start the front wash function. Press this button again to perform oscillating massage. If you press the Stop key halfway, you can stop it immediately. Note: Under the oscillating massage procedure, the nozzle will extend and retract repeatedly to achieve the massage effect.



### Dryer

Press this button to perform warm air drying. The air temperature can be adjusted. If it is pressed to "stop" button on the way, the air drying can be stopped immediately.



### Nozzle position adjustment

The nozzle position can be adjusted with 5 gears. Press the nozzle adjustment ^ key to extend the nozzle forward, press the nozzle adjustment v key to retract nozzle backwards.



### Water pressure adjustment

When cleaning, press this button to adjust water pressure in 5 different gears. Press + key once to raise one level, press - key once to decrease one level.



### Water temperature adjustment

When cleaning, the water temperature is adjustable with 6 gears.



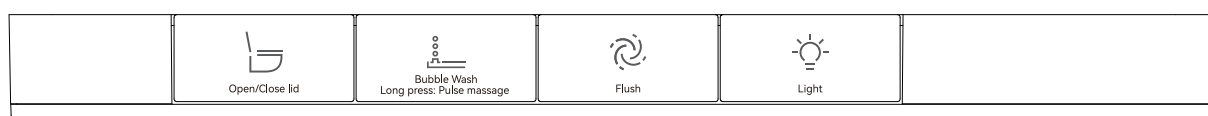
### Air temperature adjustment

When drying, the air temperature is adjustable with 6 gears.



### Seat temperature adjustment

The seat temperature is adjustable with 6 gears. Please do not cover the seat sensor in case of sensing failure. The seat temperature will switch to 1st gear after long time sitting in case of low-temperature burns.



### Open/close S&C

1. When the cover and seat are open, press this button to close seat&cover.
2. When the cover and seat are closed, press this button once to open cover.  
Press twice to open seat. Then press for 3rd time to close seat and cover.
3. When the seat is closed and cover is open, press this button to open the seat,  
press again to close seat and cover.



### Bubble wash

Short press this button to perform bubble wash.  
Long press this button to perform pulse massage.



### Half Flush

Short press to execute the half flush function.



### Night light

Press this button to turn on/off night light.

Caution: The user is cautioned that changes or modifications not expressly approved by the party responsible for compliance could void the user's authority to operate the equipment.

This device complies with Part 15 of the FCC Rules. Operation is subject to the following two conditions: (1) this device may not cause harmful interference, and (2) this device must accept any interference received, including interference that may cause undesired operation.

NOTE: This equipment has been tested and found to comply with the limits for a Class B digital device, pursuant to Part 15 of the FCC Rules. These limits are designed to provide reasonable protection against harmful interference in a residential installation. This equipment generates, uses and can radiate radio frequency energy and, if not installed and used in accordance with the instructions, may cause harmful interference to radio communications. However, there is no guarantee that interference will not occur in a particular installation.

If this equipment does cause harmful interference to radio or television reception, which can be determined by turning the equipment off and on, the user is encouraged to try to correct the interference by one or more of the following measures:

- Reorient or relocate the receiving antenna.
- Increase the separation between the equipment and receiver.
- Connect the equipment into an outlet on a circuit different from that to which the receiver is connected.
- Consult the dealer or an experienced radio/TV technician for help.

#### FCC Radiation Exposure Statement

This equipment complies with FCC radiation exposure limits set forth for an uncontrolled environment.

This transmitter must not be co-located or operating in conjunction with any other antenna or transmitter.