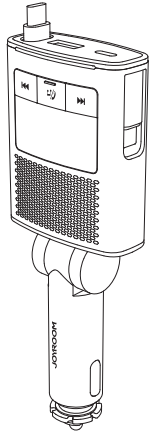



JOYROOM



User Manual

For FAQs and more information, please scan



WARRANTY CODE

605719

support@joyroom.com

>>>>>

Product parameters

Model	JR-CCB03
Input	DC 12-24V $\approx$ 7.5A Max
USB-C Port Output	5V $\approx$ 3.0A, 9V $\approx$ 3.0A, 10V $\approx$ 2.25A, 12V $\approx$ 3.0A, 15V $\approx$ 2.5A, 20V $\approx$ 2.25A (45W Max)
PPS	5V-11V $\approx$ 3A, 5V-16V $\approx$ 2.8A
Type-C Cable Output	5V $\approx$ 3.0A, 9V $\approx$ 3.0A, 10V $\approx$ 2.25A, 12V $\approx$ 3.0A, 15V $\approx$ 2.5A, 20V $\approx$ 2.25A (45W Max)
PPS	5V-11V $\approx$ 3A, 5V-16V $\approx$ 2.8A
Total Output	90W (Max)
Material	PC Fireproof Material
Size	153.5*55*25 mm
Net Weight	100 g

Function diagram

① LED display

② Multifunctional button

③ Previous

④ Next

⑦

④

②

①

⑤ USB flash drive port

⑥ USB-C charging port

⑦ Type-C cable charging port

⑧ Type-C to Lightning adapter

⑨ Negative power contact

⑤

⑥

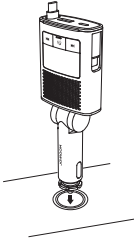
③

⑧

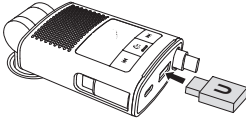
⑨

1. USB flash drive connection

a. Plug JR-CCB03 into the car cigarette lighter socket.



c. Insert USB flash drive into the USB flash drive port. The QC3.0 port does not support USB flash drive functionality.



Music Control:

1. Play/Pause: Single-click "⏮" button.  
2. Previous Track: Single-click "⏮" button.  
3. Next Track: Single-click "⏭" button.

Answer/End Call:

1. Answer a Call: Single-click "☎" button.  
2. End a Call: Single-click "☎" button.  
3. Reject a Call: Long press "☎" button when a call comes in.  
4. Private Mode: Long press "☎" button during a call.

USB Flash Drive/BT Mode Switch:

Double-click the "⏮" button to switch playback source.

Precautions

1. Please keep it away from children.  
2. Improper use may damage the product or endanger personal and property safety.  
3. Non-professionals are strictly prohibited to disassemble this product.  
4. Electrical appliances or loads that exceed the output current of this product are prohibited (automatic protection will be activated and no output will be given).  
5. Avoid fierce physical actions, including knocking, throwing, trampling, squeezing, etc.  
6. Please charge your device after the car engine starts.  
7. Do not charge high-power devices to prevent device damage caused by excessive power.  
8. Do not use it in a wet environment or thunderstorm weather.  
9. Do not clean the device with strong chemicals, cleaning agents, etc.  
10. Do not drop or throw it violently and please keep it from collision considering this product is an electronic product.

FCC Warning Statement

Changes or modifications not expressly approved by the party responsible for compliance could void the user's authority to operate the equipment. This equipment has been tested and found to comply with the limits for a Class B digital device, pursuant to Part 15 of the FCC Rules. These limits are designed to provide reasonable protection against harmful interference in a residential installation.  
  
This equipment generates, uses and can radiate radio frequency energy and, if not installed and used in accordance with the instructions, may cause harmful interference to radio communications. However, there is no guarantee that interference will not occur in a particular installation. If this equipment does cause harmful interference to radio or television reception, which can be determined by turning the equipment off and on, the user is encouraged to try to correct the interference by one or more of the following measures:  
  
-- Reorient or relocate the receiving antenna.  
-- Increase the separation between the equipment and receiver.  
-- Connect the equipment into an outlet on a circuit different from that to which the receiver is connected.  
-- Consult the dealer or an experienced radio/TV technician for help.  
  
This device complies with part 15 of the FCC Rules. Operation is subject to the following two conditions: (1) This device may not cause harmful interference, and (2) this device must accept any interference received, including interference that may cause undesired operation.  
  
This equipment complies with FCC radiation exposure limits set forth for an uncontrolled environment. This equipment should be installed and operated with minimum distance 20cm between the radiator & your body.

Tips:

Improper use may damage the product or endanger personal and property safety.  
  
**We hope you never have the need, but if you do, our service is friendly and hassle-free.**  
  
1. Activate the lifetime warranty for you!  
2.If you need help, our solutions will hyper drive to you within 12 hours.

Warning

Please follow the above safety instructions, otherwise it will cause fire, electric shock, damage or other injuries

FC

