

# Umbrel Home

Welcome to Umbrel Home, your personal home server.

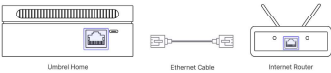
Umbrel Home is a powerful and versatile device that allows you to create your own private cloud, stream media, run your own Bitcoin node, store your files, and more. With umbrelOS and a large selection of self-hosted apps in the Umbrel App Store, you can easily run and manage your own home server.



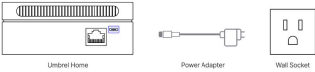
Model	U130120
CPU	Intel N5105 (up to 2.9GHz, quad-core, 10W TDP)
RAM	16 GB
Storage	2 TB SSD
Connectivity	WiFi 6, Bluetooth 5.0, Gigabit Ethernet, 3 x USB 3.0
Operating System	umbrelOS
In This Box	1 Umbrel Home, 1 Ethernet Cable, 1 Power Adapter, and 1 Instruction Manual

## Setup Instructions


- 1 Connect one end of the Ethernet cable to the Ethernet port on your Umbrel Home, and the other end of the cable to any vacant Ethernet port on your internet router.



- 2 Connect the power adapter to your Umbrel Home and plug the adapter into a wall socket. Your Umbrel Home will automatically turn on.



- 3 Wait for 30 seconds, then visit <http://umbrel.local> on any device that is connected to the same internet network as your Umbrel Home.



## Troubleshooting

If you are unable to access <http://umbrel.local>, try accessing your Umbrel Home by visiting its IP address. You can find it by checking it in your router's admin dashboard or by using an IP scanning tool like Angry IP Scanner. If you are using Windows, you can also try visiting <http://umbrel>.

## Maintenance

Maintaining Umbrel Home is easy and requires minimal effort. For optimal performance, it is recommended to keep the device in a clean and dry environment, and check for software updates periodically.

## Safety Precautions

Please only use the power adapter supplied with Umbrel Home. Using any other power adapter may cause damage to the device and may void the warranty.

## Software Terms Agreement

By using this device, the user acknowledges and agrees to be bound by the terms and conditions of the Umbrel and third-party software license agreement, as set forth in the legal documentation available at [umbrel.com/legal](http://umbrel.com/legal). The user acknowledges that they have read, understood and agree to be bound by the terms and conditions of the license agreement, and further agree to comply with all applicable laws and regulations.

## Warranty

Umbrel Home and included accessories are warranted by Umbrel against defects in materials and workmanship for one year from the date of original retail purchase. Normal wear and tear, or damage caused by accident or abuse, is not warranted. Visit [umbrel.com](http://umbrel.com) for support on obtaining service. Shipping charges may apply depending on the location. Subject to the full terms and detailed information on obtaining service available at [umbrel.com/legal](http://umbrel.com/legal). If you submit a valid claim under this warranty, Umbrel will either repair, replace, or refund your device at its own discretion. You may be required to furnish the proof of purchase details when making a claim under this warranty. Warranty benefits are in addition to rights provided under local consumer laws.

## Regulatory Compliance

Umbrel Inc. hereby declares that this product is in compliance with FCC, CE, UL, and RoHS. A copy of the Declaration of Conformity is available at [umbrel.com/legal](http://umbrel.com/legal).



Designed by Umbrel. Assembled in China.

©2023 Umbrel Inc. All rights reserved.

## FCC WARNING:

This equipment may generate or use radio frequency energy. Changes or modifications to this equipment may cause harmful interference unless the modifications are expressly approved in the instruction manual. The user could lose the authority to operate this equipment if an unauthorized change or modification is made. This device complies with part 15 of the FCC Rules. Operation is subject to the following two conditions:

- (1) This device may not cause harmful interference, and
- (2) This device must accept any interference received, including interference that may cause undesired operation.

This equipment complies with RF radiation exposure limits set forth for an uncontrolled environment. This equipment should be installed and operated with a minimum distance of 20 centimeters between the radiator and your body.

## NOTE:

This equipment has been tested and found to comply with the limits for a Class B digital device, pursuant to part 15 of the FCC Rules. These limits are designed to provide reasonable protection against harmful interference in a residential installation. This equipment generates, uses and can radiate radio frequency energy and, if not installed and used in accordance with the instructions, may cause harmful interference to radio communications. However, there is no guarantee that interference will not occur in a particular installation. If this equipment does cause harmful interference to radio or television reception, which can be determined by turning the equipment off and on, the user is encouraged to try to correct the interference by one or more of the following measures:

- Reorient or relocate the receiving antenna.
- Increase the separation between the equipment and receiver.
- Connect the equipment into an outlet on a circuit different from that to which the receiver is connected.
- Consult the dealer or an experienced radio/TV technician for help.
- The rating information is located at the bottom of the unit.



Umbrel Home