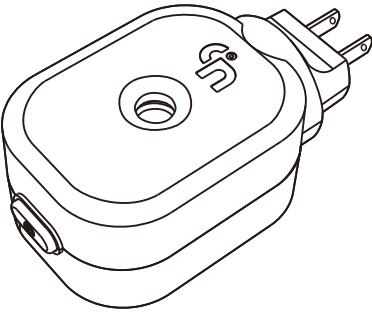


Mosquito Repeller



Specification

Rated Voltage:

AC 110-220 V

Rated Power:

5 W

Size:

4.3x2.1x1.5 in

EPA Est.No

101435-CHN-1

EPA Reg.No

101435-1-1

Active Ingredient:

Meperfluthrin.....

0.80%

Other Ingredients.....

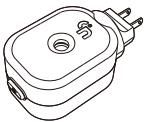
99.20%

Total.....

100.00%

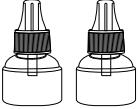
Product Description and Accessories

①



Mosquito Repeller x1

②



Mosquito Liquid x2
Net Content 1.52 fl oz
(45 ml)(each bottle)

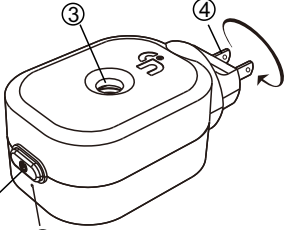
Structure Diagram

1. Power Button


2. Indicator Light

3. Diffuser


4. 90 ° Rotatable Plug




①



②



③



Precautions

1.Before use, please carefully read the instructions and precautions, and pay attention to fire and electrical safety.

2.Use in a well-ventilated area and place the mosquito repeller at an upwind location. Do not place it directly under an electric fan.

3.Using the accompanying mosquito repeller can achieve the best results. Do not dismantle the mosquito repeller by yourself.

4.Do not cover the surface with any objects, keep away from fire, heat, and flammable or explosive materials.

5.Wash hands after use. Allergic individuals should avoid using it, and keep it away from children, pregnant women, and breastfeeding women.

6.If not used for an extended period, remove the liquid bottle from the mosquito repeller, seal it, and store it in a cool and dark place.

7.Avoid contact with skin, eyes, and do not store it with food or utensils.

8.This product is highly toxic to fish and silkworms. It is strictly prohibited to use in silkworm rooms or nearby areas to avoid harm.

9.Avoid accidental ingestion. If any adverse reactions occur during use, seek immediate medical treatment with the label.

Storage and Transportation

1.When transporting the product, handle it with care and avoid severe vibration, exposure to sunlight, rain, and heavy pressure.

2.The product should be stored in a cool, dry, and well-ventilated place, and should not be mixed with flammable or explosive materials, food, grain, seeds, feed, beverages, and other items.

3.Store the product out of reach of children.

Scope of Use and Instructions

1.Take out the liquid bottle and unscrew the cap.

2.Screw the liquid bottle into the mosquito repeller and check if the core rod is centered.

3.Connect the power supply, turn on the switch, and the indicator light will light up, indicating that the mosquito repeller has started working.

4.When not in use, simply turn off the switch and unplug the plug.

5.After the liquid is used up, please first cut off the power supply and then replace it with a new bottle of liquid.

6.Regardless of using a wall socket or a trailing socket board, always keep the liquid bottle upright to prevent liquid leakage from causing accidents.

Product Features

This product is made by formulating the effective ingredient of pyrethroid insecticides, which can effectively drive away indoor mosquitoes. When used with the accompanying mosquito repeller and powered on, it can evenly release the liquid and provide up to 280 hours (each bottle) of effective mosquito-repelling time. It is convenient to use.

Mosquito Repellent Liquid Heater

It adopts a new industrial design that is safe, attractive, durable, heats up quickly, has stable temperature, and is convenient and energy-saving.

* This product has a one-year quality service.If you have any questions, please send an email to us at RandCharlesgra@outlook.com and we will get back to you as soon as possible.

* If you are satisfied with our products during the use, please recommend our new products to your friends, we hope that more customers can use our products, so that they can spend a hot summer comfortably. Our Twitter:Homelifairy_Lucas

①

Scan the QR code below with your phone to download the APP.Or search the App name "Wihoo-Life" in the App store to download the APP.



②

Then, go to the registration page below and enter your email and password to log in.

Hello

Welcome to use Wihoo

Log in

Register

Compatible Devices: Phones running Android 6.0 and iOS 10.0 or higher versions.

Phone number/email address

Password

I agree 《Wihoo Privacy Policy》

Log in

Remember

Forgot password

③

Click the "Add Device" button to add the device: Wihoo D2Pro



④

After connecting the device, enter the control interface below. There are two modes for you to choose: Standard mode; Baby mode. Standard mode: The mosquito repellent operates continuously in standard mode. Baby mode: The mosquito repellent operates intermittently in baby mode, working for 40 minutes and then stopping for 20 minutes.



⑤

Click the "Add itinerary" button to customize the duration of the mosquito repellent's operation.



This device complies with part 15 of the FCC Rules. Operation is subject to the following two conditions: (1) This device may not cause harmful interference, and (2) this device must accept any interference received, including interference that may cause undesired operation.

FCC warning:Any Changes or modifications not expressly approved by the party responsible for compliance could void the user's authority to operate the equipment.

Note: This equipment has been tested and found to comply with the limits for a Class B digital device, pursuant to part 15 of the FCC Rules. These limits are designed to provide reasonable protection against harmful interference in a residential installation. This equipment generates uses and can radiate radio frequency energy and, if not installed and used in accordance with the instructions, may cause harmful interference to radio communications. However, there is no guarantee that interference will not occur in a particular installation. If this equipment does cause harmful interference to radio or television reception, which can be determined by turning the equipment off and on, the user is encouraged to try to correct the interference by one or more of the following measures:Reorient or relocate the receiving antenna. Increase the separation between the equipment and receiver. Connect the equipment into an outlet on a circuit different from that to which the receiver is connected.Consult the dealer or an experienced radio/TV technician for help.

This equipment complies with FCC radiation exposure limits set forth for an uncontrolled environment. This equipment should be installed and operated with minimum distance 20cm between the radiator & your body.

彩色印刷 尺寸80*110mm 双面印刷 3折